



Fresno Metropolitan Flood Control District
Capturing Stormwater since 1956

File 140.3133
210.81

December 30, 2024

Mr. Steve White, Public Works Director
County of Fresno
2220 Tulare Street, 6th Floor
Fresno, CA 93721

Dear Mr. White,

**Adoption of Resolution Amending
2025 Schedule of Drainage Costs and Fees**

The drainage ordinances of the District, Cities, and County are, as required by Section 66483 of the Government Code, predicated upon adoption of a Resolution, which identifies the actual (or estimated) cost of the planned drainage facilities. Because the development fees imposed pursuant to the Code Section are the same as these costs, the same Resolution serves as the Schedule of Fees.

On December 11, 2024, the Fresno Metropolitan Flood Control District conducted the prescribed noticed public hearing, in accordance with Government Code Section 6062a, and subsequently approved and adopted the subject schedule of costs. The District provides the required noticing of public hearing to effect the drainage fee update in accordance with law and has in the past suggested that the County may possibly rely on the District notice and hearing, in that they effect the same drainage fee cost schedule, or the County may wish to provide an additional ten (10) day noticing prior to action if it disagrees with this interpretation. No objection to the drainage fee update was presented at the District's hearing.

The District used the GIS automated drainage fee program for this years cost study, as it calculates drainage fees immediately upon input of accounting data and GIS information. The program provides a thorough analysis of the cost estimates, unit prices for drainage facilities and recent construction activity. This year's study used new unit prices for drainage facilities based on recent construction activity and other system modifications due to studies performed throughout the year. With this information, the automated program performed a complete re-computation to evaluate this year's fee schedule.

The District strives to adopt the fees early in the year so they take effect beginning in March of each year. With the adoption of the Resolution by the District on December 11, 2024 and the 60-day period before rates can take effect, pursuant to Section 66017 of the Government Code, the 2025 Drainage Fees become effective on March 1, 2025. The District has determined that the 2025 Drainage Fees align with the requirements outlined in AB 602 Section 66016.5(a)(5)(B) of the Government Code, as indicated by the findings adopted in said Resolution.

ATTACHMENT B


Mr. Steve White
Adoption of Resolution Confirming
Schedule of Drainage Costs and Fees
December 30, 2024
Page 2

Attached is the December 11, 2024 District Board Memorandum, which provides a discussion regarding the proposed amendments to the 2025 Drainage Fee Schedules. It is requested that adoption of a Resolution identifying drainage costs and fees, as provided by the Drainage Fee Ordinance of the County of Fresno, be presented to the County Board of Supervisors for adoption at the earliest possible date. To assist in expediting this matter, District staff has attached a Draft Resolution, the Storm Drainage and Flood Control Master Plan Map (Exhibit "A") and the 2025 Drainage Fee Schedule that incorporates the 2025 amendments (Exhibit "B") which should be included in the County's Resolution to the Board of Supervisors.

The adjusted fee schedules have been concurrently transmitted to the Cities of Fresno and Clovis for enactment at the earliest possible date.

Your assistance is greatly appreciated. If additional information is needed, please contact us.

Sincerely,



Denise Wade
Master Plan Special Projects Manager

DW/lrl

Enclosure(s)

c: Darren Rose, Building Industry Association

Resolution No. _____

BEFORE THE BOARD OF SUPERVISORS

OF THE COUNTY OF FRESNO

**In the Matter of:
(the Establishment of
Local Drainage Fees)**

**Resolution Amending Resolution
Establishing Drainage Costs and
Fees for Local Drainage Areas
and the Storm Drainage and
Flood Control Master Plan**

WHEREAS, the Board of Supervisors of the County of Fresno has enacted Chapter 17.64, Title 17 of the Fresno County Ordinance Code, which ordinance is hereby incorporated herein by this reference, creating and establishing the authority for imposing and charging fees for the construction of planned local storm drainage facilities pursuant to the adopted Storm Drainage and Flood Control Master Plan; and

WHEREAS, an amended Storm Drainage and Flood Control Master Plan Map (Exhibit “A” hereto) specifying public facilities and improvements, existing and proposed, which are necessary to provide drainage service and flood control within the respective local drainage areas specified therein has been presented to the Board of Supervisors of the County of Fresno; and

WHEREAS, a study has been conducted of the impacts of contemplated future development on the existing storm drainage services and facilities in the local drainage areas of the Fresno Metropolitan Flood Control District (“District”) and the County of Fresno (“County”) listed in Exhibit “B” attached hereto, along with an analysis of new, improved or expanded public facilities, the estimated costs of those improvements, and the schedule of per gross acre fees calculated to raise the sum of money necessary to pay the estimated total cost of local drainage facilities in said local drainage areas; and

ATTACHMENT B

WHEREAS, this study was available at the District's office for public inspection and review ten (10) days prior to this public hearing and notice was given in compliance with the requirements therefore, and

WHEREAS, a public hearing was held pursuant to the public notice cited herein at a regularly scheduled meeting of the Board of Supervisors of the County of Fresno; and

WHEREAS, the Board of Supervisors of the County of Fresno finds as follows:

A. The purpose of this fee is to finance facilities within the County and District required for the removal of surface and storm water; attributable to development; to obviate the menace to the public health, safety and welfare arising from inadequate provision for removal of surface and storm waters occurring as the result of development of property; to prevent deterioration of property values and impairment of conditions making for desirable residential, commercial or industrial development, as the case may be, which would result from the failure to construct planned local drainage facilities relative to development of property; and to prevent deterioration of public streets and other public facilities which would result from failure to construct planned local drainage facilities concurrently with development.

B. The fees collected pursuant to Chapter 17.64, Title 17 of the Fresno County Code and this Resolution shall be used to finance only the public facilities described or identified in Exhibit "A", attached hereto;

C. After considering said Map and said study and analysis prepared by the District, entitled "Storm Drainage and Flood Control Master Plan," and that prepared by the Public Works and Development Services Department entitled "Fresno County General Plan," and the various community and specific plans; and the information and testimony received at this public hearing, the Board of Supervisors approves said Map and said study, and incorporates

ATTACHMENT B

such herein. The Board further finds that all development in the subject area will generate the needs, as described in this recital for storm drainage facilities within the impacted area as described in Exhibit “A”, and generates an unmet need for storm drainage facilities and services within the impacted area;

D. There is a need in this described impact area for storm drainage facilities which have not been constructed or have been constructed, and development will contribute its fair share towards these facility costs through this fee, and said facilities have been called for in, or are consistent with, the County’s General Plan;

E. The facts and evidence presented establish that there is a reasonable relationship between the need for the described public facilities and the impacts of the types of development as described in Exhibit “A” and Exhibit “B” for which the corresponding fee set forth in Exhibit “B” is charged. There is a reasonable relationship between the fee's use and the development of the lands in the service area for which the fee is charged, as these reasonable relationships or nexuses are described in more detail in the study and Map referred to above;

F. The Storm Drainage and Flood Control Master Plan Map attached hereto as Exhibit “A” and the storm drainage fees set forth in Exhibit “B”, as adopted by Paragraphs 2 and 3 herein below, revise the Storm Drainage and Flood Control Master Plan, are in conformity with the County’s General Plan and are in compliance with Section 66483 of the California Government Code;

G. The cost estimates set forth in Exhibit “B” are reasonable cost estimates for constructing these facilities and the fee schedule is predicated on said estimates and is to generate fees by development which will not exceed the total of these costs.

ATTACHMENT B

NOW, THEREFORE, it is hereby resolved by the Board of Supervisors of the County of Fresno that:

1. The above recitals are true and correct, and this Board of Supervisors so finds and determines.

2. The Storm Drainage and Flood Control Master Plan is hereby amended to include that Storm Drain and Flood Control Master Plan Map attached hereto as Exhibit “A” as supported by Exhibit “B”.

3. The schedule of drainage fees for those respective local drainage areas listed in Exhibit “B” hereto is hereby amended as set forth in said Exhibit “B”. The District shall prepare, and provide to the County, a 2025 schedule of drainage fees for each of its local drainage areas, which shall include the amendments adopted hereby. Fees shall be paid in accordance with the Drainage Fee Ordinances according to said 2025 drainage fee schedule.

4. The fee shall be solely used to pay: (a) costs related to the design, administration and construction of the described public storm water facilities; (b) for reimbursing the District for the development's fair share of those capital improvements constructed by the District; or (c) to reimburse other developers who have constructed public facilities in each service area where those facilities were beyond that needed to mitigate the impacts of the other developers' project or projects and where reimbursement is provided for under the Drainage Fee Ordinance or the Fresno County Ordinance.

5. The District, pursuant to Chapter 17.64 of Title 17 of the Fresno County Ordinance Code, shall review the estimated cost of the described capital improvements for which this fee is charged, the continued or expanded need therefore, and the reasonable relationship between such facility needs and the varying types and development. The Manager shall report the findings to the Board of Supervisors and recommend any adjustment

ATTACHMENT B

to this fee or other action as may be needed.

6. Pursuant to California Government Code 66022, any judicial action or proceeding to attack, review, set aside, void or annul this Resolution shall be brought within 120 days of the effective date hereof, which shall be 60 days after the date of adoption hereof. Administrative appeal is a mandatory prerequisite to any such judicial action or proceeding. Such appeal shall be made in writing to the Director of Public Works and Development Services of the County of Fresno. Such appeal must be made within 60 days after the effective date hereof. The Director shall set the matter for hearing, conduct the hearing and render a decision within 40 days after such appeal is filed.

7. The Ordinances of the County of Fresno has an administrative mechanism whereby a property owner who seeks to develop property within the boundaries of the County of Fresno and the Fresno Metropolitan Flood Control District can challenge the fees imposed thereunder only by first paying said fees under protest. Developers of property within the Fresno Metropolitan Flood Control District shall adhere to the applicable ordinance of the County of Fresno under which it is required that drainage fees must be paid before development is allowed, and such fee may be paid under protest.

THE FOREGOING was passed and adopted by the following vote of the Board of Supervisors of the County of Fresno this _____ day of _____, 2025 to-wit:

AYES:

NOES:

ABSENT:

Chairman, Board of Supervisors

ATTACHMENT B

ATTEST:

Bernice Seidel, Clerk
Board of Supervisors

By _____
Deputy

File No.

Agenda No.

Resolution No.

ATTACHMENT B

Updated Storm Drainage and Flood Control Master Plan Map

EXHIBIT “A”


[illegible]

Figure 1. *Phragmites* (black) and *Spartina* (grey) in the marsh.

ATTACHMENT B

County of Fresno

2025 DRAINAGE FEE SCHEDULE

EFFECTIVE DATE: March 1, 2025

Exhibit “B”

Fresno Metropolitan Flood Control District

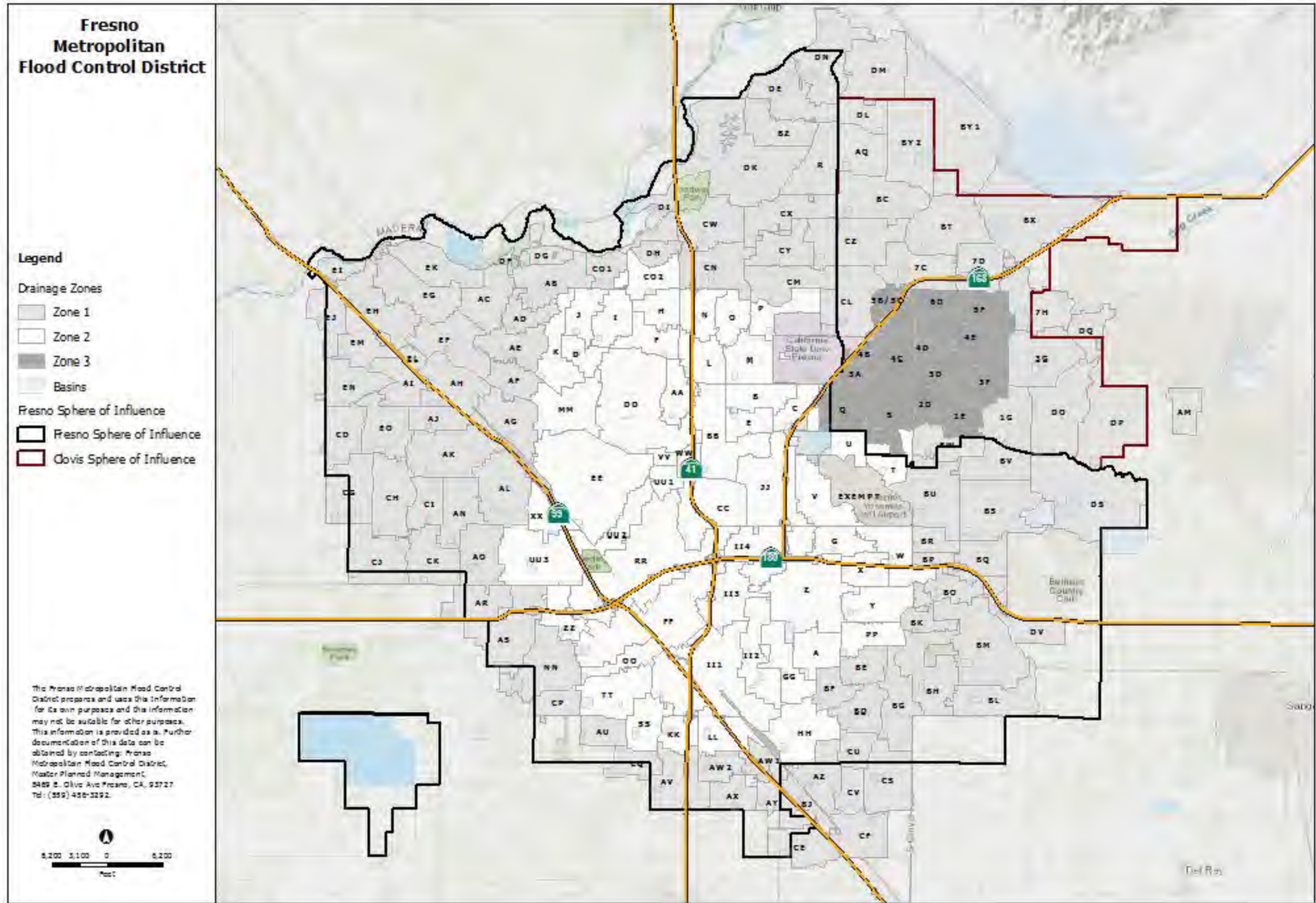


2025 DRAINAGE FEE SCHEDULE

Fresno County

Effective Date: 3/1/2025

Note: The information provided herein is in accordance with California Government Code Section 66016.5(a)(5)(B) and is subject to the findings adopted per Resolution No. 2024-1047. This disclaimer pertains specifically to the support expressed for the continuation of District Policies related to the calculation and imposition of residential development impact fees on a per-gross-acre basis.



DRAINAGE FEE SCHEDULE FOR ZONE 1: PLANNED LOCAL DRAINAGE AREAS																
Area		AE-5, A-L, O	A1, A2, RR	R-1-E, R-1-EH, R-A	R-1-A, R-1-AH	R-1-B, R-1-C, RE	R-1 40%	R-1 45%	R-1 50%	R-2, M-H	R-3	R-4, T-P	M-1, M-2, M-3, C-R, M-1-P, S-L	C-P, C-M, R-P	C-1, C-2, C-3, C-4, C-5, C-6, C-L, P	Total Cost
R	BASIN	\$1,430	\$1,630	\$2,050	\$2,450	\$2,870	\$3,070	\$3,220	\$3,380	\$3,380	\$3,780	\$4,600	\$6,690	\$7,170	\$7,680	\$3,037,290
	PIPE	\$1,840	\$2,080	\$2,770	\$3,010	\$3,260	\$3,390	\$3,500	\$3,600	\$3,600	\$3,850	\$4,110	\$4,780	\$5,050	\$5,330	\$2,830,980
	TOTAL	\$3,270	\$3,710	\$4,820	\$5,460	\$6,130	\$6,460	\$6,720	\$6,980	\$6,980	\$7,630	\$8,710	\$11,470	\$12,220	\$13,010	\$5,868,270
AB	BASIN	\$1,210	\$1,380	\$1,730	\$2,070	\$2,420	\$2,590	\$2,720	\$2,850	\$2,850	\$3,190	\$3,880	\$5,650	\$6,050	\$6,480	\$2,077,520
	PIPE	\$1,000	\$1,130	\$1,500	\$1,630	\$1,770	\$1,840	\$1,900	\$1,950	\$1,950	\$2,090	\$2,230	\$2,590	\$2,740	\$2,890	\$1,420,070
	TOTAL	\$2,210	\$2,510	\$3,230	\$3,700	\$4,190	\$4,430	\$4,620	\$4,800	\$4,800	\$5,280	\$6,110	\$8,240	\$8,790	\$9,370	\$3,497,590
AC	BASIN	\$640	\$730	\$920	\$1,100	\$1,280	\$1,370	\$1,440	\$1,520	\$1,520	\$1,700	\$2,060	\$3,000	\$3,210	\$3,440	\$1,095,117
	PIPE	\$890	\$1,010	\$1,340	\$1,460	\$1,580	\$1,650	\$1,700	\$1,740	\$1,740	\$1,870	\$1,990	\$2,320	\$2,450	\$2,580	\$1,164,819
	TOTAL	\$1,530	\$1,740	\$2,260	\$2,560	\$2,860	\$3,020	\$3,140	\$3,260	\$3,260	\$3,570	\$4,050	\$5,320	\$5,660	\$6,020	\$2,259,936
AD	BASIN	\$1,740	\$1,990	\$2,490	\$2,980	\$3,490	\$3,730	\$3,920	\$4,110	\$4,110	\$4,600	\$5,590	\$8,140	\$8,710	\$9,340	\$1,418,670
	PIPE	\$480	\$540	\$720	\$780	\$840	\$880	\$910	\$930	\$930	\$1,000	\$1,060	\$1,230	\$1,310	\$1,380	\$330,500
	TOTAL	\$2,220	\$2,530	\$3,210	\$3,760	\$4,330	\$4,610	\$4,830	\$5,040	\$5,040	\$5,600	\$6,650	\$9,370	\$10,020	\$10,720	\$1,749,170
AE	BASIN	\$2,420	\$2,760	\$3,460	\$4,130	\$4,840	\$5,170	\$5,440	\$5,710	\$5,710	\$6,380	\$7,760	\$11,290	\$12,090	\$12,960	\$3,424,140
	PIPE	\$660	\$740	\$980	\$1,070	\$1,160	\$1,210	\$1,250	\$1,280	\$1,280	\$1,370	\$1,460	\$1,700	\$1,800	\$1,900	\$745,210
	TOTAL	\$3,080	\$3,500	\$4,440	\$5,200	\$6,000	\$6,380	\$6,690	\$6,990	\$6,990	\$7,750	\$9,220	\$12,990	\$13,890	\$14,860	\$4,169,350
AF	BASIN	\$1,120	\$1,270	\$1,600	\$1,910	\$2,240	\$2,390	\$2,510	\$2,640	\$2,640	\$2,950	\$3,590	\$5,220	\$5,590	\$5,990	\$1,879,470
	PIPE	\$500	\$570	\$750	\$820	\$890	\$920	\$950	\$980	\$980	\$1,050	\$1,120	\$1,300	\$1,380	\$1,450	\$508,340
	TOTAL	\$1,620	\$1,840	\$2,350	\$2,730	\$3,130	\$3,310	\$3,460	\$3,620	\$3,620	\$4,000	\$4,710	\$6,520	\$6,970	\$7,440	\$2,387,810
AG	BASIN	\$520	\$590	\$740	\$880	\$1,030	\$1,110	\$1,160	\$1,220	\$1,220	\$1,360	\$1,660	\$2,410	\$2,580	\$2,770	\$1,431,120
	PIPE	\$1,710	\$1,930	\$2,570	\$2,790	\$3,030	\$3,150	\$3,250	\$3,340	\$3,340	\$3,580	\$3,820	\$4,430	\$4,690	\$4,950	\$2,888,080
	TOTAL	\$2,230	\$2,520	\$3,310	\$3,670	\$4,060	\$4,260	\$4,410	\$4,560	\$4,560	\$4,940	\$5,480	\$6,840	\$7,270	\$7,720	\$4,319,200
AH	BASIN	\$1,900	\$2,170	\$2,720	\$3,250	\$3,800	\$4,070	\$4,280	\$4,490	\$4,490	\$5,020	\$6,100	\$8,880	\$9,500	\$10,190	\$6,018,440
	PIPE	\$2,570	\$2,900	\$3,850	\$4,190	\$4,550	\$4,730	\$4,880	\$5,010	\$5,010	\$5,370	\$5,730	\$6,650	\$7,040	\$7,430	\$4,681,450
	TOTAL	\$4,470	\$5,070	\$6,570	\$7,440	\$8,350	\$8,800	\$9,160	\$9,500	\$9,500	\$10,390	\$11,830	\$15,530	\$16,540	\$17,620	\$10,699,890
AI	BASIN	\$1,820	\$2,070	\$2,600	\$3,110	\$3,630	\$3,890	\$4,090	\$4,290	\$4,290	\$4,800	\$5,830	\$8,490	\$9,090	\$9,740	\$2,994,260
	PIPE	\$4,090	\$4,620	\$6,130	\$6,660	\$7,230	\$7,520	\$7,760	\$7,970	\$7,970	\$8,540	\$9,110	\$10,580	\$11,190	\$11,810	\$4,415,880
	TOTAL	\$5,910	\$6,690	\$8,730	\$9,770	\$10,860	\$11,410	\$11,850	\$12,260	\$12,260	\$13,340	\$14,940	\$19,070	\$20,280	\$21,550	\$7,410,140
AJ	BASIN	\$2,280	\$2,600	\$3,270	\$3,910	\$4,570	\$4,890	\$5,140	\$5,390	\$5,390	\$6,030	\$7,330	\$10,660	\$11,420	\$12,240	\$2,096,600
	PIPE	\$620	\$700	\$930	\$1,010	\$1,100	\$1,140	\$1,180	\$1,210	\$1,210	\$1,300	\$1,390	\$1,610	\$1,700	\$1,800	\$460,970
	TOTAL	\$2,900	\$3,300	\$4,200	\$4,920	\$5,670	\$6,030	\$6,320	\$6,600	\$6,600	\$7,330	\$8,720	\$12,270	\$13,120	\$14,040	\$2,557,570
AK	BASIN	\$1,480	\$1,690	\$2,120	\$2,530	\$2,960	\$3,170	\$3,330	\$3,490	\$3,490	\$3,910	\$4,750	\$6,910	\$7,400	\$7,940	\$4,507,940
	PIPE	\$2,490	\$2,810	\$3,740	\$4,060	\$4,410	\$4,580	\$4,730	\$4,860	\$4,860	\$5,210	\$5,560	\$6,450	\$6,830	\$7,200	\$5,654,190
	TOTAL	\$3,970	\$4,500	\$5,860	\$6,590	\$7,370	\$7,750	\$8,060	\$8,350	\$8,350	\$9,120	\$10,310	\$13,360	\$14,230	\$15,140	\$10,162,130
AL	BASIN	\$1,430	\$1,640	\$2,050	\$2,450	\$2,870	\$3,070	\$3,230	\$3,390	\$3,390	\$3,790	\$4,600	\$6,700	\$7,170	\$7,690	\$3,468,170
	PIPE	\$3,010	\$3,400	\$4,510	\$4,900	\$5,320	\$5,530	\$5,710	\$5,860	\$5,860	\$6,280	\$6,710	\$7,790	\$8,240	\$8,690	\$5,608,620
	TOTAL	\$4,440	\$5,040	\$6,560	\$7,350	\$8,190	\$8,600	\$8,940	\$9,250	\$9,250	\$10,070	\$11,310	\$14,490	\$15,410	\$16,380	\$9,076,790
AM	BASIN	\$2,370	\$2,370	\$2,970	\$3,550	\$4,150	\$4,450	\$4,670	\$4,900	\$4,900	\$5,480	\$6,670	\$9,700	\$10,390	\$11,130	\$1,260,966
	PIPE	\$5,950	\$5,950	\$7,900	\$8,590	\$9,330	\$9,700	\$10,010	\$10,280	\$10,280	\$11,010	\$11,750	\$13,650	\$14,440	\$15,230	\$2,886,860
	TOTAL	\$8,320	\$8,320	\$10,870	\$12,140	\$13,480	\$14,150	\$14,680	\$15,180	\$15,180	\$16,490	\$18,420	\$23,350	\$24,830	\$26,360	\$4,147,826

DRAINAGE FEE SCHEDULE FOR ZONE 1: PLANNED LOCAL DRAINAGE AREAS

Area		AE-5, A-L, O	A1, A2, RR	R-1-E, R-1-EH, R-A	R-1-A, R-1-AH	R-1-B, R-1-C, RE	R-1 40%	R-1 45%	R-1 50%	R-2, M-H	R-3	R-4, T-P	M-1, M-2, M-3, C-R, M-1-P, S-L	C-P, C-M, R-P	C-1, C-2, C-3, C-4, C-5, C-6, C-L, P	Total Cost
AN	BASIN	\$2,400	\$2,730	\$3,430	\$4,100	\$4,800	\$5,130	\$5,400	\$5,660	\$5,660	\$6,330	\$7,700	\$11,200	\$11,990	\$12,860	\$3,395,970
	PIPE	\$2,190	\$2,470	\$3,280	\$3,560	\$3,870	\$4,020	\$4,150	\$4,260	\$4,260	\$4,570	\$4,870	\$5,660	\$5,990	\$6,320	\$2,607,460
	TOTAL	\$4,590	\$5,200	\$6,710	\$7,660	\$8,670	\$9,150	\$9,550	\$9,920	\$9,920	\$10,900	\$12,570	\$16,860	\$17,980	\$19,180	\$6,003,430
AO	BASIN	\$2,240	\$2,560	\$3,210	\$3,840	\$4,490	\$4,800	\$5,050	\$5,300	\$5,300	\$5,920	\$7,200	\$10,480	\$11,220	\$12,030	\$4,039,420
	PIPE	\$7,030	\$7,940	\$10,540	\$11,460	\$12,440	\$12,930	\$13,360	\$13,710	\$13,710	\$14,690	\$15,680	\$18,210	\$19,260	\$20,310	\$9,474,630
	TOTAL	\$9,270	\$10,500	\$13,750	\$15,300	\$16,930	\$17,730	\$18,410	\$19,010	\$19,010	\$20,610	\$22,880	\$28,690	\$30,480	\$32,340	\$13,514,050
AQ	BASIN	\$2,300	\$2,620	\$3,290	\$3,930	\$4,600	\$4,920	\$5,170	\$5,420	\$5,420	\$6,070	\$7,380	\$10,730	\$11,490	\$12,310	\$4,453,130
	PIPE	\$6,480	\$7,320	\$9,720	\$10,560	\$11,470	\$11,920	\$12,310	\$12,630	\$12,630	\$13,540	\$14,440	\$16,780	\$17,750	\$18,720	\$8,740,280
	TOTAL	\$8,780	\$9,940	\$13,010	\$14,490	\$16,070	\$16,840	\$17,480	\$18,050	\$18,050	\$19,610	\$21,820	\$27,510	\$29,240	\$31,030	\$13,193,410
AR	BASIN	\$2,590	\$2,950	\$3,700	\$4,430	\$5,180	\$5,540	\$5,830	\$6,110	\$6,110	\$6,840	\$8,310	\$12,090	\$12,950	\$13,880	\$5,324,900
	PIPE	\$8,640	\$9,760	\$12,960	\$14,080	\$15,290	\$15,890	\$16,410	\$16,840	\$16,840	\$18,050	\$19,260	\$22,370	\$23,660	\$24,960	\$10,991,830
	TOTAL	\$11,230	\$12,710	\$16,660	\$18,510	\$20,470	\$21,430	\$22,240	\$22,950	\$22,950	\$24,890	\$27,570	\$34,460	\$36,610	\$38,840	\$16,316,730
AS	BASIN	\$1,980	\$2,250	\$2,830	\$3,380	\$3,950	\$4,230	\$4,450	\$4,670	\$4,670	\$5,220	\$6,350	\$9,230	\$9,890	\$10,600	\$6,258,030
	PIPE	\$7,080	\$8,010	\$10,630	\$11,550	\$12,540	\$13,040	\$13,460	\$13,820	\$13,820	\$14,810	\$15,800	\$18,350	\$19,410	\$20,470	\$15,784,750
	TOTAL	\$9,060	\$10,260	\$13,460	\$14,930	\$16,490	\$17,270	\$17,910	\$18,490	\$18,490	\$20,030	\$22,150	\$27,580	\$29,300	\$31,070	\$22,042,780
AU	BASIN	\$5,290	\$6,030	\$7,560	\$9,040	\$10,570	\$11,310	\$11,900	\$12,480	\$12,480	\$13,960	\$16,970	\$24,690	\$26,440	\$28,340	\$4,593,870
	PIPE	\$6,280	\$7,090	\$9,420	\$10,230	\$11,110	\$11,550	\$11,930	\$12,240	\$12,240	\$13,120	\$14,000	\$16,260	\$17,200	\$18,140	\$19,454,790
	TOTAL	\$11,570	\$13,120	\$16,980	\$19,270	\$21,680	\$22,860	\$23,830	\$24,720	\$24,720	\$27,080	\$30,970	\$40,950	\$43,640	\$46,480	\$9,048,660
AV	BASIN	\$2,020	\$2,300	\$2,890	\$3,460	\$4,040	\$4,330	\$4,550	\$4,770	\$4,770	\$5,340	\$6,490	\$9,440	\$10,110	\$10,840	\$6,833,560
	PIPE	\$10,140	\$11,460	\$15,210	\$16,530	\$17,950	\$18,660	\$19,260	\$19,770	\$19,770	\$21,190	\$22,610	\$26,260	\$27,780	\$29,300	\$19,408,650
	TOTAL	\$12,160	\$13,760	\$18,100	\$19,990	\$21,990	\$22,990	\$23,810	\$24,540	\$24,540	\$26,530	\$29,100	\$35,700	\$37,890	\$40,140	\$26,242,210
AW1	BASIN	\$1,640	\$1,870	\$2,340	\$2,800	\$3,280	\$3,510	\$3,690	\$3,870	\$3,870	\$4,330	\$5,260	\$7,660	\$8,200	\$8,790	\$2,412,760
	PIPE	\$10,230	\$11,560	\$15,350	\$16,680	\$18,110	\$18,830	\$19,440	\$19,950	\$19,950	\$21,390	\$22,820	\$26,500	\$28,040	\$29,570	\$8,352,480
	TOTAL	\$11,870	\$13,430	\$17,690	\$19,480	\$21,390	\$22,340	\$23,130	\$23,820	\$23,820	\$25,720	\$28,080	\$34,160	\$36,240	\$38,360	\$10,765,240
AW2	BASIN	\$1,230	\$1,410	\$1,760	\$2,110	\$2,470	\$2,640	\$2,780	\$2,910	\$2,910	\$3,260	\$3,960	\$5,760	\$6,170	\$6,620	\$1,917,400
	PIPE	\$1,000	\$1,130	\$1,490	\$1,620	\$1,760	\$1,830	\$1,890	\$1,940	\$1,940	\$2,080	\$2,220	\$2,580	\$2,730	\$2,880	\$858,100
	TOTAL	\$2,230	\$2,540	\$3,250	\$3,730	\$4,230	\$4,470	\$4,670	\$4,850	\$4,850	\$5,340	\$6,180	\$8,340	\$8,900	\$9,500	\$2,775,500
AX	BASIN	\$1,290	\$1,470	\$1,850	\$2,210	\$2,590	\$2,770	\$2,910	\$3,050	\$3,050	\$3,420	\$4,150	\$6,040	\$6,470	\$6,930	\$2,047,230
	PIPE	\$2,220	\$2,510	\$3,330	\$3,620	\$3,930	\$4,080	\$4,220	\$4,330	\$4,330	\$4,640	\$4,950	\$5,750	\$6,080	\$6,410	\$1,947,650
	TOTAL	\$3,510	\$3,980	\$5,180	\$5,830	\$6,520	\$6,850	\$7,130	\$7,380	\$7,380	\$8,060	\$9,100	\$11,790	\$12,550	\$13,340	\$3,994,880
AY	BASIN	\$2,330	\$2,660	\$3,330	\$3,990	\$4,660	\$4,990	\$5,240	\$5,500	\$5,500	\$6,150	\$7,480	\$10,880	\$11,650	\$12,490	\$4,248,570
	PIPE	\$4,320	\$4,880	\$6,470	\$7,040	\$7,640	\$7,940	\$8,200	\$8,420	\$8,420	\$9,020	\$9,630	\$11,180	\$11,830	\$12,480	\$4,364,380
	TOTAL	\$6,650	\$7,540	\$9,800	\$11,030	\$12,300	\$12,930	\$13,440	\$13,920	\$13,920	\$15,170	\$17,110	\$22,060	\$23,480	\$24,970	\$8,612,950
AZ	BASIN	\$670	\$760	\$950	\$1,140	\$1,330	\$1,430	\$1,500	\$1,570	\$1,570	\$1,760	\$2,140	\$3,110	\$3,330	\$3,570	\$1,802,320
	PIPE	\$2,740	\$3,100	\$4,110	\$4,470	\$4,850	\$5,040	\$5,210	\$5,340	\$5,340	\$5,730	\$6,110	\$7,100	\$7,510	\$7,920	\$4,302,380
	TOTAL	\$3,410	\$3,860	\$5,060	\$5,610	\$6,180	\$6,470	\$6,710	\$6,910	\$6,910	\$7,490	\$8,250	\$10,210	\$10,840	\$11,490	\$6,104,700
BC	BASIN	\$1,950	\$2,230	\$2,800	\$3,340	\$3,910	\$4,180	\$4,400	\$4,610	\$4,610	\$5,160	\$6,270	\$9,130	\$9,770	\$10,480	\$5,395,560
	PIPE	\$3,560	\$4,030	\$5,340	\$5,810	\$6,310	\$6,560	\$6,770	\$6,950	\$6,950	\$7,450	\$7,950	\$9,230	\$9,760	\$10,300	\$7,213,140
	TOTAL	\$5,510	\$6,260	\$8,140	\$9,150	\$10,220	\$10,740	\$11,170	\$11,560	\$11,560	\$12,610	\$14,220	\$18,360	\$19,530	\$20,780	\$12,608,700

DRAINAGE FEE SCHEDULE FOR ZONE 1: PLANNED LOCAL DRAINAGE AREAS

Area		AE-5, A-L, O	A1, A2, RR	R-1-E, R-1-EH, R-A	R-1-A, R-1-AH	R-1-B, R-1-C, RE	R-1 40%	R-1 45%	R-1 50%	R-2, M-H	R-3	R-4, T-P	M-1, M-2, M-3, C-R, M-1-P, S-L	C-P, C-M, R-P	C-1, C-2, C-3, C-4, C-5, C-6, C-L, P	Total Cost
BD	BASIN	\$1,930	\$2,200	\$2,760	\$3,300	\$3,860	\$4,130	\$4,340	\$4,550	\$4,550	\$5,100	\$6,200	\$9,010	\$9,650	\$10,340	\$3,195,040
	PIPE	\$3,820	\$4,320	\$5,730	\$6,230	\$6,760	\$7,030	\$7,260	\$7,450	\$7,450	\$7,990	\$8,520	\$9,900	\$10,470	\$11,050	\$4,229,700
	TOTAL	\$5,750	\$6,520	\$8,490	\$9,530	\$10,620	\$11,160	\$11,600	\$12,000	\$12,000	\$13,090	\$14,720	\$18,910	\$20,120	\$21,390	\$7,424,740
BE	BASIN	\$1,820	\$2,080	\$2,610	\$3,120	\$3,650	\$3,900	\$4,100	\$4,300	\$4,300	\$4,810	\$5,850	\$8,510	\$9,110	\$9,770	\$1,749,940
	PIPE	\$2,660	\$3,010	\$4,000	\$4,340	\$4,720	\$4,900	\$5,060	\$5,200	\$5,200	\$5,570	\$5,940	\$6,900	\$7,300	\$7,700	\$2,147,830
	TOTAL	\$4,480	\$5,090	\$6,610	\$7,460	\$8,370	\$8,800	\$9,160	\$9,500	\$9,500	\$10,380	\$11,790	\$15,410	\$16,410	\$17,470	\$3,897,770
BF	BASIN	\$2,510	\$2,860	\$3,580	\$4,290	\$5,010	\$5,360	\$5,640	\$5,920	\$5,920	\$6,620	\$8,050	\$11,710	\$12,530	\$13,440	\$2,187,610
	PIPE	\$1,610	\$1,820	\$2,410	\$2,620	\$2,840	\$2,960	\$3,050	\$3,130	\$3,130	\$3,360	\$3,580	\$4,160	\$4,400	\$4,640	\$1,135,210
	TOTAL	\$4,120	\$4,680	\$5,990	\$6,910	\$7,850	\$8,320	\$8,690	\$9,050	\$9,050	\$9,980	\$11,630	\$15,870	\$16,930	\$18,080	\$3,322,820
BG	BASIN	\$2,090	\$2,380	\$2,990	\$3,570	\$4,170	\$4,470	\$4,700	\$4,930	\$4,930	\$5,510	\$6,700	\$9,750	\$10,440	\$11,190	\$4,867,460
	PIPE	\$4,470	\$5,050	\$6,710	\$7,290	\$7,920	\$8,230	\$8,500	\$8,720	\$8,720	\$9,350	\$9,970	\$11,580	\$12,250	\$12,920	\$6,974,230
	TOTAL	\$6,560	\$7,430	\$9,700	\$10,860	\$12,090	\$12,700	\$13,200	\$13,650	\$13,650	\$14,860	\$16,670	\$21,330	\$22,690	\$24,110	\$11,841,690
BH	BASIN	\$1,150	\$1,310	\$1,640	\$1,960	\$2,290	\$2,450	\$2,580	\$2,710	\$2,710	\$3,030	\$3,680	\$5,350	\$5,730	\$6,150	\$2,287,720
	PIPE	\$5,280	\$5,970	\$7,920	\$8,610	\$9,350	\$9,720	\$10,040	\$10,300	\$10,300	\$11,040	\$11,780	\$13,680	\$14,470	\$15,270	\$9,276,640
	TOTAL	\$6,430	\$7,280	\$9,560	\$10,570	\$11,640	\$12,170	\$12,620	\$13,010	\$13,010	\$14,070	\$15,460	\$19,030	\$20,200	\$21,420	\$11,564,360
BJ	BASIN	\$1,270	\$1,450	\$1,810	\$2,170	\$2,540	\$2,720	\$2,860	\$3,000	\$3,000	\$3,350	\$4,070	\$5,930	\$6,350	\$6,800	\$1,578,630
	PIPE	\$4,390	\$4,960	\$6,590	\$7,160	\$7,770	\$8,080	\$8,340	\$8,560	\$8,560	\$9,180	\$9,790	\$11,370	\$12,030	\$12,690	\$3,021,160
	TOTAL	\$5,660	\$6,410	\$8,400	\$9,330	\$10,310	\$10,800	\$11,200	\$11,560	\$11,560	\$12,530	\$13,860	\$17,300	\$18,380	\$19,490	\$4,599,790
BK	BASIN	\$2,560	\$2,920	\$3,670	\$4,390	\$5,130	\$5,490	\$5,770	\$6,050	\$6,050	\$6,770	\$8,230	\$11,980	\$12,820	\$13,750	\$2,601,430
	PIPE	\$3,190	\$3,600	\$4,780	\$5,190	\$5,640	\$5,860	\$6,050	\$6,210	\$6,210	\$6,660	\$7,100	\$8,250	\$8,730	\$9,210	\$2,059,360
	TOTAL	\$5,750	\$6,520	\$8,450	\$9,580	\$10,770	\$11,350	\$11,820	\$12,260	\$12,260	\$13,430	\$15,330	\$20,230	\$21,550	\$22,960	\$4,660,790
BL	BASIN	\$1,800	\$2,060	\$2,580	\$3,080	\$3,610	\$3,860	\$4,060	\$4,260	\$4,260	\$4,760	\$5,790	\$8,420	\$9,020	\$9,670	\$5,290,310
	PIPE	\$6,670	\$7,540	\$10,000	\$10,870	\$11,810	\$12,270	\$12,670	\$13,010	\$13,010	\$13,940	\$14,870	\$17,270	\$18,270	\$19,280	\$12,278,990
	TOTAL	\$8,470	\$9,600	\$12,580	\$13,950	\$15,420	\$16,130	\$16,730	\$17,270	\$17,270	\$18,700	\$20,660	\$25,690	\$27,290	\$28,950	\$17,569,300
BM	BASIN	\$1,120	\$1,280	\$1,600	\$1,910	\$2,240	\$2,400	\$2,520	\$2,640	\$2,640	\$2,960	\$3,590	\$5,230	\$5,600	\$6,000	\$4,581,960
	PIPE	\$4,380	\$4,950	\$6,580	\$7,150	\$7,760	\$8,070	\$8,330	\$8,550	\$8,550	\$9,160	\$9,780	\$11,350	\$12,010	\$12,670	\$13,241,540
	TOTAL	\$5,500	\$6,230	\$8,180	\$9,060	\$10,000	\$10,470	\$10,850	\$11,190	\$11,190	\$12,120	\$13,370	\$16,580	\$17,610	\$18,670	\$17,823,500
BO	BASIN	\$1,620	\$1,840	\$2,310	\$2,770	\$3,230	\$3,460	\$3,640	\$3,820	\$3,820	\$4,270	\$5,190	\$7,550	\$8,090	\$8,670	\$1,849,550
	PIPE	\$1,970	\$2,230	\$2,960	\$3,220	\$3,500	\$3,630	\$3,750	\$3,850	\$3,850	\$4,130	\$4,400	\$5,110	\$5,410	\$5,710	\$1,721,030
	TOTAL	\$3,590	\$4,070	\$5,270	\$5,990	\$6,730	\$7,090	\$7,390	\$7,670	\$7,670	\$8,400	\$9,590	\$12,660	\$13,500	\$14,380	\$3,570,580
BP	BASIN	\$4,330	\$4,940	\$6,200	\$7,410	\$8,670	\$9,270	\$9,750	\$10,220	\$10,220	\$11,440	\$13,910	\$20,230	\$21,660	\$23,220	\$2,862,830
	PIPE	\$6,080	\$6,880	\$9,130	\$9,920	\$10,770	\$11,190	\$11,560	\$11,860	\$11,860	\$12,720	\$13,570	\$15,760	\$16,670	\$17,580	\$2,229,620
	TOTAL	\$10,410	\$11,820	\$15,330	\$17,330	\$19,440	\$20,460	\$21,310	\$22,080	\$22,080	\$24,160	\$27,480	\$35,990	\$38,330	\$40,800	\$5,092,450
BQ	BASIN	\$1,800	\$2,050	\$2,580	\$3,080	\$3,600	\$3,850	\$4,050	\$4,250	\$4,250	\$4,760	\$5,780	\$8,410	\$9,010	\$9,660	\$3,292,780
	PIPE	\$4,280	\$4,840	\$6,430	\$6,980	\$7,580	\$7,880	\$8,140	\$8,350	\$8,350	\$8,950	\$9,550	\$11,100	\$11,740	\$12,380	\$5,012,050
	TOTAL	\$6,080	\$6,890	\$9,010	\$10,060	\$11,180	\$11,730	\$12,190	\$12,600	\$12,600	\$13,710	\$15,330	\$19,510	\$20,750	\$22,040	\$8,304,830
BR	BASIN	\$2,920	\$3,330	\$4,180	\$5,000	\$5,850	\$6,260	\$6,580	\$6,900	\$6,900	\$7,720	\$9,390	\$13,660	\$14,620	\$15,680	\$3,729,320
	PIPE	\$5,590	\$6,320	\$8,390	\$9,110	\$9,900	\$10,290	\$10,620	\$10,900	\$10,900	\$11,690	\$12,470	\$14,480	\$15,320	\$16,160	\$3,953,910
	TOTAL	\$8,510	\$9,650	\$12,570	\$14,110	\$15,750	\$16,550	\$17,200	\$17,800	\$17,800	\$19,410	\$21,860	\$28,140	\$29,940	\$31,840	\$7,683,230

DRAINAGE FEE SCHEDULE FOR ZONE 1: PLANNED LOCAL DRAINAGE AREAS

Area		AE-5, A-L, O	A1, A2, RR	R-1-E, R-1-EH, R-A	R-1-A, R-1-AH	R-1-B, R-1-C, RE	R-1 40%	R-1 45%	R-1 50%	R-2, M-H	R-3	R-4, T-P	M-1, M-2, M-3, C-R, M-1-P, S-L	C-P, C-M, R-P	C-1, C-2, C-3, C-4, C-5, C-6, C-L, P	Total Cost
BS	BASIN	\$2,130	\$2,430	\$3,040	\$3,640	\$4,260	\$4,560	\$4,790	\$5,020	\$5,020	\$5,620	\$6,830	\$9,940	\$10,650	\$11,410	\$6,234,910
	PIPE	\$5,590	\$6,320	\$8,390	\$9,110	\$9,900	\$10,290	\$10,620	\$10,900	\$10,900	\$11,680	\$12,470	\$14,480	\$15,320	\$16,160	\$12,592,560
	TOTAL	\$7,720	\$8,750	\$11,430	\$12,750	\$14,160	\$14,850	\$15,410	\$15,920	\$15,920	\$17,300	\$19,300	\$24,420	\$25,970	\$27,570	\$18,827,470
BT	BASIN	\$2,520	\$2,880	\$3,610	\$4,310	\$5,050	\$5,400	\$5,680	\$5,950	\$5,950	\$6,660	\$8,100	\$11,780	\$12,620	\$13,520	\$5,241,440
	PIPE	\$5,640	\$6,370	\$8,450	\$9,190	\$9,980	\$10,370	\$10,710	\$10,990	\$10,990	\$11,780	\$12,570	\$14,600	\$15,440	\$16,290	\$10,332,910
	TOTAL	\$8,160	\$9,250	\$12,060	\$13,500	\$15,030	\$15,770	\$16,390	\$16,940	\$16,940	\$18,440	\$20,670	\$26,380	\$28,060	\$29,810	\$15,574,350
BU	BASIN	\$670	\$760	\$960	\$1,150	\$1,340	\$1,440	\$1,510	\$1,580	\$1,580	\$1,770	\$2,150	\$3,130	\$3,350	\$3,600	\$3,014,950
	PIPE	\$2,490	\$2,810	\$3,730	\$4,060	\$4,400	\$4,580	\$4,730	\$4,850	\$4,850	\$5,200	\$5,550	\$6,440	\$6,820	\$7,190	\$6,553,900
	TOTAL	\$3,160	\$3,570	\$4,690	\$5,210	\$5,740	\$6,020	\$6,240	\$6,430	\$6,430	\$6,970	\$7,700	\$9,570	\$10,170	\$10,790	\$9,568,850
BV	BASIN	\$1,210	\$1,380	\$1,740	\$2,080	\$2,430	\$2,600	\$2,730	\$2,860	\$2,860	\$3,200	\$3,900	\$5,670	\$6,070	\$6,500	\$1,746,410
	PIPE	\$2,290	\$2,590	\$3,430	\$3,730	\$4,050	\$4,210	\$4,350	\$4,460	\$4,460	\$4,780	\$5,100	\$5,930	\$6,270	\$6,620	\$2,704,750
	TOTAL	\$3,500	\$3,970	\$5,170	\$5,810	\$6,480	\$6,810	\$7,080	\$7,320	\$7,320	\$7,980	\$9,000	\$11,600	\$12,340	\$13,120	\$4,451,160
BW	BASIN	\$970	\$1,110	\$1,390	\$1,660	\$1,940	\$2,080	\$2,190	\$2,300	\$2,300	\$2,570	\$3,120	\$4,540	\$4,860	\$5,210	\$1,211,930
	PIPE	\$1,090	\$1,240	\$1,640	\$1,780	\$1,940	\$2,010	\$2,080	\$2,130	\$2,130	\$2,290	\$2,440	\$2,830	\$3,000	\$3,160	\$1,082,900
	TOTAL	\$2,060	\$2,350	\$3,030	\$3,440	\$3,880	\$4,090	\$4,270	\$4,430	\$4,430	\$4,860	\$5,560	\$7,370	\$7,860	\$8,370	\$2,294,830
BX	BASIN	\$1,640	\$1,870	\$2,340	\$2,800	\$3,280	\$3,500	\$3,680	\$3,860	\$3,860	\$4,320	\$5,260	\$7,650	\$8,190	\$8,780	\$6,651,750
	PIPE	\$3,210	\$3,630	\$4,810	\$5,230	\$5,680	\$5,900	\$6,100	\$6,260	\$6,260	\$6,710	\$7,160	\$8,310	\$8,790	\$9,270	\$10,655,080
	TOTAL	\$4,850	\$5,500	\$7,150	\$8,030	\$8,960	\$9,400	\$9,780	\$10,120	\$10,120	\$11,030	\$12,420	\$15,960	\$16,980	\$18,050	\$17,306,830
*Note: A surcharge fee is in effect per Board Resolution No. 2017-864 Amended 2018-908, 2020-958, 2021-979, 2022-1009.																
BY1	BASIN	\$1,700	\$1,940	\$2,430	\$2,910	\$3,400	\$3,640	\$3,830	\$4,010	\$4,010	\$4,490	\$5,460	\$7,940	\$8,500	\$9,110	\$4,679,230
	PIPE	\$1,180	\$1,340	\$1,780	\$1,930	\$2,100	\$2,180	\$2,250	\$2,310	\$2,310	\$2,470	\$2,640	\$3,070	\$3,240	\$3,420	\$3,205,710
	TOTAL	\$2,880	\$3,280	\$4,210	\$4,840	\$5,500	\$5,820	\$6,080	\$6,320	\$6,320	\$6,960	\$8,100	\$11,010	\$11,740	\$12,530	\$7,884,940
BY2	BASIN	\$1,940	\$2,220	\$2,780	\$3,330	\$3,890	\$4,160	\$4,380	\$4,590	\$4,590	\$5,130	\$6,240	\$9,080	\$9,720	\$10,420	\$4,600,910
	PIPE	\$9,230	\$10,430	\$13,850	\$15,040	\$16,340	\$16,980	\$17,540	\$18,000	\$18,000	\$19,290	\$20,580	\$23,910	\$25,290	\$26,670	\$18,256,030
	TOTAL	\$11,170	\$12,650	\$16,630	\$18,370	\$20,230	\$21,140	\$21,920	\$22,590	\$22,590	\$24,420	\$26,820	\$32,990	\$35,010	\$37,090	\$22,856,940
BZ	BASIN	\$3,040	\$3,470	\$4,350	\$5,200	\$6,090	\$6,510	\$6,850	\$7,180	\$7,180	\$8,030	\$9,770	\$14,210	\$15,210	\$16,310	\$3,865,120
	PIPE	\$2,140	\$2,410	\$3,200	\$3,480	\$3,780	\$3,930	\$4,060	\$4,160	\$4,160	\$4,460	\$4,760	\$5,530	\$5,850	\$6,170	\$2,304,640
	TOTAL	\$5,180	\$5,880	\$7,550	\$8,680	\$9,870	\$10,440	\$10,910	\$11,340	\$11,340	\$12,490	\$14,530	\$19,740	\$21,060	\$22,480	\$6,169,760
CD	BASIN	\$3,680	\$4,190	\$5,260	\$6,290	\$7,360	\$7,870	\$8,280	\$8,680	\$8,680	\$9,710	\$11,810	\$17,180	\$18,400	\$19,720	\$5,587,300
	PIPE	\$5,870	\$6,640	\$8,810	\$9,570	\$10,400	\$10,810	\$11,160	\$11,450	\$11,450	\$12,270	\$13,100	\$15,210	\$16,090	\$16,970	\$7,024,710
	TOTAL	\$9,550	\$10,830	\$14,070	\$15,860	\$17,760	\$18,680	\$19,440	\$20,130	\$20,130	\$21,980	\$24,910	\$32,390	\$34,490	\$36,690	\$12,612,010
CE	BASIN	\$1,340	\$1,520	\$1,910	\$2,280	\$2,670	\$2,860	\$3,010	\$3,150	\$3,150	\$3,530	\$4,290	\$6,240	\$6,680	\$7,160	\$3,951,400
	PIPE	\$9,220	\$10,420	\$13,830	\$15,030	\$16,320	\$16,970	\$17,520	\$17,980	\$17,980	\$19,280	\$20,570	\$23,890	\$25,270	\$26,650	\$15,127,760
	TOTAL	\$10,560	\$11,940	\$15,740	\$17,310	\$18,990	\$19,830	\$20,530	\$21,130	\$21,130	\$22,810	\$24,860	\$30,130	\$31,950	\$33,810	\$19,079,160
CF	BASIN	\$1,210	\$1,370	\$1,720	\$2,060	\$2,410	\$2,580	\$2,710	\$2,840	\$2,840	\$3,180	\$3,870	\$5,630	\$6,030	\$6,460	\$3,712,570
	PIPE	\$7,540	\$8,520	\$11,310	\$12,290	\$13,340	\$13,870	\$14,320	\$14,700	\$14,700	\$15,760	\$16,810	\$19,530	\$20,660	\$21,790	\$12,878,790
	TOTAL	\$8,750	\$9,890	\$13,030	\$14,350	\$15,750	\$16,450	\$17,030	\$17,540	\$17,540	\$18,940	\$20,680	\$25,160	\$26,690	\$28,250	\$16,591,360
CG	BASIN	\$3,910	\$4,460	\$5,590	\$6,680	\$7,820	\$8,360	\$8,790	\$9,220	\$9,220	\$10,320	\$12,550	\$18,250	\$19,540	\$20,950	\$7,342,520
	PIPE	\$7,770	\$8,780	\$11,660	\$12,670	\$13,760	\$14,300	\$14,770	\$15,160	\$15,160	\$16,250	\$17,340	\$20,130	\$21,300	\$22,470	\$12,221,050
	TOTAL	\$11,680	\$13,240	\$17,250	\$19,350	\$21,580	\$22,660	\$23,560	\$24,380	\$24,380	\$26,570	\$29,890	\$38,380	\$40,840	\$43,420	\$19,563,570

DRAINAGE FEE SCHEDULE FOR ZONE 1: PLANNED LOCAL DRAINAGE AREAS

Area		AE-5, A-L, O	A1, A2, RR	R-1-E, R-1-EH, R-A	R-1-A, R-1-AH	R-1-B, R-1-C, RE	R-1 40%	R-1 45%	R-1 50%	R-2, M-H	R-3	R-4, T-P	M-1, M-2, M-3, C-R, M-1-P, S-L	C-P, C-M, R-P	C-1, C-2, C-3, C-4, C-5, C-6, C-L, P	Total Cost
CH	BASIN	\$2,590	\$2,960	\$3,710	\$4,440	\$5,190	\$5,550	\$5,840	\$6,120	\$6,120	\$6,850	\$8,330	\$12,120	\$12,970	\$13,910	\$5,031,090
	PIPE	\$9,580	\$10,820	\$14,370	\$15,610	\$16,950	\$17,630	\$18,200	\$18,680	\$18,680	\$20,020	\$21,360	\$24,810	\$26,250	\$27,680	\$15,609,210
	TOTAL	\$12,170	\$13,780	\$18,080	\$20,050	\$22,140	\$23,180	\$24,040	\$24,800	\$24,800	\$26,870	\$29,690	\$36,930	\$39,220	\$41,590	\$20,640,300
CI	BASIN	\$2,520	\$2,870	\$3,600	\$4,310	\$5,040	\$5,390	\$5,670	\$5,940	\$5,940	\$6,650	\$8,080	\$11,760	\$12,590	\$13,500	\$2,464,990
	PIPE	\$3,880	\$4,390	\$5,820	\$6,330	\$6,870	\$7,140	\$7,380	\$7,570	\$7,570	\$8,110	\$8,660	\$10,060	\$10,640	\$11,220	\$3,172,550
	TOTAL	\$6,400	\$7,260	\$9,420	\$10,640	\$11,910	\$12,530	\$13,050	\$13,510	\$13,510	\$14,760	\$16,740	\$21,820	\$23,230	\$24,720	\$5,637,540
CJ	BASIN	\$3,400	\$3,880	\$4,860	\$5,820	\$6,800	\$7,280	\$7,650	\$8,030	\$8,030	\$8,980	\$10,920	\$15,880	\$17,000	\$18,230	\$6,476,990
	PIPE	\$7,860	\$8,880	\$11,790	\$12,810	\$13,910	\$14,460	\$14,930	\$15,330	\$15,330	\$16,430	\$17,530	\$20,360	\$21,540	\$22,720	\$12,700,370
	TOTAL	\$11,260	\$12,760	\$16,650	\$18,630	\$20,710	\$21,740	\$22,580	\$23,360	\$23,360	\$25,410	\$28,450	\$36,240	\$38,540	\$40,950	\$19,177,360
CK	BASIN	\$2,810	\$3,200	\$4,010	\$4,800	\$5,610	\$6,000	\$6,310	\$6,620	\$6,620	\$7,410	\$9,010	\$13,100	\$14,030	\$15,040	\$4,377,110
	PIPE	\$7,250	\$8,200	\$10,880	\$11,820	\$12,840	\$13,350	\$13,780	\$14,140	\$14,140	\$15,160	\$16,170	\$18,790	\$19,870	\$20,960	\$9,566,040
	TOTAL	\$10,060	\$11,400	\$14,890	\$16,620	\$18,450	\$19,350	\$20,090	\$20,760	\$20,760	\$22,570	\$25,180	\$31,890	\$33,900	\$36,000	\$13,943,150
CL	BASIN	\$880	\$1,010	\$1,260	\$1,510	\$1,770	\$1,890	\$1,990	\$2,090	\$2,090	\$2,330	\$2,840	\$4,130	\$4,420	\$4,740	\$2,320,120
	PIPE	\$1,190	\$1,350	\$1,790	\$1,940	\$2,110	\$2,200	\$2,270	\$2,330	\$2,330	\$2,490	\$2,660	\$3,090	\$3,270	\$3,450	\$2,269,940
	TOTAL	\$2,070	\$2,360	\$3,050	\$3,450	\$3,880	\$4,090	\$4,260	\$4,420	\$4,420	\$4,820	\$5,500	\$7,220	\$7,690	\$8,190	\$4,590,060
CM	BASIN	\$440	\$500	\$630	\$750	\$880	\$940	\$990	\$1,040	\$1,040	\$1,160	\$1,410	\$2,050	\$2,200	\$2,360	\$1,152,080
	PIPE	\$750	\$840	\$1,120	\$1,210	\$1,320	\$1,370	\$1,420	\$1,450	\$1,450	\$1,560	\$1,660	\$1,930	\$2,040	\$2,150	\$1,277,680
	TOTAL	\$1,190	\$1,340	\$1,750	\$1,960	\$2,200	\$2,310	\$2,410	\$2,490	\$2,490	\$2,720	\$3,070	\$3,980	\$4,240	\$4,510	\$2,429,760
*Note: A surcharge fee is in effect per Board Resolution No.1228.																
CN	BASIN	\$210	\$240	\$300	\$360	\$420	\$450	\$470	\$490	\$490	\$550	\$670	\$980	\$1,050	\$1,120	\$691,340
	PIPE	\$900	\$1,020	\$1,360	\$1,470	\$1,600	\$1,660	\$1,720	\$1,760	\$1,760	\$1,890	\$2,010	\$2,340	\$2,480	\$2,610	\$1,860,470
	TOTAL	\$1,110	\$1,260	\$1,660	\$1,830	\$2,020	\$2,110	\$2,190	\$2,250	\$2,250	\$2,440	\$2,680	\$3,320	\$3,530	\$3,730	\$2,551,810
*Note: A surcharge fee is in effect per Board Resolution Nos. 1159, 1342, 1414, & 1422.																
CO1	BASIN	\$880	\$1,000	\$1,250	\$1,500	\$1,760	\$1,880	\$1,970	\$2,070	\$2,070	\$2,320	\$2,820	\$4,100	\$4,390	\$4,700	\$868,070
	PIPE	\$1,580	\$1,780	\$2,360	\$2,570	\$2,790	\$2,900	\$3,000	\$3,070	\$3,070	\$3,290	\$3,520	\$4,080	\$4,320	\$4,560	\$1,226,900
	TOTAL	\$2,460	\$2,780	\$3,610	\$4,070	\$4,550	\$4,780	\$4,970	\$5,140	\$5,140	\$5,610	\$6,340	\$8,180	\$8,710	\$9,260	\$2,094,970
CP	BASIN	\$4,860	\$5,540	\$6,950	\$8,310	\$9,720	\$10,400	\$10,940	\$11,470	\$11,470	\$12,830	\$15,610	\$22,700	\$24,310	\$26,060	\$3,773,610
	PIPE	\$9,040	\$10,220	\$13,560	\$14,740	\$16,000	\$16,640	\$17,180	\$17,630	\$17,630	\$18,900	\$20,160	\$23,420	\$24,770	\$26,130	\$5,576,710
	TOTAL	\$13,900	\$15,760	\$20,510	\$23,050	\$25,720	\$27,040	\$28,120	\$29,100	\$29,100	\$31,730	\$35,770	\$46,120	\$49,080	\$52,190	\$9,350,320
CQ	BASIN	\$3,680	\$4,200	\$5,270	\$6,300	\$7,360	\$7,880	\$8,280	\$8,690	\$8,690	\$9,720	\$11,820	\$17,200	\$18,410	\$19,740	\$3,911,440
	PIPE	\$6,260	\$7,070	\$9,390	\$10,200	\$11,080	\$11,520	\$11,890	\$12,210	\$12,210	\$13,080	\$13,960	\$16,210	\$17,150	\$18,090	\$4,987,060
	TOTAL	\$9,940	\$11,270	\$14,660	\$16,500	\$18,440	\$19,400	\$20,170	\$20,900	\$20,900	\$22,800	\$25,780	\$33,410	\$35,560	\$37,830	\$8,898,500
CS	BASIN	\$860	\$990	\$1,240	\$1,480	\$1,730	\$1,850	\$1,940	\$2,040	\$2,040	\$2,280	\$2,770	\$4,040	\$4,320	\$4,630	\$3,395,860
	PIPE	\$6,210	\$7,010	\$9,310	\$10,120	\$10,990	\$11,420	\$11,790	\$12,100	\$12,100	\$12,970	\$13,840	\$16,080	\$17,010	\$17,940	\$13,525,780
	TOTAL	\$7,070	\$8,000	\$10,550	\$11,600	\$12,720	\$13,270	\$13,730	\$14,140	\$14,140	\$15,250	\$16,610	\$20,120	\$21,330	\$22,570	\$16,921,640
CU	BASIN	\$2,200	\$2,500	\$3,140	\$3,760	\$4,390	\$4,700	\$4,940	\$5,180	\$5,180	\$5,800	\$7,050	\$10,260	\$10,980	\$11,770	\$3,246,070
	PIPE	\$5,460	\$6,170	\$8,190	\$8,900	\$9,660	\$10,040	\$10,370	\$10,640	\$10,640	\$11,410	\$12,170	\$14,130	\$14,950	\$15,770	\$4,472,950
	TOTAL	\$7,660	\$8,670	\$11,330	\$12,660	\$14,050	\$14,740	\$15,310	\$15,820	\$15,820	\$17,210	\$19,220	\$24,390	\$25,930	\$27,540	\$7,719,020
CV	BASIN	\$1,740	\$1,990	\$2,490	\$2,980	\$3,490	\$3,730	\$3,920	\$4,110	\$4,110	\$4,600	\$5,600	\$8,140	\$8,720	\$9,350	\$2,697,320
	PIPE	\$1,500	\$1,690	\$2,250	\$2,440	\$2,650	\$2,760	\$2,850	\$2,920	\$2,920	\$3,130	\$3,340	\$3,880	\$4,110	\$4,330	\$1,285,500
	TOTAL	\$3,240	\$3,680	\$4,740	\$5,420	\$6,140	\$6,490	\$6,770	\$7,030	\$7,030	\$7,730	\$8,940	\$12,020	\$12,830	\$13,680	\$3,982,820

DRAINAGE FEE SCHEDULE FOR ZONE 1: PLANNED LOCAL DRAINAGE AREAS

Area		AE-5, A-L, O	A1, A2, RR	R-1-E, R-1-EH, R-A	R-1-A, R-1-AH	R-1-B, R-1-C, RE	R-1 40%	R-1 45%	R-1 50%	R-2, M-H	R-3	R-4, T-P	M-1, M-2, M-3, C-R, M-1-P, S-L	C-P, C-M, R-P	C-1, C-2, C-3, C-4, C-5, C-6, C-L, P	Total Cost
CW	BASIN	\$800	\$910	\$1,150	\$1,370	\$1,600	\$1,710	\$1,800	\$1,890	\$1,890	\$2,110	\$2,570	\$3,740	\$4,000	\$4,290	\$1,980,650
	PIPE	\$600	\$680	\$900	\$970	\$1,060	\$1,100	\$1,140	\$1,170	\$1,170	\$1,250	\$1,330	\$1,550	\$1,640	\$1,730	\$1,009,200
	TOTAL	\$1,400	\$1,590	\$2,050	\$2,340	\$2,660	\$2,810	\$2,940	\$3,060	\$3,060	\$3,360	\$3,900	\$5,290	\$5,640	\$6,020	\$2,989,850
CX	BASIN	\$850	\$970	\$1,210	\$1,450	\$1,700	\$1,820	\$1,910	\$2,000	\$2,000	\$2,240	\$2,730	\$3,970	\$4,250	\$4,550	\$1,543,230
	PIPE	\$1,160	\$1,310	\$1,740	\$1,890	\$2,050	\$2,130	\$2,200	\$2,260	\$2,260	\$2,420	\$2,590	\$3,000	\$3,180	\$3,350	\$1,701,690
	TOTAL	\$2,010	\$2,280	\$2,950	\$3,340	\$3,750	\$3,950	\$4,110	\$4,260	\$4,260	\$4,660	\$5,320	\$6,970	\$7,430	\$7,900	\$3,244,920
CY	BASIN	\$900	\$1,020	\$1,280	\$1,530	\$1,790	\$1,920	\$2,020	\$2,110	\$2,110	\$2,360	\$2,880	\$4,180	\$4,480	\$4,800	\$1,389,390
	PIPE	\$990	\$1,120	\$1,490	\$1,620	\$1,760	\$1,830	\$1,890	\$1,940	\$1,940	\$2,080	\$2,220	\$2,580	\$2,730	\$2,870	\$1,210,890
	TOTAL	\$1,890	\$2,140	\$2,770	\$3,150	\$3,550	\$3,750	\$3,910	\$4,050	\$4,050	\$4,440	\$5,100	\$6,760	\$7,210	\$7,670	\$2,600,280
CZ	BASIN	\$560	\$640	\$800	\$960	\$1,120	\$1,200	\$1,260	\$1,320	\$1,320	\$1,480	\$1,790	\$2,610	\$2,790	\$3,000	\$1,551,490
	PIPE	\$1,250	\$1,420	\$1,880	\$2,040	\$2,220	\$2,310	\$2,380	\$2,450	\$2,450	\$2,620	\$2,800	\$3,250	\$3,440	\$3,620	\$2,788,260
	TOTAL	\$1,810	\$2,060	\$2,680	\$3,000	\$3,340	\$3,510	\$3,640	\$3,770	\$3,770	\$4,100	\$4,590	\$5,860	\$6,230	\$6,620	\$4,339,750
DE	BASIN	\$1,760	\$2,010	\$2,520	\$3,010	\$3,520	\$3,770	\$3,960	\$4,150	\$4,150	\$4,650	\$5,650	\$8,220	\$8,800	\$9,430	\$3,454,940
	PIPE	\$2,100	\$2,370	\$3,150	\$3,420	\$3,720	\$3,870	\$3,990	\$4,100	\$4,100	\$4,390	\$4,690	\$5,440	\$5,760	\$6,070	\$3,294,770
	TOTAL	\$3,860	\$4,380	\$5,670	\$6,430	\$7,240	\$7,640	\$7,950	\$8,250	\$8,250	\$9,040	\$10,340	\$13,660	\$14,560	\$15,500	\$6,749,710
*Note: A surcharge fee is in effect per Board Resolution No. 2006-486.																
DF	BASIN	\$570	\$650	\$820	\$970	\$1,140	\$1,220	\$1,280	\$1,350	\$1,350	\$1,510	\$1,830	\$2,660	\$2,850	\$3,060	\$165,172
	PIPE	\$1,070	\$1,210	\$1,610	\$1,750	\$1,900	\$1,970	\$2,040	\$2,090	\$2,090	\$2,240	\$2,390	\$2,780	\$2,940	\$3,100	\$283,883
	TOTAL	\$1,640	\$1,860	\$2,430	\$2,720	\$3,040	\$3,190	\$3,320	\$3,440	\$3,440	\$3,750	\$4,220	\$5,440	\$5,790	\$6,160	\$449,055
DG	BASIN	\$720	\$830	\$1,040	\$1,240	\$1,450	\$1,550	\$1,630	\$1,710	\$1,710	\$1,910	\$2,320	\$3,380	\$3,620	\$3,880	\$447,419
	PIPE	\$1,260	\$1,430	\$1,900	\$2,060	\$2,240	\$2,320	\$2,400	\$2,460	\$2,460	\$2,640	\$2,820	\$3,270	\$3,460	\$3,650	\$720,114
	TOTAL	\$1,980	\$2,260	\$2,940	\$3,300	\$3,690	\$3,870	\$4,030	\$4,170	\$4,170	\$4,550	\$5,140	\$6,650	\$7,080	\$7,530	\$1,167,533
DH	BASIN	\$860	\$980	\$1,230	\$1,470	\$1,720	\$1,840	\$1,930	\$2,030	\$2,030	\$2,270	\$2,760	\$4,010	\$4,290	\$4,600	\$1,590,510
	PIPE	\$960	\$1,080	\$1,440	\$1,560	\$1,690	\$1,760	\$1,820	\$1,870	\$1,870	\$2,000	\$2,130	\$2,480	\$2,620	\$2,770	\$1,109,580
	TOTAL	\$1,820	\$2,060	\$2,670	\$3,030	\$3,410	\$3,600	\$3,750	\$3,900	\$3,900	\$4,270	\$4,890	\$6,490	\$6,910	\$7,370	\$2,700,090
DI	BASIN	\$460	\$520	\$650	\$780	\$920	\$980	\$1,030	\$1,080	\$1,080	\$1,210	\$1,470	\$2,140	\$2,290	\$2,450	\$219,705
	PIPE	\$750	\$850	\$1,120	\$1,220	\$1,330	\$1,380	\$1,420	\$1,460	\$1,460	\$1,570	\$1,670	\$1,940	\$2,050	\$2,170	\$326,191
	TOTAL	\$1,210	\$1,370	\$1,770	\$2,000	\$2,250	\$2,360	\$2,450	\$2,540	\$2,540	\$2,780	\$3,140	\$4,080	\$4,340	\$4,620	\$545,896
DK	BASIN	\$210	\$230	\$290	\$350	\$410	\$440	\$460	\$490	\$490	\$540	\$660	\$960	\$1,030	\$1,100	\$955,890
	PIPE	\$2,060	\$2,330	\$3,090	\$3,360	\$3,650	\$3,790	\$3,920	\$4,020	\$4,020	\$4,310	\$4,600	\$5,340	\$5,650	\$5,960	\$8,020,220
	TOTAL	\$2,270	\$2,560	\$3,380	\$3,710	\$4,060	\$4,230	\$4,380	\$4,510	\$4,510	\$4,850	\$5,260	\$6,300	\$6,680	\$7,060	\$8,976,110
DL	BASIN	\$3,340	\$3,810	\$4,780	\$5,710	\$6,680	\$7,150	\$7,510	\$7,880	\$7,880	\$8,820	\$10,720	\$15,600	\$16,700	\$17,900	\$3,888,100
	PIPE	\$6,210	\$7,020	\$9,320	\$10,120	\$10,990	\$11,430	\$11,800	\$12,110	\$12,110	\$12,980	\$13,850	\$16,090	\$17,020	\$17,950	\$5,079,920
	TOTAL	\$9,550	\$10,830	\$14,100	\$15,830	\$17,670	\$18,580	\$19,310	\$19,990	\$19,990	\$21,800	\$24,570	\$31,690	\$33,720	\$35,850	\$8,968,020
DM	BASIN	\$2,400	\$2,740	\$3,430	\$4,110	\$4,800	\$5,140	\$5,400	\$5,670	\$5,670	\$6,340	\$7,710	\$11,210	\$12,010	\$12,870	\$5,877,980
	PIPE	\$8,680	\$9,800	\$13,010	\$14,140	\$15,360	\$15,960	\$16,480	\$16,920	\$16,920	\$18,130	\$19,350	\$22,470	\$23,770	\$25,070	\$17,511,310
	TOTAL	\$11,080	\$12,540	\$16,440	\$18,250	\$20,160	\$21,100	\$21,880	\$22,590	\$22,590	\$24,470	\$27,060	\$33,680	\$35,780	\$37,940	\$23,389,290
DN	BASIN	\$3,640	\$4,150	\$5,200	\$6,220	\$7,280	\$7,790	\$8,190	\$8,590	\$8,590	\$9,610	\$11,680	\$16,990	\$18,200	\$19,510	\$7,962,130
	PIPE	\$4,390	\$4,970	\$6,590	\$7,160	\$7,780	\$8,090	\$8,350	\$8,570	\$8,570	\$9,180	\$9,800	\$11,380	\$12,040	\$12,700	\$8,173,880
	TOTAL	\$8,030	\$9,120	\$11,790	\$13,380	\$15,060	\$15,880	\$16,540	\$17,160	\$17,160	\$18,790	\$21,480	\$28,370	\$30,240	\$32,210	\$16,136,010
*Note: A surcharge fee is in effect per Board Resolution No. 2016-840 Amended 2017-000, 2017-884, 2018-908, 2019-936, 2020-958, 2021-979, 2022-1009.																

DRAINAGE FEE SCHEDULE FOR ZONE 1: PLANNED LOCAL DRAINAGE AREAS

Area		AE-5, A-L, O	A1, A2, RR	R-1-E, R-1-EH, R-A	R-1-A, R-1-AH	R-1-B, R-1-C, RE	R-1 40%	R-1 45%	R-1 50%	R-2, M-H	R-3	R-4, T-P	M-1, M-2, M-3, C-R, M-1-P, S-L	C-P, C-M, R-P	C-1, C-2, C-3, C-4, C-5, C-6, C-L, P	Total Cost
DO	BASIN	\$2,110	\$2,410	\$3,020	\$3,610	\$4,220	\$4,520	\$4,750	\$4,980	\$4,980	\$5,570	\$6,770	\$9,850	\$10,550	\$11,310	\$6,474,660
	PIPE	\$3,050	\$3,450	\$4,580	\$4,980	\$5,410	\$5,620	\$5,800	\$5,960	\$5,960	\$6,380	\$6,810	\$7,910	\$8,370	\$8,830	\$7,251,850
	TOTAL	\$5,160	\$5,860	\$7,600	\$8,590	\$9,630	\$10,140	\$10,550	\$10,940	\$10,940	\$11,950	\$13,580	\$17,760	\$18,920	\$20,140	\$13,726,510
	*Note: A surcharge fee is in effect per Board Resolution No. 2007-522 Amended 2014-806, 2018-887, 2018-908 and Board Resolution No. 2020-959 Amended 2021-979 , 2022-1009.															
DP	BASIN	\$2,150	\$2,450	\$3,080	\$3,680	\$4,300	\$4,600	\$4,840	\$5,080	\$5,080	\$5,680	\$6,900	\$10,040	\$10,750	\$11,530	\$8,091,790
	PIPE	\$6,630	\$7,490	\$9,940	\$10,800	\$11,730	\$12,200	\$12,590	\$12,930	\$12,930	\$13,850	\$14,780	\$17,170	\$18,160	\$19,160	\$18,509,360
	TOTAL	\$8,780	\$9,940	\$13,020	\$14,480	\$16,030	\$16,800	\$17,430	\$18,010	\$18,010	\$19,530	\$21,680	\$27,210	\$28,910	\$30,690	\$26,601,150
DQ	BASIN	\$7,350	\$8,380	\$10,510	\$12,570	\$14,700	\$15,730	\$16,530	\$17,340	\$17,340	\$19,400	\$23,590	\$34,320	\$36,740	\$39,390	\$6,040,260
	PIPE	\$6,790	\$7,670	\$10,190	\$11,070	\$12,020	\$12,500	\$12,900	\$13,240	\$13,240	\$14,190	\$15,150	\$17,590	\$18,610	\$19,630	\$4,805,190
	TOTAL	\$14,140	\$16,050	\$20,700	\$23,640	\$26,720	\$28,230	\$29,430	\$30,580	\$30,580	\$33,590	\$38,740	\$51,910	\$55,350	\$59,020	\$10,845,450
DS	BASIN	\$3,310	\$3,770	\$4,730	\$5,660	\$6,620	\$7,080	\$7,440	\$7,810	\$7,810	\$8,730	\$10,620	\$15,450	\$16,540	\$17,730	\$14,649,250
	PIPE	\$8,740	\$9,880	\$13,110	\$14,250	\$15,470	\$16,090	\$16,610	\$17,050	\$17,050	\$18,270	\$19,500	\$22,640	\$23,950	\$25,270	\$30,814,280
	TOTAL	\$12,050	\$13,650	\$17,840	\$19,910	\$22,090	\$23,170	\$24,050	\$24,860	\$24,860	\$27,000	\$30,120	\$38,090	\$40,490	\$43,000	\$45,463,530
DV	BASIN	\$1,370	\$1,560	\$1,960	\$2,340	\$2,740	\$2,930	\$3,080	\$3,230	\$3,230	\$3,610	\$4,390	\$6,390	\$6,840	\$7,330	\$2,920,790
	PIPE	\$7,410	\$8,370	\$11,110	\$12,070	\$13,110	\$13,630	\$14,070	\$14,440	\$14,440	\$15,480	\$16,510	\$19,180	\$20,290	\$21,400	\$9,278,960
	TOTAL	\$8,780	\$9,930	\$13,070	\$14,410	\$15,850	\$16,560	\$17,150	\$17,670	\$17,670	\$19,090	\$20,900	\$25,570	\$27,130	\$28,730	\$12,199,750
EF	BASIN	\$1,680	\$1,920	\$2,400	\$2,880	\$3,360	\$3,600	\$3,780	\$3,970	\$3,970	\$4,440	\$5,400	\$7,850	\$8,410	\$9,010	\$3,389,730
	PIPE	\$1,070	\$1,210	\$1,610	\$1,750	\$1,900	\$1,970	\$2,040	\$2,090	\$2,090	\$2,240	\$2,390	\$2,780	\$2,940	\$3,100	\$1,701,920
	TOTAL	\$2,750	\$3,130	\$4,010	\$4,630	\$5,260	\$5,570	\$5,820	\$6,060	\$6,060	\$6,680	\$7,790	\$10,630	\$11,350	\$12,110	\$5,091,650
EG	BASIN	\$900	\$1,020	\$1,280	\$1,530	\$1,790	\$1,920	\$2,010	\$2,110	\$2,110	\$2,360	\$2,870	\$4,180	\$4,480	\$4,800	\$2,119,330
	PIPE	\$1,800	\$2,040	\$2,700	\$2,940	\$3,190	\$3,320	\$3,420	\$3,510	\$3,510	\$3,770	\$4,020	\$4,670	\$4,940	\$5,210	\$3,187,930
	TOTAL	\$2,700	\$3,060	\$3,980	\$4,470	\$4,980	\$5,240	\$5,430	\$5,620	\$5,620	\$6,130	\$6,890	\$8,850	\$9,420	\$10,010	\$5,307,260
EH	BASIN	\$1,600	\$1,820	\$2,290	\$2,730	\$3,200	\$3,420	\$3,600	\$3,770	\$3,770	\$4,220	\$5,130	\$7,460	\$7,990	\$8,570	\$5,041,610
	PIPE	\$2,630	\$2,980	\$3,950	\$4,290	\$4,660	\$4,850	\$5,000	\$5,140	\$5,140	\$5,510	\$5,870	\$6,820	\$7,220	\$7,610	\$5,214,720
	TOTAL	\$4,230	\$4,800	\$6,240	\$7,020	\$7,860	\$8,270	\$8,600	\$8,910	\$8,910	\$9,730	\$11,000	\$14,280	\$15,210	\$16,180	\$10,256,330
EI	BASIN	\$4,230	\$4,820	\$6,040	\$7,220	\$8,450	\$9,040	\$9,510	\$9,970	\$9,970	\$11,150	\$13,560	\$19,730	\$21,130	\$22,650	\$3,512,630
	PIPE	\$4,760	\$5,370	\$7,130	\$7,750	\$8,420	\$8,750	\$9,030	\$9,270	\$9,270	\$9,940	\$10,600	\$12,320	\$13,030	\$13,740	\$2,350,020
	TOTAL	\$8,990	\$10,190	\$13,170	\$14,970	\$16,870	\$17,790	\$18,540	\$19,240	\$19,240	\$21,090	\$24,160	\$32,050	\$34,160	\$36,390	\$5,862,650
EJ	BASIN	\$5,350	\$6,090	\$7,650	\$9,140	\$10,690	\$11,440	\$12,030	\$12,620	\$12,620	\$14,110	\$17,160	\$24,970	\$26,730	\$28,660	\$5,445,490
	PIPE	\$6,400	\$7,240	\$9,610	\$10,440	\$11,330	\$11,780	\$12,170	\$12,490	\$12,490	\$13,380	\$14,280	\$16,590	\$17,550	\$18,510	\$5,632,850
	TOTAL	\$11,750	\$13,330	\$17,260	\$19,580	\$22,020	\$23,220	\$24,200	\$25,110	\$25,110	\$27,490	\$31,440	\$41,560	\$44,280	\$47,170	\$11,078,340
EK	BASIN	\$410	\$460	\$580	\$690	\$810	\$870	\$910	\$960	\$960	\$1,070	\$1,300	\$1,890	\$2,030	\$2,170	\$678,550
	PIPE	\$1,990	\$2,250	\$2,990	\$3,250	\$3,530	\$3,670	\$3,790	\$3,880	\$3,880	\$4,160	\$4,440	\$5,160	\$5,460	\$5,760	\$2,716,790
	TOTAL	\$2,400	\$2,710	\$3,570	\$3,940	\$4,340	\$4,540	\$4,700	\$4,840	\$4,840	\$5,230	\$5,740	\$7,050	\$7,490	\$7,930	\$3,395,340
EL	BASIN	\$2,590	\$2,950	\$3,700	\$4,420	\$5,170	\$5,540	\$5,820	\$6,110	\$6,110	\$6,830	\$8,310	\$12,080	\$12,940	\$13,870	\$1,293,940
	PIPE	\$1,600	\$1,800	\$2,390	\$2,600	\$2,820	\$2,940	\$3,030	\$3,110	\$3,110	\$3,340	\$3,560	\$4,130	\$4,370	\$4,610	\$441,940
	TOTAL	\$4,190	\$4,750	\$6,090	\$7,020	\$7,990	\$8,480	\$8,850	\$9,220	\$9,220	\$10,170	\$11,870	\$16,210	\$17,310	\$18,480	\$1,735,880
EM	BASIN	\$2,450	\$2,790	\$3,510	\$4,190	\$4,900	\$5,250	\$5,520	\$5,790	\$5,790	\$6,470	\$7,870	\$11,450	\$12,260	\$13,140	\$3,183,630
	PIPE	\$3,060	\$3,450	\$4,580	\$4,980	\$5,410	\$5,620	\$5,810	\$5,960	\$5,960	\$6,390	\$6,810	\$7,910	\$8,370	\$8,830	\$3,062,570
	TOTAL	\$5,510	\$6,240	\$8,090	\$9,170	\$10,310	\$10,870	\$11,330	\$11,750	\$11,750	\$12,860	\$14,680	\$19,360	\$20,630	\$21,970	\$6,246,200

DRAINAGE FEE SCHEDULE FOR ZONE 1: PLANNED LOCAL DRAINAGE AREAS

Area		AE-5, A-L, O	A1, A2, RR	R-1-E, R-1-EH, R-A	R-1-A, R-1-AH	R-1-B, R-1-C, RE	R-1 40%	R-1 45%	R-1 50%	R-2, M-H	R-3	R-4, T-P	M-1, M-2, M-3, C-R, M-1-P, S-L	C-P, C-M, R-P	C-1, C-2, C-3, C-4, C-5, C-6, C-L, P	Total Cost
EN	BASIN	\$1,980	\$2,250	\$2,830	\$3,380	\$3,960	\$4,230	\$4,450	\$4,670	\$4,670	\$5,220	\$6,350	\$9,240	\$9,890	\$10,600	\$4,091,020
	PIPE	\$7,490	\$8,470	\$11,240	\$12,210	\$13,260	\$13,790	\$14,240	\$14,610	\$14,610	\$15,660	\$16,710	\$19,410	\$20,530	\$21,660	\$10,316,170
	TOTAL	\$9,470	\$10,720	\$14,070	\$15,590	\$17,220	\$18,020	\$18,690	\$19,280	\$19,280	\$20,880	\$23,060	\$28,650	\$30,420	\$32,260	\$14,407,190
EO	BASIN	\$3,310	\$3,780	\$4,740	\$5,670	\$6,630	\$7,090	\$7,460	\$7,820	\$7,820	\$8,750	\$10,640	\$15,470	\$16,570	\$17,760	\$5,585,350
	PIPE	\$3,190	\$3,600	\$4,790	\$5,200	\$5,650	\$5,870	\$6,060	\$6,220	\$6,220	\$6,670	\$7,110	\$8,260	\$8,740	\$9,220	\$4,460,570
	TOTAL	\$6,500	\$7,380	\$9,530	\$10,870	\$12,280	\$12,960	\$13,520	\$14,040	\$14,040	\$15,420	\$17,750	\$23,730	\$25,310	\$26,980	\$10,045,920
NN	BASIN	\$1,950	\$2,220	\$2,790	\$3,330	\$3,900	\$4,170	\$4,380	\$4,600	\$4,600	\$5,140	\$6,250	\$9,100	\$9,740	\$10,440	\$4,891,340
	PIPE	\$5,890	\$6,660	\$8,840	\$9,610	\$10,430	\$10,850	\$11,200	\$11,490	\$11,490	\$12,320	\$13,140	\$15,270	\$16,150	\$17,030	\$11,482,330
	TOTAL	\$7,840	\$8,880	\$11,630	\$12,940	\$14,330	\$15,020	\$15,580	\$16,090	\$16,090	\$17,460	\$19,390	\$24,370	\$25,890	\$27,470	\$16,373,670
1G	BASIN	\$1,270	\$1,440	\$1,810	\$2,170	\$2,530	\$2,710	\$2,850	\$2,990	\$2,990	\$3,340	\$4,060	\$5,910	\$6,330	\$6,790	\$1,872,020
	PIPE	\$1,200	\$1,350	\$1,800	\$1,950	\$2,120	\$2,200	\$2,270	\$2,330	\$2,330	\$2,500	\$2,670	\$3,100	\$3,280	\$3,460	\$1,543,320
	TOTAL	\$2,470	\$2,790	\$3,610	\$4,120	\$4,650	\$4,910	\$5,120	\$5,320	\$5,320	\$5,840	\$6,730	\$9,010	\$9,610	\$10,250	\$3,415,340
3G	BASIN	\$2,040	\$2,330	\$2,920	\$3,490	\$4,080	\$4,370	\$4,590	\$4,820	\$4,820	\$5,390	\$6,550	\$9,530	\$10,200	\$10,940	\$4,368,720
	PIPE	\$2,570	\$2,910	\$3,860	\$4,190	\$4,550	\$4,730	\$4,890	\$5,010	\$5,010	\$5,370	\$5,730	\$6,660	\$7,050	\$7,430	\$4,640,440
	TOTAL	\$4,610	\$5,240	\$6,780	\$7,680	\$8,630	\$9,100	\$9,480	\$9,830	\$9,830	\$10,760	\$12,280	\$16,190	\$17,250	\$18,370	\$9,009,160
7C	BASIN	\$2,030	\$2,310	\$2,900	\$3,460	\$4,050	\$4,340	\$4,560	\$4,780	\$4,780	\$5,350	\$6,500	\$9,460	\$10,130	\$10,860	\$3,969,560
	PIPE	\$1,230	\$1,390	\$1,850	\$2,010	\$2,180	\$2,270	\$2,340	\$2,400	\$2,400	\$2,570	\$2,750	\$3,190	\$3,370	\$3,560	\$1,734,900
	TOTAL	\$3,260	\$3,700	\$4,750	\$5,470	\$6,230	\$6,610	\$6,900	\$7,180	\$7,180	\$7,920	\$9,250	\$12,650	\$13,500	\$14,420	\$5,704,460
7D	BASIN	\$2,540	\$2,900	\$3,630	\$4,350	\$5,080	\$5,440	\$5,720	\$6,000	\$6,000	\$6,710	\$8,160	\$11,870	\$12,710	\$13,620	\$4,456,650
	PIPE	\$1,850	\$2,090	\$2,770	\$3,010	\$3,270	\$3,400	\$3,510	\$3,610	\$3,610	\$3,870	\$4,120	\$4,790	\$5,070	\$5,350	\$2,243,900
	TOTAL	\$4,390	\$4,990	\$6,400	\$7,360	\$8,350	\$8,840	\$9,230	\$9,610	\$9,610	\$10,580	\$12,280	\$16,660	\$17,780	\$18,970	\$6,700,550
*Note: A surcharge fee is in effect per Board Resolution No. 2005-480 Amended 2018-908 & 2021-979.																
7H	BASIN	\$3,360	\$3,830	\$4,800	\$5,740	\$6,720	\$7,190	\$7,560	\$7,920	\$7,920	\$8,860	\$10,780	\$15,680	\$16,790	\$18,000	\$7,792,210
	PIPE	\$5,810	\$6,570	\$8,720	\$9,480	\$10,290	\$10,700	\$11,050	\$11,340	\$11,340	\$12,150	\$12,970	\$15,060	\$15,930	\$16,800	\$9,433,700
	TOTAL	\$9,170	\$10,400	\$13,520	\$15,220	\$17,010	\$17,890	\$18,610	\$19,260	\$19,260	\$21,010	\$23,750	\$30,740	\$32,720	\$34,800	\$17,225,910
*Note: A surcharge fee is in effect per Board Resolution No. 2005-480 Amended 2018-908 & 2021-979.																

DRAINAGE FEE SCHEDULE FOR ZONE 2: PLANNED LOCAL DRAINAGE AREAS

Area		AE-5, A-L, O	A1, A2, RR	R-1-E, R-1-EH, R-A	R-1-A, R-1-AH	R-1-B, R-1-C, RE	R-1 40%	R-1 45%	R-1 50%	R-2, M-H	R-3	R-4, T-P	M-1, M-2, M-3, C-R, M-1-P, S-L	C-P, C-M, R-P	C-1, C-2, C-3, C-4, C-5, C-6, C-L, P	Total Cost
Zone 2	BASIN	\$920	\$1,050	\$1,320	\$1,580	\$1,850	\$1,980	\$2,080	\$2,180	\$2,180	\$2,440	\$2,970	\$4,320	\$4,620	\$4,950	\$104,129,222
	PIPE	\$1,730	\$1,950	\$2,590	\$2,820	\$3,060	\$3,180	\$3,280	\$3,370	\$3,370	\$3,610	\$3,850	\$4,470	\$4,730	\$4,990	\$136,550,496
	TOTAL	\$2,650	\$3,000	\$3,910	\$4,400	\$4,910	\$5,160	\$5,360	\$5,550	\$5,550	\$6,050	\$6,820	\$8,790	\$9,350	\$9,940	\$240,679,718

Planned Local Drainage Areas: Zone 2

Area	Basin Cost	Pipe Cost	Total	Area	Basin Cost	Pipe Cost	Total	Area	Basin Cost	Pipe Cost	Total
A	\$2,653,480	\$2,140,187	\$4,793,667	X	\$2,257,718	\$449,072	\$2,706,790	OO	\$3,149,221	\$899,643	\$4,048,864
B	\$1,296,438	\$142,170	\$1,438,608	Y	\$1,714,229	\$2,274,773	\$3,989,002	PP	\$2,279,786	\$1,232,767	\$3,512,553
C	\$479,953	\$317,414	\$797,367	Z	\$1,126,945	\$2,543,686	\$3,670,631 **	RR	\$5,672,640	\$18,578,852	\$24,251,492
D	\$801,395	\$689,353	\$1,490,748	AA	\$1,007,845	\$1,444,258	\$2,452,103	SS	\$3,200,285	\$4,191,719	\$7,392,004
E	\$987,771	\$228,063	\$1,215,834	BB	\$817,452	\$822,774	\$1,640,226	TT	\$2,673,474	\$1,843,428	\$4,516,902
F	\$327,718	\$302,016	\$629,734	CC	\$1,131,025	\$2,087,079	\$3,218,104	UU1	\$747,282	\$1,383,868	\$2,131,150
G	\$1,688,391	\$157,007	\$1,845,398	CO2	\$947,253	\$1,742,103	\$2,689,356	UU2	\$1,815,483	\$1,664,639	\$3,480,122
H	\$99,858	\$214,682	\$314,540	DD	\$2,683,022	\$7,744,571	\$10,427,593	UU3	\$4,297,237	\$11,436,261	\$15,733,498
I	\$227,828	\$248,025	\$475,853	EE	\$754,118	\$3,373,882	\$4,128,000	VV	\$307,124	\$116,961	\$424,085
J	\$1,880,431	\$510,964	\$2,391,395	FF	\$1,442,268	\$9,623,346	\$11,065,614	WW	\$291,653	\$360,044	\$651,697
K	\$1,312,067	\$685,069	\$1,997,136	GG	\$3,032,358	\$1,657,509	\$4,689,867	XX	\$1,025,092	\$2,177,108	\$3,202,200
L	\$761,681	\$494,850	\$1,256,531	HH	\$5,862,906	\$7,672,820	\$13,535,726	ZZ	\$2,995,111	\$3,415,154	\$6,410,265
M	\$967,464	\$265,529	\$1,232,993	II1	\$5,984,056	\$17,011,910	\$22,995,966				
N	\$535,530	\$436,070	\$971,600	II2	\$9,806,468	\$1,389,416	\$11,195,884				
O	\$1,227,150	\$190,138	\$1,417,288	II3	\$2,269,686	\$1,880,276	\$4,149,962				
P	\$1,027,751	\$235,116	\$1,262,867	II4	\$2,643,383	\$1,159,909	\$3,803,292				
T	\$2,128,728	\$2,752,032	\$4,880,760	JJ	\$2,526,157	\$3,874,763	\$6,400,920				
U	\$1,890,650	\$697,216	\$2,587,866	KK	\$2,541,765	\$1,537,976	\$4,079,741				
V	\$976,218	\$1,726,395	\$2,702,613	LL	\$3,032,488	\$3,884,297	\$6,916,785				
W	\$2,211,300	\$3,693,138	\$5,904,438 *	MM	\$611,890	\$950,198	\$1,562,088				

W * Note: A surcharge fee is in effect per Board Resolution No. 885-BPBR.

Z ** Note: A surcharge fee is in effect per Board Resolution Nos. 1227, 1265, 1268, 1386.

DRAINAGE FEE SCHEDULE FOR ZONE 3: PLANNED LOCAL DRAINAGE AREAS

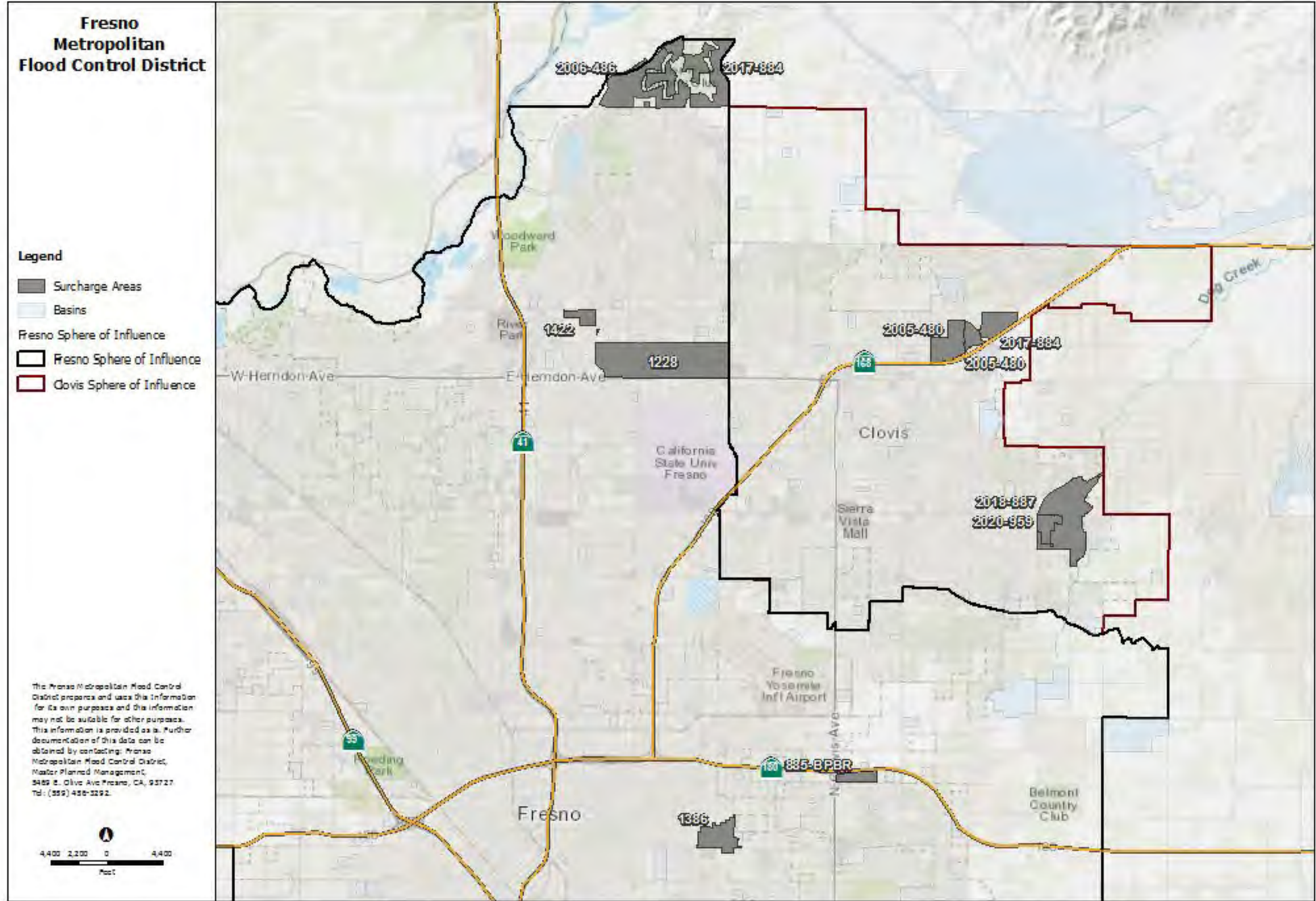
Area		AE-5, A-L, O	A1, A2, RR	R-1-E, R-1-EH, R-A	R-1-A, R-1-AH	R-1-B, R-1-C, RE	R-1 40%	R-1 45%	R-1 50%	R-2, M-H	R-3	R-4, T-P	M-1, M-2, M-3, C-R, M-1-P, S-L	C-P, C-M, R-P	C-1, C-2, C-3, C-4, C-5, C-6, C-L, P	Total Cost
Zone 3	BASIN	\$1,560	\$1,780	\$2,230	\$2,670	\$3,120	\$3,340	\$3,520	\$3,690	\$3,690	\$4,120	\$5,020	\$7,300	\$7,810	\$8,370	\$28,843,903
	PIPE	\$1,590	\$1,790	\$2,380	\$2,590	\$2,810	\$2,920	\$3,010	\$3,090	\$3,090	\$3,320	\$3,540	\$4,110	\$4,350	\$4,590	\$20,960,218
	TOTAL	\$3,150	\$3,570	\$4,610	\$5,260	\$5,930	\$6,260	\$6,530	\$6,780	\$6,780	\$7,440	\$8,560	\$11,410	\$12,160	\$12,960	\$49,804,121

Planned Local Drainage Areas: Zone 3

Area	Basin Cost	Pipe Cost	Total
Q	\$436,210	\$420,268	\$856,478
S	\$1,287,650	\$2,428,339	\$3,715,989
1E	\$2,200,042	\$952,712	\$3,152,754
2D	\$840,485	\$1,591,200	\$2,431,685
3A	\$1,511,791	\$1,014,241	\$2,526,032
3D	\$1,437,873	\$1,032,196	\$2,470,069
3F	\$1,139,750	\$1,224,524	\$2,364,274
4B	\$2,179,796	\$1,124,616	\$3,304,412
4C	\$1,678,770	\$2,386,729	\$4,065,499
4D	\$3,710,620	\$1,165,436	\$4,876,056
4E	\$4,232,706	\$2,241,337	\$6,474,043
5B/5C	\$5,019,048	\$2,282,376	\$7,301,424
5F	\$1,658,490	\$1,530,399	\$3,188,889
6D	\$1,510,672	\$1,565,845	\$3,076,517

DRAINAGE FEE SCHEDULE FOR SURCHARGE AREAS: PLANNED LOCAL DRAINAGE AREAS

Area		AE-5, A-L, O	A1, A2, RR	R-1-E, R-1-EH, R-A	R-1-A, R-1-AH	R-1-B, R-1-C, RE	R-1 40%	R-1 45%	R-1 50%	R-2, M-H	R-3	R-4, T-P	M-1, M-2, M-3, C-R, M-1-P, S-L	C-P, C-M, R-P	C-1, C-2, C-3, C-4, C-5, C-6, C-L, P
W	TOTAL	-	-	-	-	-	-	-	-	-	-	-	\$11,075	-	-
	*Note: Surcharge Resolution: 885-BPBR														
Z	TOTAL	-	-	-	-	-	-	-	-	\$1,970	\$2,110	\$2,250	\$2,615	\$5,380	\$2,915
	*Note: Surcharge Resolution: 1386														
BX	TOTAL	-	\$270	\$360	\$390	\$430	\$445	\$445	\$445	\$470	\$510	\$540	\$630	\$660	\$700
	*Note: Surcharge Resolution: 2008-590														
BX	TOTAL	-	-	-	-	-	-	-	-	-	-	-	-	\$18,100	-
	*Note: Surcharge Resolution: 2017-884														
CM	TOTAL	\$90	\$105	\$135	\$145	\$160	\$165	\$165	\$165	\$175	\$185	\$200	\$235	\$485	\$260
	*Note: Surcharge Resolution: 1228														
CN	TOTAL	-	-	-	-	-	-	-	-	\$2,200	\$2,395	\$2,695	\$3,465	\$3,690	\$3,925
	*Note: Surcharge Resolution: 1422														
DE	TOTAL	-	-	-	-	-	\$790	\$790	\$790	\$840	\$900	-	\$1,120	\$1,250	\$1,250
	*Note: Surcharge Resolution: 2006-486														
DN	TOTAL	-	-	-	-	-	\$12,460	\$12,860	\$13,200	\$13,200	-	-	-	-	\$19,570
	*Note: Surcharge Resolution: 2017-884														
DO	TOTAL	-	-	-	-	-	-	-	\$4,820	\$4,820	\$5,170	\$5,170	-	\$6,770	\$7,140
	*Note: Surcharge Resolution: 2018-887														
DO	TOTAL	-	-	-	-	-	-	-	-	-	\$5,280	\$5,280	-	-	\$7,300
	*Note: Surcharge Resolution: 2020-959														
7D	TOTAL	-	-	-	-	-	-	-	-	-	-	-	-	\$7,307	-
	*Note: Surcharge Resolution: 2005-480														
7H	TOTAL	-	-	-	-	-	-	-	-	-	-	-	-	\$7,307	-
	*Note: Surcharge Resolution: 2005-480														



ATTACHMENT B

**FRESNO METROPOLITAN FLOOD CONTROL DISTRICT
2025 DRAINAGE FEE SCHEDULE PUBLIC HEARING MEMORANDUM**

MEMORANDUM

File 140.3123, 140.3133, 140.3143

BOARD MEETING: December 11, 2024
AGENDA ITEM NO.: 7.A.
FROM:
SUBJECT: **Storm Drainage Master Plan and Drainage Fee Schedule Update: Adoption of Resolution Amending the Storm Drainage and Flood Control Master Plan and Amending the Schedule of Drainage Fees, Surcharges, and Costs for Local Drainage Areas (2025 Rate Schedule)**

Summary

Urban storm drainage systems are funded by the payment of drainage fees at the time of development. Fees in the original area of the District or core area of the City of Fresno (Zone 2) are calculated at a uniform rate by spreading the aggregate of each system's total cost to the entire original area. The core area of the City of Clovis (Zone 3) utilizes the same approach. Zone 2 is unique in that the aggregate approach was intended to distribute the benefits of the long-term tax payments and early formation and subsidies via assessment districts. All other areas referred to as the "Full Cost" zone (Zone 1) are funded by spreading the individual system cost to its respective local drainage area. The zones are shown on the attached Exhibit No. 1.

Exhibit No. 2 depicts the proposed amendments to certain drainage and surcharge fee schedules for March 1, 2025 through February 28, 2026. Adoption of the attached resolution amending the Master Plan and amending the fee schedule in certain drainage areas is necessary to formally make changes to those drainage areas and increase the fee rate. The updated Storm Drainage and Flood Control Master Plan Map (Exhibit A) is also attached for review and reference. A Public Hearing is required to increase drainage fee rates and the appropriate public notice regarding this Hearing was published in the Fresno Bee pursuant to the Government Code. Fee schedules are updated annually to become effective not less than sixty (60) days after adoption.

Zone 1

With respect to Zone 1, seventy-seven (77) drainage areas warrant a fee amendment. Modification of system costs significant enough to justify a revision to the drainage fee schedules include increased unit prices for the following: (i) Master Plan pipe facilities - pipelines (including jacked pipe), manholes, inlets, outfalls; and (ii) Master Plan basin facilities - basin excavation, final grading, street paving arterial & local, reclaimed pump, sprinkler & turf, CEQA, and water capacity fee (Fresno). The drainage areas affected by the modifications are set forth in Exhibit No. 2, and list land use of the greatest acreage in each of the respective local drainage areas as representative of the adjustments or rate change. The comment column indicates the type of adjustment associated with the 2025 Drainage Fee Amendments.

Also, this year's study indicated that drainage fee rates for twenty-two (22) Zone 1 drainage areas remain the same or showed a slight decrease. Based upon previous staff reviews, it is normally recommended that downward adjustments not be made due to the anticipated drainage



ATTACHMENT B

BOARD MEETING: December 11, 2024

AGENDA ITEM NO.: 7.A.

fee revenue falling short of the total system costs within many of the full cost drainage areas. A decrease in the fee rate for Zone 1 areas must be supported by a fee audit for the specific area. The audit is necessary to evaluate the outcome of the total system costs to determine, ultimately, if the funding collected will be less or more than the cost to complete the full cost Zone 1 drainage systems. This year's audit does not support a decrease in the remaining Zone 1 areas. Staff will continually monitor these areas and report its findings to the Board should a decrease in fees be warranted in the future.

Zone 2 and Zone 3

Zone 2 and 3 areas warrant a fee adjustment due to unit cost updates and the percentage increase is shown in Exhibit No. 2.

Surcharge Areas

Review of the fee rates identified five (5) existing surcharge areas, Drainage Areas "7D" (RT Park), "BX" (RT Park), "DO" (Southeast Urban), "DO" (Loma Vista Community South), and "DN" (Copper River Ranch), that warranted fee adjustments (Exhibit No. 3). The fee increases in these areas resulted from unit cost updates and contract adjustments. Exhibit No. 3 also shows the per acre costs resulting from these surcharge fee adjustments.

The City of Clovis recently adopted their Master Development Fee Schedule amending certain provisions regarding District basins. The revision to the ordinance exempts District basins from fee obligations related to the water line, water grid main charge, and well charge. Staff has removed these items from the 2025 fee update for Clovis Zone 1 and Zone 3 drainage fee amendments.

Staff posted the 2025 Drainage Fee Amendments to the fee schedule on the District's website, circulated the proposed changes to the Building Industry Association (BIA) for comment, and informed the BIA of the public hearing date. Pipe and basin facilities unit cost changes to the fee schedule were also presented to the BIA at a regularly scheduled BIA/District liaison meeting on Thursday, November 21, 2024. It was requested that the BIA make formal comments on the proposal for this year's adjustments prior to the public hearing. No comments have been received at the writing of this memorandum. In the past, BIA has been non-committal and taken no position regarding drainage fee adjustments. Following the District's adoption of the 2025 amendments to the Drainage Fee Schedule, staff will request each of the local jurisdictional agencies adopt the amendments.

The adoption of fees is considered a project under the California Environmental Quality Act (CEQA). Staff has evaluated the potential environmental impact of the adoption of these fees and has determined that the action is exempt from CEQA pursuant to Public Resources Code Section 21080(b)(8)(D). This section exempts the modification of fees collected by public agencies for the purpose of obtaining funds for capital projects necessary to maintain service within existing service areas. Pursuant to Section 21080(b)(8)(D), staff recommends the Board incorporate findings in the record that the proposed amendments to the drainage fees are exempt from CEQA.

As part of the resolution adopting the fee schedule, staff has included specific findings in accordance with the Mitigation Fee Act, California State Assembly Bill 602 - Section 66016.5(a)(5)(B) of the Government Code. These findings affirm that the fees are equitably distributed, considering the requirement to capture, manage, and store stormwater runoff based

ATTACHMENT B

BOARD MEETING: December 11, 2024

AGENDA ITEM NO.: 7.A.

on land use and anticipated impervious area. Recognizing that the benefit received is directly proportional to the quantity of runoff generated rather than the square footage or number of dwelling units, it is prudent for the District to maintain the existing method of fee calculation.

Recommendation

Staff recommends that the Board of Directors adopt the following:

1. Adopt the attached Resolution updating the Storm Drainage and Flood Control Master Plan Map and amend the proposed cost and fee schedules as set forth therein.
2. Direct staff to transmit the map and fee schedule amendments to the City of Fresno, City of Clovis, and the County of Fresno for adoption.
3. Find that adoption of said Resolution that adopts fees are exempt from further CEQA assessment per provisions of Public Resources Code Section 21080(b)(8)(D).
4. Find that adoption of said Resolution that adopts fees are in compliance with California State Assembly Bill 602 - Section 66016.5(a)(5)(B) of the Government Code.

Discussion

The proposed drainage fee amendments, shown in Exhibit No. 2, comply with the Government Code that requires the local agency to determine that the fees are fairly apportioned within the local drainage areas either on the basis of benefits conferred on the property proposed for subdivision or on the need for such facilities created by the proposed subdivision and development of other property within such areas. In Zones 1 through 3, fees are fairly apportioned based on the need to capture, manage, and store stormwater runoff as determined by land use and anticipated impervious area.

California State Assembly Bill 602 implies that agencies conduct an impact fee nexus study to base residential impact fees on the square footage of the proposed residential units or make specific findings to explain why other metrics are appropriate. Staff makes the following findings to use another measure instead of square footage as a basis to charge a fee: (1) the use of developed interior square footage to calculate the fee does not capture the impacts from impervious surfaces outside of the footprint of development, (2) the fee rate applied is based on the land use as determined by the City of Fresno, City of Clovis, and County of Fresno General Plans and such land used is associated with percent impervious, and (3) the District doesn't collect a fee for improvements under 1,000 square feet on developed or partially developed property, 'tiny homes' under 750 square feet, and development with additional improvements that are less than 25% of property developed prior to March 15, 1969.

Staff continually monitors system costs as improvements are constructed yearly. By monitoring system costs, staff can make the necessary adjustments to the drainage fee automation program, which immediately re-calculates the drainage fee schedules when new information is input into the accounting data and/or modifications are made to the GIS system. This process requires comparing actual contract unit costs with the current fee study unit costs and insight from building contractors within the metropolitan area. With the use of actual costs, the District can ensure the unit costs are current with the market and better re-coup funding for updated system costs without relying on the use of the General fund. While adjustments to drainage fees are generally considered only once each year pursuant to the Drainage Fee Ordinance, the automated program allows for staff to view the effect on the future drainage fee rate schedule after any system modification.

ATTACHMENT B

BOARD MEETING: December 11, 2024

AGENDA ITEM NO.: 7.A.

To keep current with facility unit costs, the adjustments warranted for 2025 include an increase in the following: pipe with and without trench resurfacing (7%), jacked pipe (averaged 1%), manholes (34.1%), inlets (5.1%), outfalls (80.2%), basin excavation (10%), final grading (11.1%), street paving arterial (2.5%), street paving local (3.6%), proposed reclaimed pump (5%), existing reclaimed pump (5%), sprinkler and turf (31.2%), and City of Fresno water capacity fee (-1.1%).

Review of the fee rates identified five (5) existing surcharge areas in Drainage Areas "7D", "BX", "DO", and "DN" that warranted fee adjustments. The fee rate increases in these areas resulted from unit cost updates and contract adjustments.

The City of Clovis has adopted revisions to its development code that now considers storm drain basins owned by the District as public infrastructure. Therefore, basins are exempted from payment of Clovis Development Impact Fees for water lines, water grid main charges, and well charges. Staff has excluded these items from the drainage fee related to basin costs for all drainage areas located within Clovis Zone 1 and 3. The drainage areas impacted by the removal of the fees benefiting a cost savings are noted in Exhibit No. 2 as Clovis DIF Adjustment.

The 2025 drainage fee rate study reviews all drainage areas utilizing the adjusted unit costs and accounting data for existing facilities. The existing drainage ordinances require annual updating of the drainage system cost schedules. This process assures fees are based on actual costs, ensures equity among all fee payers, assures reimbursement of those incurring construction costs in excess of their proportionate cost share, and protects the general taxpayer from the need to pay development subsidies.

Pursuant to the Government Code, the fee increases become effective not less than sixty (60) days following adoption. Therefore, if adopted, the effective date of the drainage fee rate schedule would be March 1, 2025 in accordance with the Drainage Fee Ordinance.

Respectfully submitted by:

Denise Wade, Master Plan Special Projects Manager

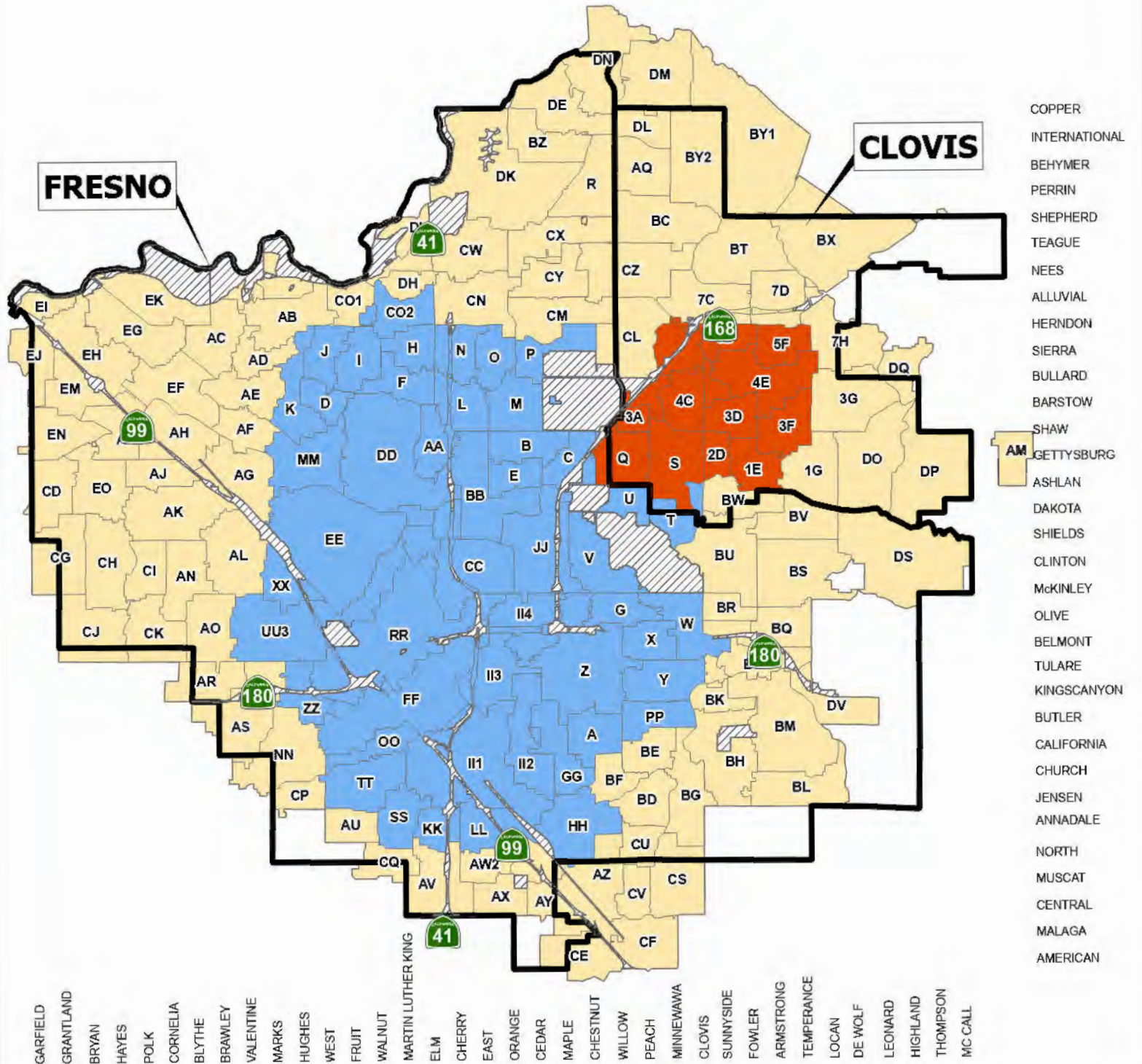
Attachments

1. Public Hearing Procedural Outline
2. Exhibit No. 1
3. Exhibit No. 2
4. Exhibit A
5. Exhibit No. 3
6. Resolution Amending Storm Drainage and Flood Control Master Plan and Amending Schedule of Drainage Fees, Surcharges and Costs for Local Drainage Areas

PUBLIC HEARING PROCEDURAL OUTLINE

1. Chair Opens Public Hearing
2. Staff Presents Staff Report
3. Discussion by Board Members
4. Chair Opens Hearing for Public Comment
5. There being no further Public Comment, Chair Closes Hearing for Public Comment
6. Chair Refers Matter to Board

ATTACHMENT B



FRESNO METROPOLITAN FLOOD CONTROL DISTRICT Exhibit No. 1

2025 DRAINAGE FEE AMENDMENTS

	Drainage Areas Within Zone 1 (Full Cost Areas)	Percent Change	Majority Zone Use	Comments
1	“AB” (Marks and Palo Alto)	+6.08	R-1-B	Unit Cost Update
2	“AD” (Valentine and Bullard)	+8.98	R-1 40%	Unit Cost Update
3	“AE” (Valentine and Barstow)	+9.22	R-2	Unit Cost Update
4	“AF” (Valentine and Gettysburg)	+6.59	C-2	Unit Cost Update
5	“AH” (Cornelia and Gettysburg)	+4.93	M-1	Unit Cost Update
6	“AI” (Blythe and Belmont)	+5.75	R-1 40%	Unit Cost Update
7	“AJ” (Polk and Ashlan)	+5.24	R-1 40%	Unit Cost Update
8	“AK” (Polk and Shields)	+6.75	R-1 40%	Unit Cost Update
9	“AL” (Brawley and Weldon)	+5.91	R-1 40%	Unit Cost Update
10	“AN” (Cornelia and Hedges)	+6.03	R-1 40%	Unit Cost Update
11	“AO” (Blythe and Belmont)	+8.04	R-1 40%	Unit Cost Update
12	“AQ” (Willow and Perrin)	+7.31	R-2	Unit Cost Update, Clovis DIF Adjustment
13	“AR” (Cornelia and Whites Bridge)	+8.06	M-1	Unit Cost Update, Basin Update
14	“AS” (Valentine and California)	+8.75	R-1 40%	Unit Cost Update, Basin Update
15	“AU” (West and Annadale)	+7.78	R-1 40%	Unit Cost Update
16	“AV” (Fig and Central)	+6.73	M-3	Unit Cost Update
17	“AW1” (Orange and North)	+4.75	M-3	Unit Cost Update
18	“AW2” (Cherry and North)	+2.71	M-3	Unit Cost Update
19	“AY” (Cedar and Central)	+5.50	M-3	Unit Cost Update
20	“AZ” (Chestnut and Muscat)	+5.91	M-3	Unit Cost Update
21	“BC” (Willow and Teague)	+4.37	R-1 40%	Unit Cost Update, Clovis DIF Adjustment
22	“BD” (Willow and Vine)	+6.48	M-1	Unit Cost Update
23	“BE” (Willow and Belgravia)	+1.50	R-1 40%	Unit Cost Update
24	“BF” (Chestnut and Church)	+7.22	R-1 40%	Unit Cost Update
25	“BG” (Peach and Annadale)	+5.75	M-3	Unit Cost Update
26	“BH” (Clovis and Church)	+7.13	R-1 40%	Unit Cost Update
27	“BJ” (Maple and Golden State)	+8.67	M-3	Unit Cost Update
28	“BL” (Armstrong and Church)	+6.43	C-1	Unit Cost Update
29	“BM” (Fowler and Butler)	+4.80	R-1 40%	Unit Cost Update
30	“BP” (Sunnyside and Harvey)	+7.88	M-1	Unit Cost Update

2025 DRAINAGE REVENUE ATTACHMENT B

	Drainage Areas Within Zone 1 (Full Cost Areas)	Percent Change	Majority Zone Use	Comments
31	"BQ" (Fowler and Belmont)	+7.32	M-1	Unit Cost Update
32	"BR" (Clovis and Olive)	+7.08	M-1	Unit Cost Update
33	"BS" (Fowler and Floradora)	+3.48	R-1 40%	Unit Cost Update, Basin Update
34	"BT" (Sunnyside and Nees)	+3.34	R-1 40%	Unit Cost Update, Clovis DIF Adjustment
35	"BU" (Clovis and Clinton)	+6.93	M-1	Unit Cost Update
36	"BV" (Fowler and Shields)	+4.45	R-1 40%	Unit Cost Update
37	"BY ₁ " (Sunnyside and Behymer)	+3.47	RR	Unit Cost Update, Clovis DIF Adjustment
38	"BY ₂ " (Sunnyside and Behymer)	+3.27	R-1-40%	Unit Cost Update, Clovis DIF Adjustment
39	"BZ" (Cedar and Copper)	+3.26	R-1-40%	Unit Cost Update
40	"CD" (Garfield and Dakota)	+6.26	R-1-40%	Unit Cost Update
41	"CE" (Maple and American)	+8.23	M-3	Unit Cost Update, Basin Update
42	"CF" (Peach and Central)	+7.06	M-3	Unit Cost Update
43	"CG" (Garfield and McKinley)	+8.84	R-1-40%	Unit Cost Update, Basin Update
44	"CH" (Bryan and McKinley)	+8.42	R-1-40%	Unit Cost Update, Basin Update
45	"CI" (Polk and Mckinley)	+5.65	R-1-40%	Unit Cost Update
46	"CJ" (Grantland and Belmont)	+8.48	R-1-40%	Unit Cost Update, Basin Update
47	"CK" (Polk and Belmont)	+5.97	R-1-40%	Unit Cost Update
48	"CM" (Cedar and Herndon)	+2.21	R-1 40%	Unit Cost Update
49	"CN" (Fresno and Herndon)	+1.44	R-1 40%	Unit Cost Update
50	"CO1" (Alluvial and Teilman)	+4.37	R-1-40%	Unit Cost Update
51	"CP" (Marks and Jensen)	+7.56	R-1-40%	Unit Cost Update
52	"CQ" (Walnut and North)	+8.08	R-1-40%	Unit Cost Update
53	"CS" (Minnewawa and North)	+7.94	M-1	Unit Cost Update
54	"CU" (Willow and North)	+6.32	M-1	Unit Cost Update
55	"CV" (Willow and Central)	+5.53	M-3	Unit Cost Update
56	"CW" (Fresno and Nees)	+7.26	R-1-C	Unit Cost Update
57	"CX" (Nees and Ninth)	+2.33	R-1 40%	Unit Cost Update
58	"CY" (Cedar and Alluvial)	+6.23	R-1 40%	Unit Cost Update
59	"DE" (Cedar and Copper)	+5.09	R-1 40%	Unit Cost Update
60	"DK" (Friant and Champlain)	+4.44	R-1-40%	Unit Cost Update
61	"DL" (International and Minnewawa)	+7.09	R-1-40%	Unit Cost Update, Basin Update, Clovis DIF Adjustment

2025 DRAINAGE FEE ADJUSTMENTS

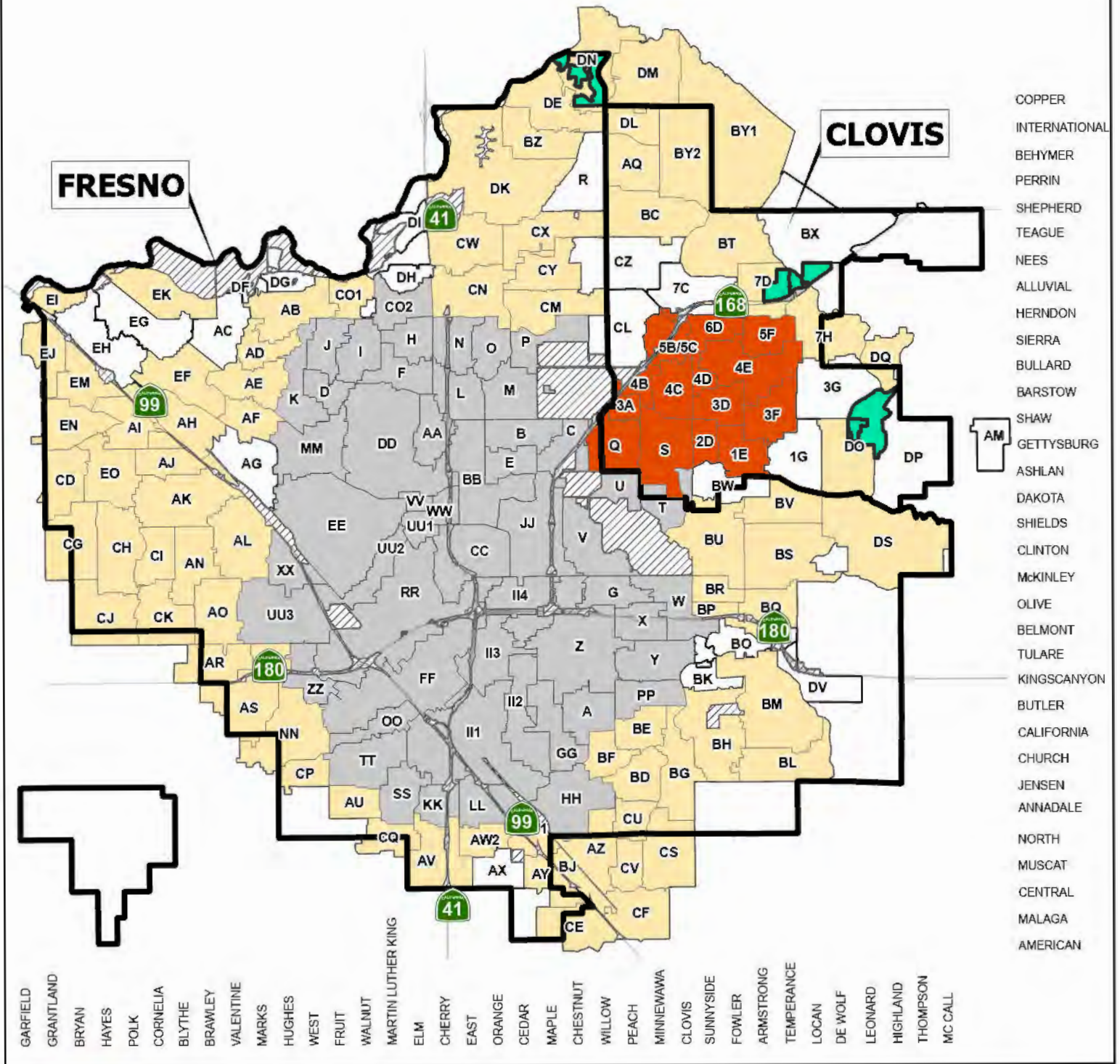
	Drainage Areas Within Zone 1 (Full Cost Areas)	Percent Change	Majority Zone Use	Comments
62	“DM” (Peach and Copper)	+6.19	R-1-40%	Unit Cost Update, Basin Update, Clovis DIF Adjustment
63	“DN” (Friant and Willow)	+6.72	R-1-40%	Unit Cost Update, Basin Update
64	“DO” (Locan and Ashlan)	+1.50	R-1-40%	Unit Cost Update, Clovis DIF Adjustment
65	“DQ” (Leonard and Sierra)	+3.52	R-1-40%	Unit Cost Update, Basin Update, Clovis DIF Adjustment
66	“DS” (Leonard and Clinton)	+6.28	R-1-40%	Unit Cost Update, Basin Update
67	“EF” (Cornelia and Dante)	+7.74	R-1 40%	Unit Cost Update, Basin Update
68	“EI” (Weber and Spruce)	+6.66	M-1	Unit Cost Update
69	“EJ” (Garfield and Sample)	+8.40	R-1-40%	Unit Cost Update
70	“EK” (Bluff and Santa Fe)	+0.93	R-1-C	Unit Cost Update
71	“EL” (Barcus and Barstow)	+2.08	M-1	Unit Cost Update
72	“EM” (Grantland and Barstow)	+4.02	R-1-40%	Unit Cost Update
73	“EN” (Garfield and Gettysburg)	+7.58	R-1-40%	Unit Cost Update
74	“EO” (Bryan and Dakota)	+2.53	R-1-40%	Unit Cost Update
75	“NN” (Valentine and Church)	+9.80	R-1-40%	Unit Cost Update
76	“7D” (Fowler and FWY-168)	+1.21	R-1-C	Unit Cost Update, Clovis DIF Adjustment
77	“7H” (Temperance and Bullard)	+8.36	R-1 40%	Unit Cost Update, Clovis DIF Adjustment, Basin Update

	Drainage Areas Within Zone 2 & 3 (Uniform Cost Areas)	Percent Change	Majority Zone Use	Comments
1	ZONE 2 AREAS	+3.61	R-1-40%	Unit Cost Update, Basin Update
2	ZONE 3 AREAS	+0.48	R-1-40%	Unit Cost Update, Clovis DIF Adjustment

2025 SURCHARGE FEE ADJUSTMENTS


	Surcharge Areas	Percent Change	Majority Zone Use	Comments
1	“7D/7H” (RT Park)	+19.05	CP,C-M, R-P	Unit Cost Update, Contract Adjustment
2	“BX” (RT Park)	+8.32	C-P,C-M,R-P	Unit Cost Update
3	“DN” (Copper River Ranch)	+6.12	R-1-40%	Unit Cost Update, Contract Adjustment
4	“DO” (Southeast Urban Area)	+2.32	R-1-50%	Unit Cost Update
5	“DO” (Loma Vista Comm. Center South)	+5.36	C-1	Unit Cost Update, Contract Adjustment

ATTACHMENT B



FRESNO METROPOLITAN FLOOD CONTROL DISTRICT Exhibit No. 2

- Zone 1, 2025 Drainage Fee Amendments
- Zone 2, 2025 Drainage Fee Amendments
- Zone 3, 2025 Drainage Fee Amendments
- City Sphere Lines
- Surcharge Areas BX, DO, DN, 7D
- Drainage Areas
- Exempt

[illegible]

ATTACHMENT B

2025 Surcharge Fee Summary Sheet

Drainage Areas "7D", "BX", "DN", and "DO"

"7D"/"7H" (RT Park) 2025 Surcharge Rates		
ZONING	ACREAGE	TOTAL
C-P, C-M, R-P	134.9	\$ 7,307

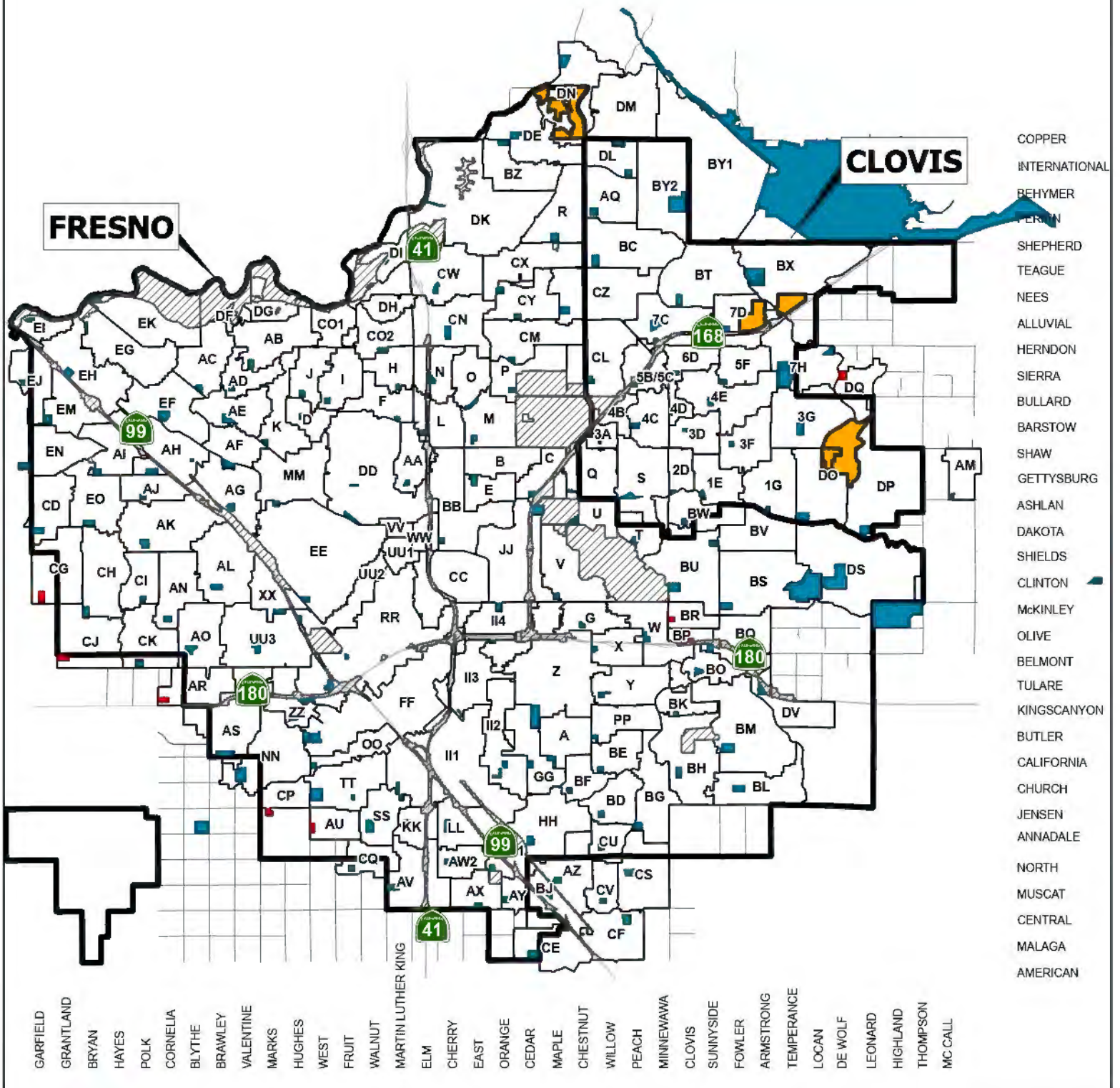
"BX" (RT Park) 2025 Surcharge Rates		
ZONING	ACREAGE	TOTAL
C-P, C-M, R-P	102.7	\$ 18,100

"DN" (Copper River Ranch) 2025 Surcharge Rates		
ZONING	ACREAGE	TOTAL
R1-40 %	118.2	\$ 12,460
R1-45 %	59.1	\$ 12,860
R1-50 %	59.1	\$ 13,200
R-2	46.6	\$ 13,200
C-1	9.3	\$ 19,570

"DO" (Southeast Urban Area) 2025 Surcharge Rates		
ZONING	ACREAGE	TOTAL
OS	32.9	-
R1-50 %	176.9	\$ 4,820
R-2, M-H	25.0	\$ 4,820
R-3, R-4	97.8	\$ 5,170
C-P, C-M, R-P	11.9	\$ 6,770
C-1, C-2, C-3, C-4, C-5, C-6, C-L, P	115.1	\$ 7,140







"DO" (Loma Vista Community Center South) 2025 Surcharge Rates		
ZONING	ACREAGE	TOTAL
R-3, R-4	20.2	\$ 5,280
C-1, C-2, C-3, C-4, C-5, C-6, C-L, P	47.1	\$ 7,300

ATTACHMENT B



FRESNO METROPOLITAN FLOOD CONTROL DISTRICT

Exhibit No. 3

-  Existing Basin  2025 Affected Surcharge Areas (BX, DO, DN, 7D)
 Proposed Basin  Drainage Areas
 City Sphere Lines  Exempt



ATTACHMENT B

RESOLUTION NO. 2024-1047

**BEFORE THE BOARD OF DIRECTORS OF THE
FRESNO METROPOLITAN FLOOD CONTROL DISTRICT**

**RESOLUTION AMENDING THE STORM DRAINAGE AND FLOOD CONTROL
MASTER PLAN AND AMENDING THE SCHEDULE
OF DRAINAGE FEES, SURCHARGES AND COSTS ESTABLISHING SUCH
COSTS AND FEES FOR LOCAL DRAINAGE AREAS
(2025-2026)**

WHEREAS, the Board of Directors enacted Resolution No. 1412 on February 9, 1988, establishing a schedule of drainage system costs and fees pursuant to the adopted Storm Drainage and Flood Control Master Plan, said schedule being an element of the drainage fee ordinances of the Fresno Metropolitan Flood Control District, Cities of Clovis and Fresno, and the County of Fresno, which ordinances are incorporated herein by this reference; and

WHEREAS, the Board of Directors enacted resolutions from time to time, amending said schedule, the last District-wide amendment being Resolution No. 2023-1026 adopted on December 13, 2023; and

WHEREAS, an amended Storm Drainage and Flood Control Master Plan Map, attached as Exhibit “A” hereto, specifying public facilities and improvements, existing and proposed, which are necessary to provide drainage service and flood control within the respective local drainage areas specified therein, has been presented to the Board of Directors; and

RESOLUTION NO. 2024-1047

Page 2 of 8

WHEREAS, the District's Storm Drainage and Flood Control Master Plan includes a study of the impacts of contemplated future development on the District's existing storm drainage services and facilities in the local drainage areas of the Fresno Metropolitan Flood Control District listed in Exhibit "B" attached hereto, along with an analysis of new, improved or expanded public facilities and improvements required or appropriate to serve development in said local drainage areas; and

WHEREAS, as to each of said local drainage areas, said Map, said Plan and said study set forth the relationship between development and said services or facilities; the estimated cost thereof; and the schedule of per gross acre fees calculated to raise the sum of money necessary to pay the estimated total cost of local drainage facilities therein; and

WHEREAS, AB 602 - Section 66016.5(a)(5) of the California Government Code requirement to compute fees for residential housing by square footage of the building structure is inconsistent with the District's method of calculating fees and does not affect the drainage fee rates as long as the necessary findings required by Section 66016.5(a)(5)(B) for using an alternative basis for calculating fees are made and adopted as follows: (1) the District's method of computing drainage fees using percent imperviousness of a project is a more equitable method of computing drainage fees and calculating a fee based upon square footage does not capture impervious surfaces outside of the footprint of the structure; (2) the fees rates used are based on land use as determined by the Cities of Fresno and Clovis and the County of Fresno's General Plan; and

RESOLUTION NO. 2024-1047

Page 3 of 8

(3) District does not collect fees for smaller residential improvements under 1,000 square feet on developed or partially developed property, ‘tiny homes’ under 750 square feet, and development with additional improvements that are not equal or more than 25% of property developed prior to March 15, 1969; and

WHEREAS, said Map and said study were available at the District’s office for public inspection and review ten (10) days prior to this public hearing, and notice was given in compliance with the requirements therefor; and

WHEREAS, a public hearing was held pursuant to the public notice cited herein at a regularly scheduled meeting of the Board of Directors of the Fresno Metropolitan Flood Control District; and

WHEREAS, the Board of Directors finds as follows:

A. That the purpose of said fees is to finance facilities within the District required for the removal of surface and storm waters attributable to development; to obviate the menace to the public health, safety and welfare arising from inadequate provision for removal of surface and storm waters occurring as the result of development of property; to prevent deterioration of property values and impairment of conditions making for desirable residential, commercial or industrial development, as the case may be, which would result from the failure to construct planned local drainage facilities relative to development of property; and to prevent deterioration of public streets and other public facilities which would result from failure to construct planned local drainage facilities concurrently with development.

RESOLUTION NO. 2024-1047

Page 4 of 8

B. The fees adopted and collected pursuant to the drainage fee ordinances and this Resolution are to be used to finance only the public facilities shown on Exhibit “A”, within each of the respective local drainage areas identified in Exhibit “B” hereto.

C. After considering said Map and said study and the analysis prepared by the District; the respective General Plans and community and specific plans prepared by the Development Departments of said County and Cities; and the information and testimony received at this public hearing, the Board of Directors approves said Map and said study, and incorporates such herein. The Board further finds that all new development in the subject area will generate the need for storm drainage facilities therein, and generates an unmet need for storm drainage facilities and services in said area.

D. There is a need in local drainage areas for storm drainage facilities which have not been constructed or have been constructed; said facilities have been called for in, or are consistent with, the General Plans. Development will contribute its fair share toward the facility costs in those local drainage areas listed in Exhibit “B” through payment of the respective drainage fees set forth therein.

E. The facts and evidence presented establish that there is a reasonable relationship between the need for the described public facilities and the impacts of the types of development as described in Exhibits “A” and “B” for which the corresponding fee set forth in Exhibit “B” is charged. There is a reasonable relationship between the use of said fee and development of the lands in the service area for which the fee is charged, as these reasonable

RESOLUTION NO. 2024-1047

Page 5 of 8

relationships or nexuses are described in more detail in the study and Map referred to above.

F. The Storm Drainage and Flood Control Master Plan Map attached hereto as Exhibit “A” and the storm drainage fee rate schedule set forth in Exhibit “B”, as adopted by Paragraphs 2 and 3 herein, revise the District’s Storm Drainage and Flood Control Master Plan, to conform to its General Plan and comply with Section 66483 of the California Government Code.

G. The cost estimates set forth in Exhibit “B” are reasonable cost estimates for constructing these facilities, and the fee schedule set forth therein is based on said estimates and is to generate fees from development which will not exceed the total of these costs.

NOW THEREFORE, it is hereby resolved by the Board of Directors of the Fresno Metropolitan Flood Control District that:

1. The above recitals are true and correct, and this Board so finds and determines.
2. This Resolution is exempt from further California Environmental Quality Act (CEQA) assessment per the provisions of Public Resources Code Section 21080(b)(8)(D).
3. This Resolution is in compliance with California State Assembly Bill (AB) 602 – Section 66016.5(a)(5)(B) of the Government Code.

RESOLUTION NO. 2024-1047

Page 6 of 8

4. The Storm Drainage and Flood Control Master Plan is hereby amended to include that Storm Drain and Flood Control Master Plan Map attached hereto as Exhibit “A” and as supported by Exhibit “B”.

5. The schedule of drainage fees for those respective local drainage areas listed in Exhibit “B” hereto is hereby adopted as set forth in said Exhibit “B”. The District shall prepare a 2025-2026 schedule of drainage fees for each of its local drainage areas, which shall include the amendments adopted herein. Pursuant to California Government Code Section 66017, said schedule of drainage fees shall become effective no sooner than sixty (60) days from the date of adoption of this Resolution. In compliance with California Government Code Section 66017, the District's 2025-2026 schedule of drainage fees shall be effective as of March 1, 2025, in accordance with the drainage fee ordinances. Fees shall be paid in accordance with the drainage fee ordinances and as specified in said 2025-2026 drainage fee schedule.

6. The fee shall be used solely to pay: (a) costs related to the design, administration and construction of the described public storm water facilities; (b) for reimbursing the District for the development's fair share of those costs incurred by the District in the design and construction of the described public storm water facilities; or (c) to reimburse other developers who have constructed public facilities in each service area where those facilities were beyond that needed to mitigate the impacts of the other developers' project or projects and where reimbursement is provided for in the applicable Drainage Fee Ordinance.

RESOLUTION NO. 2024-1047

Page 7 of 8

7. The District, pursuant to the Drainage Fee Ordinance, shall analyze and review the estimated cost of the described capital improvements for which this fee is charged, the continued or expanded need therefor, and the reasonable relationship between such facility needs and the varying types of development. The General Manager-Secretary shall report the findings to the Board of Directors and recommend any adjustment to this fee or other action as may be needed.

8. Pursuant to California Government Code Section 66022, any judicial action or proceeding to attack, review, set aside, void or annul this Resolution shall be brought within one hundred twenty (120) days of the adoption of this Resolution. Pursuant to California Government Code Section 66022, any judicial action or proceeding to attack, review, set aside, void, or annul the fee increase shall commence within one hundred twenty (120) days of the effective date of the increase, which is identified in Paragraph No. 5 hereinabove. Administrative appeal is a mandatory prerequisite to any such judicial action or proceeding. Such appeal shall be made in writing to the Director of Development of Public Works of the political subdivision in which the property subjected hereto is located (i.e., the City of Fresno, the City of Clovis or the County of Fresno). Such appeal must be made within sixty (60) days after the effective date hereof. The Director shall set the matter for hearing, conduct the hearing and render a decision within forty (40) days after such appeal is filed.

RESOLUTION NO. 2024-1047

Page 8 of 8

9. The Ordinances of the City of Fresno, City of Clovis, and the County of Fresno have an administrative mechanism whereby a property owner who seeks to develop property within the boundaries of the Fresno Metropolitan Flood Control District can challenge the fees imposed thereunder only by first paying said fees under protest. Developers of property within the Fresno Metropolitan Flood Control District shall adhere to the applicable ordinance of the City of Fresno, City of Clovis or the County of Fresno under which it is required that drainage fees must be paid before development is allowed, and that such fee may be paid under protest.

PASSED AND ADOPTED this 11th day of December, 2024, by the following vote to wit:



AYES: Directors Fowler, Green, Auston, Busani, Mendes, and Allen Rojas

NOES: None

ABSENT: Director Garcia

ABSTAIN: None

0.001 0.001



ATTACHMENT B

2025 Drainage Fee Schedule with Amendments (County Schedule)

County Schedule includes both City of Fresno and Clovis Schedules

Exhibit B

Fresno Metropolitan Flood Control District

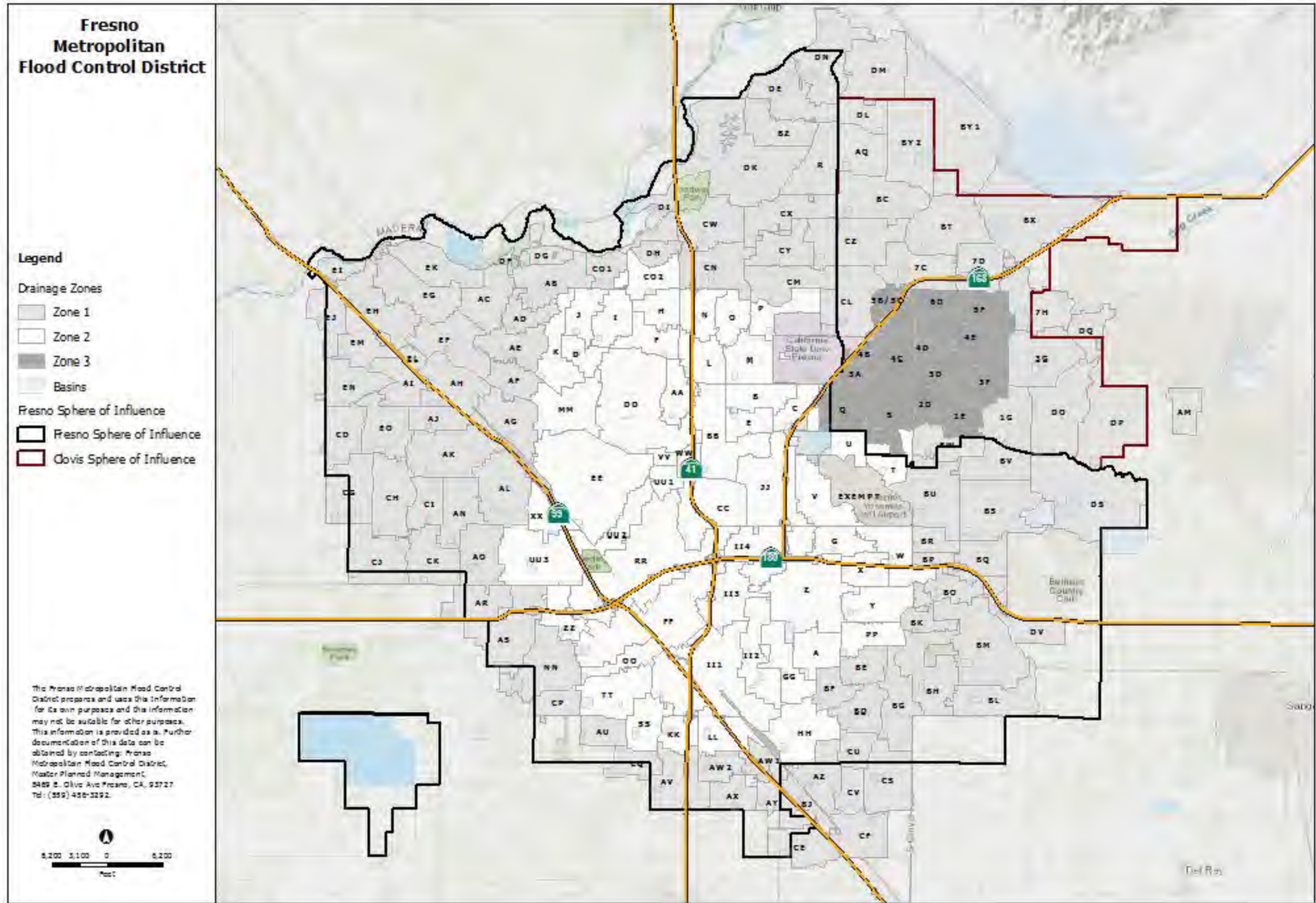


2025 DRAINAGE FEE SCHEDULE

Fresno County

Effective Date: 3/1/2025

Note: The information provided herein is in accordance with California Government Code Section 66016.5(a)(5)(B) and is subject to the findings adopted per Resolution No. 2024-1047. This disclaimer pertains specifically to the support expressed for the continuation of District Policies related to the calculation and imposition of residential development impact fees on a per-gross-acre basis.



DRAINAGE FEE SCHEDULE FOR ZONE 1: PLANNED LOCAL DRAINAGE AREAS																
Area		AE-5, A-L, O	A1, A2, RR	R-1-E, R-1-EH, R-A	R-1-A, R-1-AH	R-1-B, R-1-C, RE	R-1 40%	R-1 45%	R-1 50%	R-2, M-H	R-3	R-4, T-P	M-1, M-2, M-3, C-R, M-1-P, S-L	C-P, C-M, R-P	C-1, C-2, C-3, C-4, C-5, C-6, C-L, P	Total Cost
R	BASIN	\$1,430	\$1,630	\$2,050	\$2,450	\$2,870	\$3,070	\$3,220	\$3,380	\$3,380	\$3,780	\$4,600	\$6,690	\$7,170	\$7,680	\$3,037,290
	PIPE	\$1,840	\$2,080	\$2,770	\$3,010	\$3,260	\$3,390	\$3,500	\$3,600	\$3,600	\$3,850	\$4,110	\$4,780	\$5,050	\$5,330	\$2,830,980
	TOTAL	\$3,270	\$3,710	\$4,820	\$5,460	\$6,130	\$6,460	\$6,720	\$6,980	\$6,980	\$7,630	\$8,710	\$11,470	\$12,220	\$13,010	\$5,868,270
AB	BASIN	\$1,210	\$1,380	\$1,730	\$2,070	\$2,420	\$2,590	\$2,720	\$2,850	\$2,850	\$3,190	\$3,880	\$5,650	\$6,050	\$6,480	\$2,077,520
	PIPE	\$1,000	\$1,130	\$1,500	\$1,630	\$1,770	\$1,840	\$1,900	\$1,950	\$1,950	\$2,090	\$2,230	\$2,590	\$2,740	\$2,890	\$1,420,070
	TOTAL	\$2,210	\$2,510	\$3,230	\$3,700	\$4,190	\$4,430	\$4,620	\$4,800	\$4,800	\$5,280	\$6,110	\$8,240	\$8,790	\$9,370	\$3,497,590
AC	BASIN	\$640	\$730	\$920	\$1,100	\$1,280	\$1,370	\$1,440	\$1,520	\$1,520	\$1,700	\$2,060	\$3,000	\$3,210	\$3,440	\$1,095,117
	PIPE	\$890	\$1,010	\$1,340	\$1,460	\$1,580	\$1,650	\$1,700	\$1,740	\$1,740	\$1,870	\$1,990	\$2,320	\$2,450	\$2,580	\$1,164,819
	TOTAL	\$1,530	\$1,740	\$2,260	\$2,560	\$2,860	\$3,020	\$3,140	\$3,260	\$3,260	\$3,570	\$4,050	\$5,320	\$5,660	\$6,020	\$2,259,936
AD	BASIN	\$1,740	\$1,990	\$2,490	\$2,980	\$3,490	\$3,730	\$3,920	\$4,110	\$4,110	\$4,600	\$5,590	\$8,140	\$8,710	\$9,340	\$1,418,670
	PIPE	\$480	\$540	\$720	\$780	\$840	\$880	\$910	\$930	\$930	\$1,000	\$1,060	\$1,230	\$1,310	\$1,380	\$330,500
	TOTAL	\$2,220	\$2,530	\$3,210	\$3,760	\$4,330	\$4,610	\$4,830	\$5,040	\$5,040	\$5,600	\$6,650	\$9,370	\$10,020	\$10,720	\$1,749,170
AE	BASIN	\$2,420	\$2,760	\$3,460	\$4,130	\$4,840	\$5,170	\$5,440	\$5,710	\$5,710	\$6,380	\$7,760	\$11,290	\$12,090	\$12,960	\$3,424,140
	PIPE	\$660	\$740	\$980	\$1,070	\$1,160	\$1,210	\$1,250	\$1,280	\$1,280	\$1,370	\$1,460	\$1,700	\$1,800	\$1,900	\$745,210
	TOTAL	\$3,080	\$3,500	\$4,440	\$5,200	\$6,000	\$6,380	\$6,690	\$6,990	\$6,990	\$7,750	\$9,220	\$12,990	\$13,890	\$14,860	\$4,169,350
AF	BASIN	\$1,120	\$1,270	\$1,600	\$1,910	\$2,240	\$2,390	\$2,510	\$2,640	\$2,640	\$2,950	\$3,590	\$5,220	\$5,590	\$5,990	\$1,879,470
	PIPE	\$500	\$570	\$750	\$820	\$890	\$920	\$950	\$980	\$980	\$1,050	\$1,120	\$1,300	\$1,380	\$1,450	\$508,340
	TOTAL	\$1,620	\$1,840	\$2,350	\$2,730	\$3,130	\$3,310	\$3,460	\$3,620	\$3,620	\$4,000	\$4,710	\$6,520	\$6,970	\$7,440	\$2,387,810
AG	BASIN	\$520	\$590	\$740	\$880	\$1,030	\$1,110	\$1,160	\$1,220	\$1,220	\$1,360	\$1,660	\$2,410	\$2,580	\$2,770	\$1,431,120
	PIPE	\$1,710	\$1,930	\$2,570	\$2,790	\$3,030	\$3,150	\$3,250	\$3,340	\$3,340	\$3,580	\$3,820	\$4,430	\$4,690	\$4,950	\$2,888,080
	TOTAL	\$2,230	\$2,520	\$3,310	\$3,670	\$4,060	\$4,260	\$4,410	\$4,560	\$4,560	\$4,940	\$5,480	\$6,840	\$7,270	\$7,720	\$4,319,200
AH	BASIN	\$1,900	\$2,170	\$2,720	\$3,250	\$3,800	\$4,070	\$4,280	\$4,490	\$4,490	\$5,020	\$6,100	\$8,880	\$9,500	\$10,190	\$6,018,440
	PIPE	\$2,570	\$2,900	\$3,850	\$4,190	\$4,550	\$4,730	\$4,880	\$5,010	\$5,010	\$5,370	\$5,730	\$6,650	\$7,040	\$7,430	\$4,681,450
	TOTAL	\$4,470	\$5,070	\$6,570	\$7,440	\$8,350	\$8,800	\$9,160	\$9,500	\$9,500	\$10,390	\$11,830	\$15,530	\$16,540	\$17,620	\$10,699,890
AI	BASIN	\$1,820	\$2,070	\$2,600	\$3,110	\$3,630	\$3,890	\$4,090	\$4,290	\$4,290	\$4,800	\$5,830	\$8,490	\$9,090	\$9,740	\$2,994,260
	PIPE	\$4,090	\$4,620	\$6,130	\$6,660	\$7,230	\$7,520	\$7,760	\$7,970	\$7,970	\$8,540	\$9,110	\$10,580	\$11,190	\$11,810	\$4,415,880
	TOTAL	\$5,910	\$6,690	\$8,730	\$9,770	\$10,860	\$11,410	\$11,850	\$12,260	\$12,260	\$13,340	\$14,940	\$19,070	\$20,280	\$21,550	\$7,410,140
AJ	BASIN	\$2,280	\$2,600	\$3,270	\$3,910	\$4,570	\$4,890	\$5,140	\$5,390	\$5,390	\$6,030	\$7,330	\$10,660	\$11,420	\$12,240	\$2,096,600
	PIPE	\$620	\$700	\$930	\$1,010	\$1,100	\$1,140	\$1,180	\$1,210	\$1,210	\$1,300	\$1,390	\$1,610	\$1,700	\$1,800	\$460,970
	TOTAL	\$2,900	\$3,300	\$4,200	\$4,920	\$5,670	\$6,030	\$6,320	\$6,600	\$6,600	\$7,330	\$8,720	\$12,270	\$13,120	\$14,040	\$2,557,570
AK	BASIN	\$1,480	\$1,690	\$2,120	\$2,530	\$2,960	\$3,170	\$3,330	\$3,490	\$3,490	\$3,910	\$4,750	\$6,910	\$7,400	\$7,940	\$4,507,940
	PIPE	\$2,490	\$2,810	\$3,740	\$4,060	\$4,410	\$4,580	\$4,730	\$4,860	\$4,860	\$5,210	\$5,560	\$6,450	\$6,830	\$7,200	\$5,654,190
	TOTAL	\$3,970	\$4,500	\$5,860	\$6,590	\$7,370	\$7,750	\$8,060	\$8,350	\$8,350	\$9,120	\$10,310	\$13,360	\$14,230	\$15,140	\$10,162,130
AL	BASIN	\$1,430	\$1,640	\$2,050	\$2,450	\$2,870	\$3,070	\$3,230	\$3,390	\$3,390	\$3,790	\$4,600	\$6,700	\$7,170	\$7,690	\$3,468,170
	PIPE	\$3,010	\$3,400	\$4,510	\$4,900	\$5,320	\$5,530	\$5,710	\$5,860	\$5,860	\$6,280	\$6,710	\$7,790	\$8,240	\$8,690	\$5,608,620
	TOTAL	\$4,440	\$5,040	\$6,560	\$7,350	\$8,190	\$8,600	\$8,940	\$9,250	\$9,250	\$10,070	\$11,310	\$14,490	\$15,410	\$16,380	\$9,076,790
AM	BASIN	\$2,370	\$2,370	\$2,970	\$3,550	\$4,150	\$4,450	\$4,670	\$4,900	\$4,900	\$5,480	\$6,670	\$9,700	\$10,390	\$11,130	\$1,260,966
	PIPE	\$5,950	\$5,950	\$7,900	\$8,590	\$9,330	\$9,700	\$10,010	\$10,280	\$10,280	\$11,010	\$11,750	\$13,650	\$14,440	\$15,230	\$2,886,860
	TOTAL	\$8,320	\$8,320	\$10,870	\$12,140	\$13,480	\$14,150	\$14,680	\$15,180	\$15,180	\$16,490	\$18,420	\$23,350	\$24,830	\$26,360	\$4,147,826

DRAINAGE FEE SCHEDULE FOR ZONE 1: PLANNED LOCAL DRAINAGE AREAS																
Area		AE-5, A-L, O	A1, A2, RR	R-1-E, R-1-EH, R-A	R-1-A, R-1-AH	R-1-B, R-1-C, RE	R-1 40%	R-1 45%	R-1 50%	R-2, M-H	R-3	R-4, T-P	M-1, M-2, M-3, C-R, M-1-P, S-L	C-P, C-M, R-P	C-1, C-2, C-3, C-4, C-5, C-6, C-L, P	Total Cost
AN	BASIN	\$2,400	\$2,730	\$3,430	\$4,100	\$4,800	\$5,130	\$5,400	\$5,660	\$5,660	\$6,330	\$7,700	\$11,200	\$11,990	\$12,860	\$3,395,970
	PIPE	\$2,190	\$2,470	\$3,280	\$3,560	\$3,870	\$4,020	\$4,150	\$4,260	\$4,260	\$4,570	\$4,870	\$5,660	\$5,990	\$6,320	\$2,607,460
	TOTAL	\$4,590	\$5,200	\$6,710	\$7,660	\$8,670	\$9,150	\$9,550	\$9,920	\$9,920	\$10,900	\$12,570	\$16,860	\$17,980	\$19,180	\$6,003,430
AO	BASIN	\$2,240	\$2,560	\$3,210	\$3,840	\$4,490	\$4,800	\$5,050	\$5,300	\$5,300	\$5,920	\$7,200	\$10,480	\$11,220	\$12,030	\$4,039,420
	PIPE	\$7,030	\$7,940	\$10,540	\$11,460	\$12,440	\$12,930	\$13,360	\$13,710	\$13,710	\$14,690	\$15,680	\$18,210	\$19,260	\$20,310	\$9,474,630
	TOTAL	\$9,270	\$10,500	\$13,750	\$15,300	\$16,930	\$17,730	\$18,410	\$19,010	\$19,010	\$20,610	\$22,880	\$28,690	\$30,480	\$32,340	\$13,514,050
AQ	BASIN	\$2,300	\$2,620	\$3,290	\$3,930	\$4,600	\$4,920	\$5,170	\$5,420	\$5,420	\$6,070	\$7,380	\$10,730	\$11,490	\$12,310	\$4,453,130
	PIPE	\$6,480	\$7,320	\$9,720	\$10,560	\$11,470	\$11,920	\$12,310	\$12,630	\$12,630	\$13,540	\$14,440	\$16,780	\$17,750	\$18,720	\$8,740,280
	TOTAL	\$8,780	\$9,940	\$13,010	\$14,490	\$16,070	\$16,840	\$17,480	\$18,050	\$18,050	\$19,610	\$21,820	\$27,510	\$29,240	\$31,030	\$13,193,410
AR	BASIN	\$2,590	\$2,950	\$3,700	\$4,430	\$5,180	\$5,540	\$5,830	\$6,110	\$6,110	\$6,840	\$8,310	\$12,090	\$12,950	\$13,880	\$5,324,900
	PIPE	\$8,640	\$9,760	\$12,960	\$14,080	\$15,290	\$15,890	\$16,410	\$16,840	\$16,840	\$18,050	\$19,260	\$22,370	\$23,660	\$24,960	\$10,991,830
	TOTAL	\$11,230	\$12,710	\$16,660	\$18,510	\$20,470	\$21,430	\$22,240	\$22,950	\$22,950	\$24,890	\$27,570	\$34,460	\$36,610	\$38,840	\$16,316,730
AS	BASIN	\$1,980	\$2,250	\$2,830	\$3,380	\$3,950	\$4,230	\$4,450	\$4,670	\$4,670	\$5,220	\$6,350	\$9,230	\$9,890	\$10,600	\$6,258,030
	PIPE	\$7,080	\$8,010	\$10,630	\$11,550	\$12,540	\$13,040	\$13,460	\$13,820	\$13,820	\$14,810	\$15,800	\$18,350	\$19,410	\$20,470	\$15,784,750
	TOTAL	\$9,060	\$10,260	\$13,460	\$14,930	\$16,490	\$17,270	\$17,910	\$18,490	\$18,490	\$20,030	\$22,150	\$27,580	\$29,300	\$31,070	\$22,042,780
AU	BASIN	\$5,290	\$6,030	\$7,560	\$9,040	\$10,570	\$11,310	\$11,900	\$12,480	\$12,480	\$13,960	\$16,970	\$24,690	\$26,440	\$28,340	\$4,593,870
	PIPE	\$6,280	\$7,090	\$9,420	\$10,230	\$11,110	\$11,550	\$11,930	\$12,240	\$12,240	\$13,120	\$14,000	\$16,260	\$17,200	\$18,140	\$19,454,790
	TOTAL	\$11,570	\$13,120	\$16,980	\$19,270	\$21,680	\$22,860	\$23,830	\$24,720	\$24,720	\$27,080	\$30,970	\$40,950	\$43,640	\$46,480	\$9,048,660
AV	BASIN	\$2,020	\$2,300	\$2,890	\$3,460	\$4,040	\$4,330	\$4,550	\$4,770	\$4,770	\$5,340	\$6,490	\$9,440	\$10,110	\$10,840	\$6,833,560
	PIPE	\$10,140	\$11,460	\$15,210	\$16,530	\$17,950	\$18,660	\$19,260	\$19,770	\$19,770	\$21,190	\$22,610	\$26,260	\$27,780	\$29,300	\$19,408,650
	TOTAL	\$12,160	\$13,760	\$18,100	\$19,990	\$21,990	\$22,990	\$23,810	\$24,540	\$24,540	\$26,530	\$29,100	\$35,700	\$37,890	\$40,140	\$26,242,210
AW1	BASIN	\$1,640	\$1,870	\$2,340	\$2,800	\$3,280	\$3,510	\$3,690	\$3,870	\$3,870	\$4,330	\$5,260	\$7,660	\$8,200	\$8,790	\$2,412,760
	PIPE	\$10,230	\$11,560	\$15,350	\$16,680	\$18,110	\$18,830	\$19,440	\$19,950	\$19,950	\$21,390	\$22,820	\$26,500	\$28,040	\$29,570	\$8,352,480
	TOTAL	\$11,870	\$13,430	\$17,690	\$19,480	\$21,390	\$22,340	\$23,130	\$23,820	\$23,820	\$25,720	\$28,080	\$34,160	\$36,240	\$38,360	\$10,765,240
AW2	BASIN	\$1,230	\$1,410	\$1,760	\$2,110	\$2,470	\$2,640	\$2,780	\$2,910	\$2,910	\$3,260	\$3,960	\$5,760	\$6,170	\$6,620	\$1,917,400
	PIPE	\$1,000	\$1,130	\$1,490	\$1,620	\$1,760	\$1,830	\$1,890	\$1,940	\$1,940	\$2,080	\$2,220	\$2,580	\$2,730	\$2,880	\$858,100
	TOTAL	\$2,230	\$2,540	\$3,250	\$3,730	\$4,230	\$4,470	\$4,670	\$4,850	\$4,850	\$5,340	\$6,180	\$8,340	\$8,900	\$9,500	\$2,775,500
AX	BASIN	\$1,290	\$1,470	\$1,850	\$2,210	\$2,590	\$2,770	\$2,910	\$3,050	\$3,050	\$3,420	\$4,150	\$6,040	\$6,470	\$6,930	\$2,047,230
	PIPE	\$2,220	\$2,510	\$3,330	\$3,620	\$3,930	\$4,080	\$4,220	\$4,330	\$4,330	\$4,640	\$4,950	\$5,750	\$6,080	\$6,410	\$1,947,650
	TOTAL	\$3,510	\$3,980	\$5,180	\$5,830	\$6,520	\$6,850	\$7,130	\$7,380	\$7,380	\$8,060	\$9,100	\$11,790	\$12,550	\$13,340	\$3,994,880
AY	BASIN	\$2,330	\$2,660	\$3,330	\$3,990	\$4,660	\$4,990	\$5,240	\$5,500	\$5,500	\$6,150	\$7,480	\$10,880	\$11,650	\$12,490	\$4,248,570
	PIPE	\$4,320	\$4,880	\$6,470	\$7,040	\$7,640	\$7,940	\$8,200	\$8,420	\$8,420	\$9,020	\$9,630	\$11,180	\$11,830	\$12,480	\$4,364,380
	TOTAL	\$6,650	\$7,540	\$9,800	\$11,030	\$12,300	\$12,930	\$13,440	\$13,920	\$13,920	\$15,170	\$17,110	\$22,060	\$23,480	\$24,970	\$8,612,950
AZ	BASIN	\$670	\$760	\$950	\$1,140	\$1,330	\$1,430	\$1,500	\$1,570	\$1,570	\$1,760	\$2,140	\$3,110	\$3,330	\$3,570	\$1,802,320
	PIPE	\$2,740	\$3,100	\$4,110	\$4,470	\$4,850	\$5,040	\$5,210	\$5,340	\$5,340	\$5,730	\$6,110	\$7,100	\$7,510	\$7,920	\$4,302,380
	TOTAL	\$3,410	\$3,860	\$5,060	\$5,610	\$6,180	\$6,470	\$6,710	\$6,910	\$6,910	\$7,490	\$8,250	\$10,210	\$10,840	\$11,490	\$6,104,700
BC	BASIN	\$1,950	\$2,230	\$2,800	\$3,340	\$3,910	\$4,180	\$4,400	\$4,610	\$4,610	\$5,160	\$6,270	\$9,130	\$9,770	\$10,480	\$5,395,560
	PIPE	\$3,560	\$4,030	\$5,340	\$5,810	\$6,310	\$6,560	\$6,770	\$6,950	\$6,950	\$7,450	\$7,950	\$9,230	\$9,760	\$10,300	\$7,213,140
	TOTAL	\$5,510	\$6,260	\$8,140	\$9,150	\$10,220	\$10,740	\$11,170	\$11,560	\$11,560	\$12,610	\$14,220	\$18,360	\$19,530	\$20,780	\$12,608,700

DRAINAGE FEE SCHEDULE FOR ZONE 1: PLANNED LOCAL DRAINAGE AREAS

Area		AE-5, A-L, O	A1, A2, RR	R-1-E, R-1-EH, R-A	R-1-A, R-1-AH	R-1-B, R-1-C, RE	R-1 40%	R-1 45%	R-1 50%	R-2, M-H	R-3	R-4, T-P	M-1, M-2, M-3, C-R, M-1-P, S-L	C-P, C-M, R-P	C-1, C-2, C-3, C-4, C-5, C-6, C-L, P	Total Cost
BD	BASIN	\$1,930	\$2,200	\$2,760	\$3,300	\$3,860	\$4,130	\$4,340	\$4,550	\$4,550	\$5,100	\$6,200	\$9,010	\$9,650	\$10,340	\$3,195,040
	PIPE	\$3,820	\$4,320	\$5,730	\$6,230	\$6,760	\$7,030	\$7,260	\$7,450	\$7,450	\$7,990	\$8,520	\$9,900	\$10,470	\$11,050	\$4,229,700
	TOTAL	\$5,750	\$6,520	\$8,490	\$9,530	\$10,620	\$11,160	\$11,600	\$12,000	\$12,000	\$13,090	\$14,720	\$18,910	\$20,120	\$21,390	\$7,424,740
BE	BASIN	\$1,820	\$2,080	\$2,610	\$3,120	\$3,650	\$3,900	\$4,100	\$4,300	\$4,300	\$4,810	\$5,850	\$8,510	\$9,110	\$9,770	\$1,749,940
	PIPE	\$2,660	\$3,010	\$4,000	\$4,340	\$4,720	\$4,900	\$5,060	\$5,200	\$5,200	\$5,570	\$5,940	\$6,900	\$7,300	\$7,700	\$2,147,830
	TOTAL	\$4,480	\$5,090	\$6,610	\$7,460	\$8,370	\$8,800	\$9,160	\$9,500	\$9,500	\$10,380	\$11,790	\$15,410	\$16,410	\$17,470	\$3,897,770
BF	BASIN	\$2,510	\$2,860	\$3,580	\$4,290	\$5,010	\$5,360	\$5,640	\$5,920	\$5,920	\$6,620	\$8,050	\$11,710	\$12,530	\$13,440	\$2,187,610
	PIPE	\$1,610	\$1,820	\$2,410	\$2,620	\$2,840	\$2,960	\$3,050	\$3,130	\$3,130	\$3,360	\$3,580	\$4,160	\$4,400	\$4,640	\$1,135,210
	TOTAL	\$4,120	\$4,680	\$5,990	\$6,910	\$7,850	\$8,320	\$8,690	\$9,050	\$9,050	\$9,980	\$11,630	\$15,870	\$16,930	\$18,080	\$3,322,820
BG	BASIN	\$2,090	\$2,380	\$2,990	\$3,570	\$4,170	\$4,470	\$4,700	\$4,930	\$4,930	\$5,510	\$6,700	\$9,750	\$10,440	\$11,190	\$4,867,460
	PIPE	\$4,470	\$5,050	\$6,710	\$7,290	\$7,920	\$8,230	\$8,500	\$8,720	\$8,720	\$9,350	\$9,970	\$11,580	\$12,250	\$12,920	\$6,974,230
	TOTAL	\$6,560	\$7,430	\$9,700	\$10,860	\$12,090	\$12,700	\$13,200	\$13,650	\$13,650	\$14,860	\$16,670	\$21,330	\$22,690	\$24,110	\$11,841,690
BH	BASIN	\$1,150	\$1,310	\$1,640	\$1,960	\$2,290	\$2,450	\$2,580	\$2,710	\$2,710	\$3,030	\$3,680	\$5,350	\$5,730	\$6,150	\$2,287,720
	PIPE	\$5,280	\$5,970	\$7,920	\$8,610	\$9,350	\$9,720	\$10,040	\$10,300	\$10,300	\$11,040	\$11,780	\$13,680	\$14,470	\$15,270	\$9,276,640
	TOTAL	\$6,430	\$7,280	\$9,560	\$10,570	\$11,640	\$12,170	\$12,620	\$13,010	\$13,010	\$14,070	\$15,460	\$19,030	\$20,200	\$21,420	\$11,564,360
BJ	BASIN	\$1,270	\$1,450	\$1,810	\$2,170	\$2,540	\$2,720	\$2,860	\$3,000	\$3,000	\$3,350	\$4,070	\$5,930	\$6,350	\$6,800	\$1,578,630
	PIPE	\$4,390	\$4,960	\$6,590	\$7,160	\$7,770	\$8,080	\$8,340	\$8,560	\$8,560	\$9,180	\$9,790	\$11,370	\$12,030	\$12,690	\$3,021,160
	TOTAL	\$5,660	\$6,410	\$8,400	\$9,330	\$10,310	\$10,800	\$11,200	\$11,560	\$11,560	\$12,530	\$13,860	\$17,300	\$18,380	\$19,490	\$4,599,790
BK	BASIN	\$2,560	\$2,920	\$3,670	\$4,390	\$5,130	\$5,490	\$5,770	\$6,050	\$6,050	\$6,770	\$8,230	\$11,980	\$12,820	\$13,750	\$2,601,430
	PIPE	\$3,190	\$3,600	\$4,780	\$5,190	\$5,640	\$5,860	\$6,050	\$6,210	\$6,210	\$6,660	\$7,100	\$8,250	\$8,730	\$9,210	\$2,059,360
	TOTAL	\$5,750	\$6,520	\$8,450	\$9,580	\$10,770	\$11,350	\$11,820	\$12,260	\$12,260	\$13,430	\$15,330	\$20,230	\$21,550	\$22,960	\$4,660,790
BL	BASIN	\$1,800	\$2,060	\$2,580	\$3,080	\$3,610	\$3,860	\$4,060	\$4,260	\$4,260	\$4,760	\$5,790	\$8,420	\$9,020	\$9,670	\$5,290,310
	PIPE	\$6,670	\$7,540	\$10,000	\$10,870	\$11,810	\$12,270	\$12,670	\$13,010	\$13,010	\$13,940	\$14,870	\$17,270	\$18,270	\$19,280	\$12,278,990
	TOTAL	\$8,470	\$9,600	\$12,580	\$13,950	\$15,420	\$16,130	\$16,730	\$17,270	\$17,270	\$18,700	\$20,660	\$25,690	\$27,290	\$28,950	\$17,569,300
BM	BASIN	\$1,120	\$1,280	\$1,600	\$1,910	\$2,240	\$2,400	\$2,520	\$2,640	\$2,640	\$2,960	\$3,590	\$5,230	\$5,600	\$6,000	\$4,581,960
	PIPE	\$4,380	\$4,950	\$6,580	\$7,150	\$7,760	\$8,070	\$8,330	\$8,550	\$8,550	\$9,160	\$9,780	\$11,350	\$12,010	\$12,670	\$13,241,540
	TOTAL	\$5,500	\$6,230	\$8,180	\$9,060	\$10,000	\$10,470	\$10,850	\$11,190	\$11,190	\$12,120	\$13,370	\$16,580	\$17,610	\$18,670	\$17,823,500
BO	BASIN	\$1,620	\$1,840	\$2,310	\$2,770	\$3,230	\$3,460	\$3,640	\$3,820	\$3,820	\$4,270	\$5,190	\$7,550	\$8,090	\$8,670	\$1,849,550
	PIPE	\$1,970	\$2,230	\$2,960	\$3,220	\$3,500	\$3,630	\$3,750	\$3,850	\$3,850	\$4,130	\$4,400	\$5,110	\$5,410	\$5,710	\$1,721,030
	TOTAL	\$3,590	\$4,070	\$5,270	\$5,990	\$6,730	\$7,090	\$7,390	\$7,670	\$7,670	\$8,400	\$9,590	\$12,660	\$13,500	\$14,380	\$3,570,580
BP	BASIN	\$4,330	\$4,940	\$6,200	\$7,410	\$8,670	\$9,270	\$9,750	\$10,220	\$10,220	\$11,440	\$13,910	\$20,230	\$21,660	\$23,220	\$2,862,830
	PIPE	\$6,080	\$6,880	\$9,130	\$9,920	\$10,770	\$11,190	\$11,560	\$11,860	\$11,860	\$12,720	\$13,570	\$15,760	\$16,670	\$17,580	\$2,229,620
	TOTAL	\$10,410	\$11,820	\$15,330	\$17,330	\$19,440	\$20,460	\$21,310	\$22,080	\$22,080	\$24,160	\$27,480	\$35,990	\$38,330	\$40,800	\$5,092,450
BQ	BASIN	\$1,800	\$2,050	\$2,580	\$3,080	\$3,600	\$3,850	\$4,050	\$4,250	\$4,250	\$4,760	\$5,780	\$8,410	\$9,010	\$9,660	\$3,292,780
	PIPE	\$4,280	\$4,840	\$6,430	\$6,980	\$7,580	\$7,880	\$8,140	\$8,350	\$8,350	\$8,950	\$9,550	\$11,100	\$11,740	\$12,380	\$5,012,050
	TOTAL	\$6,080	\$6,890	\$9,010	\$10,060	\$11,180	\$11,730	\$12,190	\$12,600	\$12,600	\$13,710	\$15,330	\$19,510	\$20,750	\$22,040	\$8,304,830
BR	BASIN	\$2,920	\$3,330	\$4,180	\$5,000	\$5,850	\$6,260	\$6,580	\$6,900	\$6,900	\$7,720	\$9,390	\$13,660	\$14,620	\$15,680	\$3,729,320
	PIPE	\$5,590	\$6,320	\$8,390	\$9,110	\$9,900	\$10,290	\$10,620	\$10,900	\$10,900	\$11,690	\$12,470	\$14,480	\$15,320	\$16,160	\$3,953,910
	TOTAL	\$8,510	\$9,650	\$12,570	\$14,110	\$15,750	\$16,550	\$17,200	\$17,800	\$17,800	\$19,410	\$21,860	\$28,140	\$29,940	\$31,840	\$7,683,230

DRAINAGE FEE SCHEDULE FOR ZONE 1: PLANNED LOCAL DRAINAGE AREAS

Area		AE-5, A-L, O	A1, A2, RR	R-1-E, R-1-EH, R-A	R-1-A, R-1-AH	R-1-B, R-1-C, RE	R-1 40%	R-1 45%	R-1 50%	R-2, M-H	R-3	R-4, T-P	M-1, M-2, M-3, C-R, M-1-P, S-L	C-P, C-M, R-P	C-1, C-2, C-3, C-4, C-5, C-6, C-L, P	Total Cost
BS	BASIN	\$2,130	\$2,430	\$3,040	\$3,640	\$4,260	\$4,560	\$4,790	\$5,020	\$5,020	\$5,620	\$6,830	\$9,940	\$10,650	\$11,410	\$6,234,910
	PIPE	\$5,590	\$6,320	\$8,390	\$9,110	\$9,900	\$10,290	\$10,620	\$10,900	\$10,900	\$11,680	\$12,470	\$14,480	\$15,320	\$16,160	\$12,592,560
	TOTAL	\$7,720	\$8,750	\$11,430	\$12,750	\$14,160	\$14,850	\$15,410	\$15,920	\$15,920	\$17,300	\$19,300	\$24,420	\$25,970	\$27,570	\$18,827,470
BT	BASIN	\$2,520	\$2,880	\$3,610	\$4,310	\$5,050	\$5,400	\$5,680	\$5,950	\$5,950	\$6,660	\$8,100	\$11,780	\$12,620	\$13,520	\$5,241,440
	PIPE	\$5,640	\$6,370	\$8,450	\$9,190	\$9,980	\$10,370	\$10,710	\$10,990	\$10,990	\$11,780	\$12,570	\$14,600	\$15,440	\$16,290	\$10,332,910
	TOTAL	\$8,160	\$9,250	\$12,060	\$13,500	\$15,030	\$15,770	\$16,390	\$16,940	\$16,940	\$18,440	\$20,670	\$26,380	\$28,060	\$29,810	\$15,574,350
BU	BASIN	\$670	\$760	\$960	\$1,150	\$1,340	\$1,440	\$1,510	\$1,580	\$1,580	\$1,770	\$2,150	\$3,130	\$3,350	\$3,600	\$3,014,950
	PIPE	\$2,490	\$2,810	\$3,730	\$4,060	\$4,400	\$4,580	\$4,730	\$4,850	\$4,850	\$5,200	\$5,550	\$6,440	\$6,820	\$7,190	\$6,553,900
	TOTAL	\$3,160	\$3,570	\$4,690	\$5,210	\$5,740	\$6,020	\$6,240	\$6,430	\$6,430	\$6,970	\$7,700	\$9,570	\$10,170	\$10,790	\$9,568,850
BV	BASIN	\$1,210	\$1,380	\$1,740	\$2,080	\$2,430	\$2,600	\$2,730	\$2,860	\$2,860	\$3,200	\$3,900	\$5,670	\$6,070	\$6,500	\$1,746,410
	PIPE	\$2,290	\$2,590	\$3,430	\$3,730	\$4,050	\$4,210	\$4,350	\$4,460	\$4,460	\$4,780	\$5,100	\$5,930	\$6,270	\$6,620	\$2,704,750
	TOTAL	\$3,500	\$3,970	\$5,170	\$5,810	\$6,480	\$6,810	\$7,080	\$7,320	\$7,320	\$7,980	\$9,000	\$11,600	\$12,340	\$13,120	\$4,451,160
BW	BASIN	\$970	\$1,110	\$1,390	\$1,660	\$1,940	\$2,080	\$2,190	\$2,300	\$2,300	\$2,570	\$3,120	\$4,540	\$4,860	\$5,210	\$1,211,930
	PIPE	\$1,090	\$1,240	\$1,640	\$1,780	\$1,940	\$2,010	\$2,080	\$2,130	\$2,130	\$2,290	\$2,440	\$2,830	\$3,000	\$3,160	\$1,082,900
	TOTAL	\$2,060	\$2,350	\$3,030	\$3,440	\$3,880	\$4,090	\$4,270	\$4,430	\$4,430	\$4,860	\$5,560	\$7,370	\$7,860	\$8,370	\$2,294,830
BX	BASIN	\$1,640	\$1,870	\$2,340	\$2,800	\$3,280	\$3,500	\$3,680	\$3,860	\$3,860	\$4,320	\$5,260	\$7,650	\$8,190	\$8,780	\$6,651,750
	PIPE	\$3,210	\$3,630	\$4,810	\$5,230	\$5,680	\$5,900	\$6,100	\$6,260	\$6,260	\$6,710	\$7,160	\$8,310	\$8,790	\$9,270	\$10,655,080
	TOTAL	\$4,850	\$5,500	\$7,150	\$8,030	\$8,960	\$9,400	\$9,780	\$10,120	\$10,120	\$11,030	\$12,420	\$15,960	\$16,980	\$18,050	\$17,306,830
*Note: A surcharge fee is in effect per Board Resolution No. 2017-864 Amended 2018-908, 2020-958, 2021-979, 2022-1009.																
BY1	BASIN	\$1,700	\$1,940	\$2,430	\$2,910	\$3,400	\$3,640	\$3,830	\$4,010	\$4,010	\$4,490	\$5,460	\$7,940	\$8,500	\$9,110	\$4,679,230
	PIPE	\$1,180	\$1,340	\$1,780	\$1,930	\$2,100	\$2,180	\$2,250	\$2,310	\$2,310	\$2,470	\$2,640	\$3,070	\$3,240	\$3,420	\$3,205,710
	TOTAL	\$2,880	\$3,280	\$4,210	\$4,840	\$5,500	\$5,820	\$6,080	\$6,320	\$6,320	\$6,960	\$8,100	\$11,010	\$11,740	\$12,530	\$7,884,940
BY2	BASIN	\$1,940	\$2,220	\$2,780	\$3,330	\$3,890	\$4,160	\$4,380	\$4,590	\$4,590	\$5,130	\$6,240	\$9,080	\$9,720	\$10,420	\$4,600,910
	PIPE	\$9,230	\$10,430	\$13,850	\$15,040	\$16,340	\$16,980	\$17,540	\$18,000	\$18,000	\$19,290	\$20,580	\$23,910	\$25,290	\$26,670	\$18,256,030
	TOTAL	\$11,170	\$12,650	\$16,630	\$18,370	\$20,230	\$21,140	\$21,920	\$22,590	\$22,590	\$24,420	\$26,820	\$32,990	\$35,010	\$37,090	\$22,856,940
BZ	BASIN	\$3,040	\$3,470	\$4,350	\$5,200	\$6,090	\$6,510	\$6,850	\$7,180	\$7,180	\$8,030	\$9,770	\$14,210	\$15,210	\$16,310	\$3,865,120
	PIPE	\$2,140	\$2,410	\$3,200	\$3,480	\$3,780	\$3,930	\$4,060	\$4,160	\$4,160	\$4,460	\$4,760	\$5,530	\$5,850	\$6,170	\$2,304,640
	TOTAL	\$5,180	\$5,880	\$7,550	\$8,680	\$9,870	\$10,440	\$10,910	\$11,340	\$11,340	\$12,490	\$14,530	\$19,740	\$21,060	\$22,480	\$6,169,760
CD	BASIN	\$3,680	\$4,190	\$5,260	\$6,290	\$7,360	\$7,870	\$8,280	\$8,680	\$8,680	\$9,710	\$11,810	\$17,180	\$18,400	\$19,720	\$5,587,300
	PIPE	\$5,870	\$6,640	\$8,810	\$9,570	\$10,400	\$10,810	\$11,160	\$11,450	\$11,450	\$12,270	\$13,100	\$15,210	\$16,090	\$16,970	\$7,024,710
	TOTAL	\$9,550	\$10,830	\$14,070	\$15,860	\$17,760	\$18,680	\$19,440	\$20,130	\$20,130	\$21,980	\$24,910	\$32,390	\$34,490	\$36,690	\$12,612,010
CE	BASIN	\$1,340	\$1,520	\$1,910	\$2,280	\$2,670	\$2,860	\$3,010	\$3,150	\$3,150	\$3,530	\$4,290	\$6,240	\$6,680	\$7,160	\$3,951,400
	PIPE	\$9,220	\$10,420	\$13,830	\$15,030	\$16,320	\$16,970	\$17,520	\$17,980	\$17,980	\$19,280	\$20,570	\$23,890	\$25,270	\$26,650	\$15,127,760
	TOTAL	\$10,560	\$11,940	\$15,740	\$17,310	\$18,990	\$19,830	\$20,530	\$21,130	\$21,130	\$22,810	\$24,860	\$30,130	\$31,950	\$33,810	\$19,079,160
CF	BASIN	\$1,210	\$1,370	\$1,720	\$2,060	\$2,410	\$2,580	\$2,710	\$2,840	\$2,840	\$3,180	\$3,870	\$5,630	\$6,030	\$6,460	\$3,712,570
	PIPE	\$7,540	\$8,520	\$11,310	\$12,290	\$13,340	\$13,870	\$14,320	\$14,700	\$14,700	\$15,760	\$16,810	\$19,530	\$20,660	\$21,790	\$12,878,790
	TOTAL	\$8,750	\$9,890	\$13,030	\$14,350	\$15,750	\$16,450	\$17,030	\$17,540	\$17,540	\$18,940	\$20,680	\$25,160	\$26,690	\$28,250	\$16,591,360
CG	BASIN	\$3,910	\$4,460	\$5,590	\$6,680	\$7,820	\$8,360	\$8,790	\$9,220	\$9,220	\$10,320	\$12,550	\$18,250	\$19,540	\$20,950	\$7,342,520
	PIPE	\$7,770	\$8,780	\$11,660	\$12,670	\$13,760	\$14,300	\$14,770	\$15,160	\$15,160	\$16,250	\$17,340	\$20,130	\$21,300	\$22,470	\$12,221,050
	TOTAL	\$11,680	\$13,240	\$17,250	\$19,350	\$21,580	\$22,660	\$23,560	\$24,380	\$24,380	\$26,570	\$29,890	\$38,380	\$40,840	\$43,420	\$19,563,570

DRAINAGE FEE SCHEDULE FOR ZONE 1: PLANNED LOCAL DRAINAGE AREAS

Area		AE-5, A-L, O	A1, A2, RR	R-1-E, R-1-EH, R-A	R-1-A, R-1-AH	R-1-B, R-1-C, RE	R-1 40%	R-1 45%	R-1 50%	R-2, M-H	R-3	R-4, T-P	M-1, M-2, M-3, C-R, M-1-P, S-L	C-P, C-M, R-P	C-1, C-2, C-3, C-4, C-5, C-6, C-L, P	Total Cost
CH	BASIN	\$2,590	\$2,960	\$3,710	\$4,440	\$5,190	\$5,550	\$5,840	\$6,120	\$6,120	\$6,850	\$8,330	\$12,120	\$12,970	\$13,910	\$5,031,090
	PIPE	\$9,580	\$10,820	\$14,370	\$15,610	\$16,950	\$17,630	\$18,200	\$18,680	\$18,680	\$20,020	\$21,360	\$24,810	\$26,250	\$27,680	\$15,609,210
	TOTAL	\$12,170	\$13,780	\$18,080	\$20,050	\$22,140	\$23,180	\$24,040	\$24,800	\$24,800	\$26,870	\$29,690	\$36,930	\$39,220	\$41,590	\$20,640,300
CI	BASIN	\$2,520	\$2,870	\$3,600	\$4,310	\$5,040	\$5,390	\$5,670	\$5,940	\$5,940	\$6,650	\$8,080	\$11,760	\$12,590	\$13,500	\$2,464,990
	PIPE	\$3,880	\$4,390	\$5,820	\$6,330	\$6,870	\$7,140	\$7,380	\$7,570	\$7,570	\$8,110	\$8,660	\$10,060	\$10,640	\$11,220	\$3,172,550
	TOTAL	\$6,400	\$7,260	\$9,420	\$10,640	\$11,910	\$12,530	\$13,050	\$13,510	\$13,510	\$14,760	\$16,740	\$21,820	\$23,230	\$24,720	\$5,637,540
CJ	BASIN	\$3,400	\$3,880	\$4,860	\$5,820	\$6,800	\$7,280	\$7,650	\$8,030	\$8,030	\$8,980	\$10,920	\$15,880	\$17,000	\$18,230	\$6,476,990
	PIPE	\$7,860	\$8,880	\$11,790	\$12,810	\$13,910	\$14,460	\$14,930	\$15,330	\$15,330	\$16,430	\$17,530	\$20,360	\$21,540	\$22,720	\$12,700,370
	TOTAL	\$11,260	\$12,760	\$16,650	\$18,630	\$20,710	\$21,740	\$22,580	\$23,360	\$23,360	\$25,410	\$28,450	\$36,240	\$38,540	\$40,950	\$19,177,360
CK	BASIN	\$2,810	\$3,200	\$4,010	\$4,800	\$5,610	\$6,000	\$6,310	\$6,620	\$6,620	\$7,410	\$9,010	\$13,100	\$14,030	\$15,040	\$4,377,110
	PIPE	\$7,250	\$8,200	\$10,880	\$11,820	\$12,840	\$13,350	\$13,780	\$14,140	\$14,140	\$15,160	\$16,170	\$18,790	\$19,870	\$20,960	\$9,566,040
	TOTAL	\$10,060	\$11,400	\$14,890	\$16,620	\$18,450	\$19,350	\$20,090	\$20,760	\$20,760	\$22,570	\$25,180	\$31,890	\$33,900	\$36,000	\$13,943,150
CL	BASIN	\$880	\$1,010	\$1,260	\$1,510	\$1,770	\$1,890	\$1,990	\$2,090	\$2,090	\$2,330	\$2,840	\$4,130	\$4,420	\$4,740	\$2,320,120
	PIPE	\$1,190	\$1,350	\$1,790	\$1,940	\$2,110	\$2,200	\$2,270	\$2,330	\$2,330	\$2,490	\$2,660	\$3,090	\$3,270	\$3,450	\$2,269,940
	TOTAL	\$2,070	\$2,360	\$3,050	\$3,450	\$3,880	\$4,090	\$4,260	\$4,420	\$4,420	\$4,820	\$5,500	\$7,220	\$7,690	\$8,190	\$4,590,060
CM	BASIN	\$440	\$500	\$630	\$750	\$880	\$940	\$990	\$1,040	\$1,040	\$1,160	\$1,410	\$2,050	\$2,200	\$2,360	\$1,152,080
	PIPE	\$750	\$840	\$1,120	\$1,210	\$1,320	\$1,370	\$1,420	\$1,450	\$1,450	\$1,560	\$1,660	\$1,930	\$2,040	\$2,150	\$1,277,680
	TOTAL	\$1,190	\$1,340	\$1,750	\$1,960	\$2,200	\$2,310	\$2,410	\$2,490	\$2,490	\$2,720	\$3,070	\$3,980	\$4,240	\$4,510	\$2,429,760
*Note: A surcharge fee is in effect per Board Resolution No.1228.																
CN	BASIN	\$210	\$240	\$300	\$360	\$420	\$450	\$470	\$490	\$490	\$550	\$670	\$980	\$1,050	\$1,120	\$691,340
	PIPE	\$900	\$1,020	\$1,360	\$1,470	\$1,600	\$1,660	\$1,720	\$1,760	\$1,760	\$1,890	\$2,010	\$2,340	\$2,480	\$2,610	\$1,860,470
	TOTAL	\$1,110	\$1,260	\$1,660	\$1,830	\$2,020	\$2,110	\$2,190	\$2,250	\$2,250	\$2,440	\$2,680	\$3,320	\$3,530	\$3,730	\$2,551,810
*Note: A surcharge fee is in effect per Board Resolution Nos. 1159, 1342, 1414, & 1422.																
CO1	BASIN	\$880	\$1,000	\$1,250	\$1,500	\$1,760	\$1,880	\$1,970	\$2,070	\$2,070	\$2,320	\$2,820	\$4,100	\$4,390	\$4,700	\$868,070
	PIPE	\$1,580	\$1,780	\$2,360	\$2,570	\$2,790	\$2,900	\$3,000	\$3,070	\$3,070	\$3,290	\$3,520	\$4,080	\$4,320	\$4,560	\$1,226,900
	TOTAL	\$2,460	\$2,780	\$3,610	\$4,070	\$4,550	\$4,780	\$4,970	\$5,140	\$5,140	\$5,610	\$6,340	\$8,180	\$8,710	\$9,260	\$2,094,970
CP	BASIN	\$4,860	\$5,540	\$6,950	\$8,310	\$9,720	\$10,400	\$10,940	\$11,470	\$11,470	\$12,830	\$15,610	\$22,700	\$24,310	\$26,060	\$3,773,610
	PIPE	\$9,040	\$10,220	\$13,560	\$14,740	\$16,000	\$16,640	\$17,180	\$17,630	\$17,630	\$18,900	\$20,160	\$23,420	\$24,770	\$26,130	\$5,576,710
	TOTAL	\$13,900	\$15,760	\$20,510	\$23,050	\$25,720	\$27,040	\$28,120	\$29,100	\$29,100	\$31,730	\$35,770	\$46,120	\$49,080	\$52,190	\$9,350,320
CQ	BASIN	\$3,680	\$4,200	\$5,270	\$6,300	\$7,360	\$7,880	\$8,280	\$8,690	\$8,690	\$9,720	\$11,820	\$17,200	\$18,410	\$19,740	\$3,911,440
	PIPE	\$6,260	\$7,070	\$9,390	\$10,200	\$11,080	\$11,520	\$11,890	\$12,210	\$12,210	\$13,080	\$13,960	\$16,210	\$17,150	\$18,090	\$4,987,060
	TOTAL	\$9,940	\$11,270	\$14,660	\$16,500	\$18,440	\$19,400	\$20,170	\$20,900	\$20,900	\$22,800	\$25,780	\$33,410	\$35,560	\$37,830	\$8,898,500
CS	BASIN	\$860	\$990	\$1,240	\$1,480	\$1,730	\$1,850	\$1,940	\$2,040	\$2,040	\$2,280	\$2,770	\$4,040	\$4,320	\$4,630	\$3,395,860
	PIPE	\$6,210	\$7,010	\$9,310	\$10,120	\$10,990	\$11,420	\$11,790	\$12,100	\$12,100	\$12,970	\$13,840	\$16,080	\$17,010	\$17,940	\$13,525,780
	TOTAL	\$7,070	\$8,000	\$10,550	\$11,600	\$12,720	\$13,270	\$13,730	\$14,140	\$14,140	\$15,250	\$16,610	\$20,120	\$21,330	\$22,570	\$16,921,640
CU	BASIN	\$2,200	\$2,500	\$3,140	\$3,760	\$4,390	\$4,700	\$4,940	\$5,180	\$5,180	\$5,800	\$7,050	\$10,260	\$10,980	\$11,770	\$3,246,070
	PIPE	\$5,460	\$6,170	\$8,190	\$8,900	\$9,660	\$10,040	\$10,370	\$10,640	\$10,640	\$11,410	\$12,170	\$14,130	\$14,950	\$15,770	\$4,472,950
	TOTAL	\$7,660	\$8,670	\$11,330	\$12,660	\$14,050	\$14,740	\$15,310	\$15,820	\$15,820	\$17,210	\$19,220	\$24,390	\$25,930	\$27,540	\$7,719,020
CV	BASIN	\$1,740	\$1,990	\$2,490	\$2,980	\$3,490	\$3,730	\$3,920	\$4,110	\$4,110	\$4,600	\$5,600	\$8,140	\$8,720	\$9,350	\$2,697,320
	PIPE	\$1,500	\$1,690	\$2,250	\$2,440	\$2,650	\$2,760	\$2,850	\$2,920	\$2,920	\$3,130	\$3,340	\$3,880	\$4,110	\$4,330	\$1,285,500
	TOTAL	\$3,240	\$3,680	\$4,740	\$5,420	\$6,140	\$6,490	\$6,770	\$7,030	\$7,030	\$7,730	\$8,940	\$12,020	\$12,830	\$13,680	\$3,982,820

DRAINAGE FEE SCHEDULE FOR ZONE 1: PLANNED LOCAL DRAINAGE AREAS

Area		AE-5, A-L, O	A1, A2, RR	R-1-E, R-1-EH, R-A	R-1-A, R-1-AH	R-1-B, R-1-C, RE	R-1 40%	R-1 45%	R-1 50%	R-2, M-H	R-3	R-4, T-P	M-1, M-2, M-3, C-R, M-1-P, S-L	C-P, C-M, R-P	C-1, C-2, C-3, C-4, C-5, C-6, C-L, P	Total Cost
CW	BASIN	\$800	\$910	\$1,150	\$1,370	\$1,600	\$1,710	\$1,800	\$1,890	\$1,890	\$2,110	\$2,570	\$3,740	\$4,000	\$4,290	\$1,980,650
	PIPE	\$600	\$680	\$900	\$970	\$1,060	\$1,100	\$1,140	\$1,170	\$1,170	\$1,250	\$1,330	\$1,550	\$1,640	\$1,730	\$1,009,200
	TOTAL	\$1,400	\$1,590	\$2,050	\$2,340	\$2,660	\$2,810	\$2,940	\$3,060	\$3,060	\$3,360	\$3,900	\$5,290	\$5,640	\$6,020	\$2,989,850
CX	BASIN	\$850	\$970	\$1,210	\$1,450	\$1,700	\$1,820	\$1,910	\$2,000	\$2,000	\$2,240	\$2,730	\$3,970	\$4,250	\$4,550	\$1,543,230
	PIPE	\$1,160	\$1,310	\$1,740	\$1,890	\$2,050	\$2,130	\$2,200	\$2,260	\$2,260	\$2,420	\$2,590	\$3,000	\$3,180	\$3,350	\$1,701,690
	TOTAL	\$2,010	\$2,280	\$2,950	\$3,340	\$3,750	\$3,950	\$4,110	\$4,260	\$4,260	\$4,660	\$5,320	\$6,970	\$7,430	\$7,900	\$3,244,920
CY	BASIN	\$900	\$1,020	\$1,280	\$1,530	\$1,790	\$1,920	\$2,020	\$2,110	\$2,110	\$2,360	\$2,880	\$4,180	\$4,480	\$4,800	\$1,389,390
	PIPE	\$990	\$1,120	\$1,490	\$1,620	\$1,760	\$1,830	\$1,890	\$1,940	\$1,940	\$2,080	\$2,220	\$2,580	\$2,730	\$2,870	\$1,210,890
	TOTAL	\$1,890	\$2,140	\$2,770	\$3,150	\$3,550	\$3,750	\$3,910	\$4,050	\$4,050	\$4,440	\$5,100	\$6,760	\$7,210	\$7,670	\$2,600,280
CZ	BASIN	\$560	\$640	\$800	\$960	\$1,120	\$1,200	\$1,260	\$1,320	\$1,320	\$1,480	\$1,790	\$2,610	\$2,790	\$3,000	\$1,551,490
	PIPE	\$1,250	\$1,420	\$1,880	\$2,040	\$2,220	\$2,310	\$2,380	\$2,450	\$2,450	\$2,620	\$2,800	\$3,250	\$3,440	\$3,620	\$2,788,260
	TOTAL	\$1,810	\$2,060	\$2,680	\$3,000	\$3,340	\$3,510	\$3,640	\$3,770	\$3,770	\$4,100	\$4,590	\$5,860	\$6,230	\$6,620	\$4,339,750
DE	BASIN	\$1,760	\$2,010	\$2,520	\$3,010	\$3,520	\$3,770	\$3,960	\$4,150	\$4,150	\$4,650	\$5,650	\$8,220	\$8,800	\$9,430	\$3,454,940
	PIPE	\$2,100	\$2,370	\$3,150	\$3,420	\$3,720	\$3,870	\$3,990	\$4,100	\$4,100	\$4,390	\$4,690	\$5,440	\$5,760	\$6,070	\$3,294,770
	TOTAL	\$3,860	\$4,380	\$5,670	\$6,430	\$7,240	\$7,640	\$7,950	\$8,250	\$8,250	\$9,040	\$10,340	\$13,660	\$14,560	\$15,500	\$6,749,710
*Note: A surcharge fee is in effect per Board Resolution No. 2006-486.																
DF	BASIN	\$570	\$650	\$820	\$970	\$1,140	\$1,220	\$1,280	\$1,350	\$1,350	\$1,510	\$1,830	\$2,660	\$2,850	\$3,060	\$165,172
	PIPE	\$1,070	\$1,210	\$1,610	\$1,750	\$1,900	\$1,970	\$2,040	\$2,090	\$2,090	\$2,240	\$2,390	\$2,780	\$2,940	\$3,100	\$283,883
	TOTAL	\$1,640	\$1,860	\$2,430	\$2,720	\$3,040	\$3,190	\$3,320	\$3,440	\$3,440	\$3,750	\$4,220	\$5,440	\$5,790	\$6,160	\$449,055
DG	BASIN	\$720	\$830	\$1,040	\$1,240	\$1,450	\$1,550	\$1,630	\$1,710	\$1,710	\$1,910	\$2,320	\$3,380	\$3,620	\$3,880	\$447,419
	PIPE	\$1,260	\$1,430	\$1,900	\$2,060	\$2,240	\$2,320	\$2,400	\$2,460	\$2,460	\$2,640	\$2,820	\$3,270	\$3,460	\$3,650	\$720,114
	TOTAL	\$1,980	\$2,260	\$2,940	\$3,300	\$3,690	\$3,870	\$4,030	\$4,170	\$4,170	\$4,550	\$5,140	\$6,650	\$7,080	\$7,530	\$1,167,533
DH	BASIN	\$860	\$980	\$1,230	\$1,470	\$1,720	\$1,840	\$1,930	\$2,030	\$2,030	\$2,270	\$2,760	\$4,010	\$4,290	\$4,600	\$1,590,510
	PIPE	\$960	\$1,080	\$1,440	\$1,560	\$1,690	\$1,760	\$1,820	\$1,870	\$1,870	\$2,000	\$2,130	\$2,480	\$2,620	\$2,770	\$1,109,580
	TOTAL	\$1,820	\$2,060	\$2,670	\$3,030	\$3,410	\$3,600	\$3,750	\$3,900	\$3,900	\$4,270	\$4,890	\$6,490	\$6,910	\$7,370	\$2,700,090
DI	BASIN	\$460	\$520	\$650	\$780	\$920	\$980	\$1,030	\$1,080	\$1,080	\$1,210	\$1,470	\$2,140	\$2,290	\$2,450	\$219,705
	PIPE	\$750	\$850	\$1,120	\$1,220	\$1,330	\$1,380	\$1,420	\$1,460	\$1,460	\$1,570	\$1,670	\$1,940	\$2,050	\$2,170	\$326,191
	TOTAL	\$1,210	\$1,370	\$1,770	\$2,000	\$2,250	\$2,360	\$2,450	\$2,540	\$2,540	\$2,780	\$3,140	\$4,080	\$4,340	\$4,620	\$545,896
DK	BASIN	\$210	\$230	\$290	\$350	\$410	\$440	\$460	\$490	\$490	\$540	\$660	\$960	\$1,030	\$1,100	\$955,890
	PIPE	\$2,060	\$2,330	\$3,090	\$3,360	\$3,650	\$3,790	\$3,920	\$4,020	\$4,020	\$4,310	\$4,600	\$5,340	\$5,650	\$5,960	\$8,020,220
	TOTAL	\$2,270	\$2,560	\$3,380	\$3,710	\$4,060	\$4,230	\$4,380	\$4,510	\$4,510	\$4,850	\$5,260	\$6,300	\$6,680	\$7,060	\$8,976,110
DL	BASIN	\$3,340	\$3,810	\$4,780	\$5,710	\$6,680	\$7,150	\$7,510	\$7,880	\$7,880	\$8,820	\$10,720	\$15,600	\$16,700	\$17,900	\$3,888,100
	PIPE	\$6,210	\$7,020	\$9,320	\$10,120	\$10,990	\$11,430	\$11,800	\$12,110	\$12,110	\$12,980	\$13,850	\$16,090	\$17,020	\$17,950	\$5,079,920
	TOTAL	\$9,550	\$10,830	\$14,100	\$15,830	\$17,670	\$18,580	\$19,310	\$19,990	\$19,990	\$21,800	\$24,570	\$31,690	\$33,720	\$35,850	\$8,968,020
DM	BASIN	\$2,400	\$2,740	\$3,430	\$4,110	\$4,800	\$5,140	\$5,400	\$5,670	\$5,670	\$6,340	\$7,710	\$11,210	\$12,010	\$12,870	\$5,877,980
	PIPE	\$8,680	\$9,800	\$13,010	\$14,140	\$15,360	\$15,960	\$16,480	\$16,920	\$16,920	\$18,130	\$19,350	\$22,470	\$23,770	\$25,070	\$17,511,310
	TOTAL	\$11,080	\$12,540	\$16,440	\$18,250	\$20,160	\$21,100	\$21,880	\$22,590	\$22,590	\$24,470	\$27,060	\$33,680	\$35,780	\$37,940	\$23,389,290
DN	BASIN	\$3,640	\$4,150	\$5,200	\$6,220	\$7,280	\$7,790	\$8,190	\$8,590	\$8,590	\$9,610	\$11,680	\$16,990	\$18,200	\$19,510	\$7,962,130
	PIPE	\$4,390	\$4,970	\$6,590	\$7,160	\$7,780	\$8,090	\$8,350	\$8,570	\$8,570	\$9,180	\$9,800	\$11,380	\$12,040	\$12,700	\$8,173,880
	TOTAL	\$8,030	\$9,120	\$11,790	\$13,380	\$15,060	\$15,880	\$16,540	\$17,160	\$17,160	\$18,790	\$21,480	\$28,370	\$30,240	\$32,210	\$16,136,010
*Note: A surcharge fee is in effect per Board Resolution No. 2016-840 Amended 2017-000, 2017-884, 2018-908, 2019-936, 2020-958, 2021-979, 2022-1009.																

DRAINAGE FEE SCHEDULE FOR ZONE 1: PLANNED LOCAL DRAINAGE AREAS

Area		AE-5, A-L, O	A1, A2, RR	R-1-E, R-1-EH, R-A	R-1-A, R-1-AH	R-1-B, R-1-C, RE	R-1 40%	R-1 45%	R-1 50%	R-2, M-H	R-3	R-4, T-P	M-1, M-2, M-3, C-R, M-1-P, S-L	C-P, C-M, R-P	C-1, C-2, C-3, C-4, C-5, C-6, C-L, P	Total Cost
DO	BASIN	\$2,110	\$2,410	\$3,020	\$3,610	\$4,220	\$4,520	\$4,750	\$4,980	\$4,980	\$5,570	\$6,770	\$9,850	\$10,550	\$11,310	\$6,474,660
	PIPE	\$3,050	\$3,450	\$4,580	\$4,980	\$5,410	\$5,620	\$5,800	\$5,960	\$5,960	\$6,380	\$6,810	\$7,910	\$8,370	\$8,830	\$7,251,850
	TOTAL	\$5,160	\$5,860	\$7,600	\$8,590	\$9,630	\$10,140	\$10,550	\$10,940	\$10,940	\$11,950	\$13,580	\$17,760	\$18,920	\$20,140	\$13,726,510
	*Note: A surcharge fee is in effect per Board Resolution No. 2007-522 Amended 2014-806, 2018-887, 2018-908 and Board Resolution No. 2020-959 Amended 2021-979 , 2022-1009.															
DP	BASIN	\$2,150	\$2,450	\$3,080	\$3,680	\$4,300	\$4,600	\$4,840	\$5,080	\$5,080	\$5,680	\$6,900	\$10,040	\$10,750	\$11,530	\$8,091,790
	PIPE	\$6,630	\$7,490	\$9,940	\$10,800	\$11,730	\$12,200	\$12,590	\$12,930	\$12,930	\$13,850	\$14,780	\$17,170	\$18,160	\$19,160	\$18,509,360
	TOTAL	\$8,780	\$9,940	\$13,020	\$14,480	\$16,030	\$16,800	\$17,430	\$18,010	\$18,010	\$19,530	\$21,680	\$27,210	\$28,910	\$30,690	\$26,601,150
DQ	BASIN	\$7,350	\$8,380	\$10,510	\$12,570	\$14,700	\$15,730	\$16,530	\$17,340	\$17,340	\$19,400	\$23,590	\$34,320	\$36,740	\$39,390	\$6,040,260
	PIPE	\$6,790	\$7,670	\$10,190	\$11,070	\$12,020	\$12,500	\$12,900	\$13,240	\$13,240	\$14,190	\$15,150	\$17,590	\$18,610	\$19,630	\$4,805,190
	TOTAL	\$14,140	\$16,050	\$20,700	\$23,640	\$26,720	\$28,230	\$29,430	\$30,580	\$30,580	\$33,590	\$38,740	\$51,910	\$55,350	\$59,020	\$10,845,450
DS	BASIN	\$3,310	\$3,770	\$4,730	\$5,660	\$6,620	\$7,080	\$7,440	\$7,810	\$7,810	\$8,730	\$10,620	\$15,450	\$16,540	\$17,730	\$14,649,250
	PIPE	\$8,740	\$9,880	\$13,110	\$14,250	\$15,470	\$16,090	\$16,610	\$17,050	\$17,050	\$18,270	\$19,500	\$22,640	\$23,950	\$25,270	\$30,814,280
	TOTAL	\$12,050	\$13,650	\$17,840	\$19,910	\$22,090	\$23,170	\$24,050	\$24,860	\$24,860	\$27,000	\$30,120	\$38,090	\$40,490	\$43,000	\$45,463,530
DV	BASIN	\$1,370	\$1,560	\$1,960	\$2,340	\$2,740	\$2,930	\$3,080	\$3,230	\$3,230	\$3,610	\$4,390	\$6,390	\$6,840	\$7,330	\$2,920,790
	PIPE	\$7,410	\$8,370	\$11,110	\$12,070	\$13,110	\$13,630	\$14,070	\$14,440	\$14,440	\$15,480	\$16,510	\$19,180	\$20,290	\$21,400	\$9,278,960
	TOTAL	\$8,780	\$9,930	\$13,070	\$14,410	\$15,850	\$16,560	\$17,150	\$17,670	\$17,670	\$19,090	\$20,900	\$25,570	\$27,130	\$28,730	\$12,199,750
EF	BASIN	\$1,680	\$1,920	\$2,400	\$2,880	\$3,360	\$3,600	\$3,780	\$3,970	\$3,970	\$4,440	\$5,400	\$7,850	\$8,410	\$9,010	\$3,389,730
	PIPE	\$1,070	\$1,210	\$1,610	\$1,750	\$1,900	\$1,970	\$2,040	\$2,090	\$2,090	\$2,240	\$2,390	\$2,780	\$2,940	\$3,100	\$1,701,920
	TOTAL	\$2,750	\$3,130	\$4,010	\$4,630	\$5,260	\$5,570	\$5,820	\$6,060	\$6,060	\$6,680	\$7,790	\$10,630	\$11,350	\$12,110	\$5,091,650
EG	BASIN	\$900	\$1,020	\$1,280	\$1,530	\$1,790	\$1,920	\$2,010	\$2,110	\$2,110	\$2,360	\$2,870	\$4,180	\$4,480	\$4,800	\$2,119,330
	PIPE	\$1,800	\$2,040	\$2,700	\$2,940	\$3,190	\$3,320	\$3,420	\$3,510	\$3,510	\$3,770	\$4,020	\$4,670	\$4,940	\$5,210	\$3,187,930
	TOTAL	\$2,700	\$3,060	\$3,980	\$4,470	\$4,980	\$5,240	\$5,430	\$5,620	\$5,620	\$6,130	\$6,890	\$8,850	\$9,420	\$10,010	\$5,307,260
EH	BASIN	\$1,600	\$1,820	\$2,290	\$2,730	\$3,200	\$3,420	\$3,600	\$3,770	\$3,770	\$4,220	\$5,130	\$7,460	\$7,990	\$8,570	\$5,041,610
	PIPE	\$2,630	\$2,980	\$3,950	\$4,290	\$4,660	\$4,850	\$5,000	\$5,140	\$5,140	\$5,510	\$5,870	\$6,820	\$7,220	\$7,610	\$5,214,720
	TOTAL	\$4,230	\$4,800	\$6,240	\$7,020	\$7,860	\$8,270	\$8,600	\$8,910	\$8,910	\$9,730	\$11,000	\$14,280	\$15,210	\$16,180	\$10,256,330
EI	BASIN	\$4,230	\$4,820	\$6,040	\$7,220	\$8,450	\$9,040	\$9,510	\$9,970	\$9,970	\$11,150	\$13,560	\$19,730	\$21,130	\$22,650	\$3,512,630
	PIPE	\$4,760	\$5,370	\$7,130	\$7,750	\$8,420	\$8,750	\$9,030	\$9,270	\$9,270	\$9,940	\$10,600	\$12,320	\$13,030	\$13,740	\$2,350,020
	TOTAL	\$8,990	\$10,190	\$13,170	\$14,970	\$16,870	\$17,790	\$18,540	\$19,240	\$19,240	\$21,090	\$24,160	\$32,050	\$34,160	\$36,390	\$5,862,650
EJ	BASIN	\$5,350	\$6,090	\$7,650	\$9,140	\$10,690	\$11,440	\$12,030	\$12,620	\$12,620	\$14,110	\$17,160	\$24,970	\$26,730	\$28,660	\$5,445,490
	PIPE	\$6,400	\$7,240	\$9,610	\$10,440	\$11,330	\$11,780	\$12,170	\$12,490	\$12,490	\$13,380	\$14,280	\$16,590	\$17,550	\$18,510	\$5,632,850
	TOTAL	\$11,750	\$13,330	\$17,260	\$19,580	\$22,020	\$23,220	\$24,200	\$25,110	\$25,110	\$27,490	\$31,440	\$41,560	\$44,280	\$47,170	\$11,078,340
EK	BASIN	\$410	\$460	\$580	\$690	\$810	\$870	\$910	\$960	\$960	\$1,070	\$1,300	\$1,890	\$2,030	\$2,170	\$678,550
	PIPE	\$1,990	\$2,250	\$2,990	\$3,250	\$3,530	\$3,670	\$3,790	\$3,880	\$3,880	\$4,160	\$4,440	\$5,160	\$5,460	\$5,760	\$2,716,790
	TOTAL	\$2,400	\$2,710	\$3,570	\$3,940	\$4,340	\$4,540	\$4,700	\$4,840	\$4,840	\$5,230	\$5,740	\$7,050	\$7,490	\$7,930	\$3,395,340
EL	BASIN	\$2,590	\$2,950	\$3,700	\$4,420	\$5,170	\$5,540	\$5,820	\$6,110	\$6,110	\$6,830	\$8,310	\$12,080	\$12,940	\$13,870	\$1,293,940
	PIPE	\$1,600	\$1,800	\$2,390	\$2,600	\$2,820	\$2,940	\$3,030	\$3,110	\$3,110	\$3,340	\$3,560	\$4,130	\$4,370	\$4,610	\$441,940
	TOTAL	\$4,190	\$4,750	\$6,090	\$7,020	\$7,990	\$8,480	\$8,850	\$9,220	\$9,220	\$10,170	\$11,870	\$16,210	\$17,310	\$18,480	\$1,735,880
EM	BASIN	\$2,450	\$2,790	\$3,510	\$4,190	\$4,900	\$5,250	\$5,520	\$5,790	\$5,790	\$6,470	\$7,870	\$11,450	\$12,260	\$13,140	\$3,183,630
	PIPE	\$3,060	\$3,450	\$4,580	\$4,980	\$5,410	\$5,620	\$5,810	\$5,960	\$5,960	\$6,390	\$6,810	\$7,910	\$8,370	\$8,830	\$3,062,570
	TOTAL	\$5,510	\$6,240	\$8,090	\$9,170	\$10,310	\$10,870	\$11,330	\$11,750	\$11,750	\$12,860	\$14,680	\$19,360	\$20,630	\$21,970	\$6,246,200

DRAINAGE FEE SCHEDULE FOR ZONE 1: PLANNED LOCAL DRAINAGE AREAS

Area		AE-5, A-L, O	A1, A2, RR	R-1-E, R-1-EH, R-A	R-1-A, R-1-AH	R-1-B, R-1-C, RE	R-1 40%	R-1 45%	R-1 50%	R-2, M-H	R-3	R-4, T-P	M-1, M-2, M-3, C-R, M-1-P, S-L	C-P, C-M, R-P	C-1, C-2, C-3, C-4, C-5, C-6, C-L, P	Total Cost
EN	BASIN	\$1,980	\$2,250	\$2,830	\$3,380	\$3,960	\$4,230	\$4,450	\$4,670	\$4,670	\$5,220	\$6,350	\$9,240	\$9,890	\$10,600	\$4,091,020
	PIPE	\$7,490	\$8,470	\$11,240	\$12,210	\$13,260	\$13,790	\$14,240	\$14,610	\$14,610	\$15,660	\$16,710	\$19,410	\$20,530	\$21,660	\$10,316,170
	TOTAL	\$9,470	\$10,720	\$14,070	\$15,590	\$17,220	\$18,020	\$18,690	\$19,280	\$19,280	\$20,880	\$23,060	\$28,650	\$30,420	\$32,260	\$14,407,190
EO	BASIN	\$3,310	\$3,780	\$4,740	\$5,670	\$6,630	\$7,090	\$7,460	\$7,820	\$7,820	\$8,750	\$10,640	\$15,470	\$16,570	\$17,760	\$5,585,350
	PIPE	\$3,190	\$3,600	\$4,790	\$5,200	\$5,650	\$5,870	\$6,060	\$6,220	\$6,220	\$6,670	\$7,110	\$8,260	\$8,740	\$9,220	\$4,460,570
	TOTAL	\$6,500	\$7,380	\$9,530	\$10,870	\$12,280	\$12,960	\$13,520	\$14,040	\$14,040	\$15,420	\$17,750	\$23,730	\$25,310	\$26,980	\$10,045,920
NN	BASIN	\$1,950	\$2,220	\$2,790	\$3,330	\$3,900	\$4,170	\$4,380	\$4,600	\$4,600	\$5,140	\$6,250	\$9,100	\$9,740	\$10,440	\$4,891,340
	PIPE	\$5,890	\$6,660	\$8,840	\$9,610	\$10,430	\$10,850	\$11,200	\$11,490	\$11,490	\$12,320	\$13,140	\$15,270	\$16,150	\$17,030	\$11,482,330
	TOTAL	\$7,840	\$8,880	\$11,630	\$12,940	\$14,330	\$15,020	\$15,580	\$16,090	\$16,090	\$17,460	\$19,390	\$24,370	\$25,890	\$27,470	\$16,373,670
1G	BASIN	\$1,270	\$1,440	\$1,810	\$2,170	\$2,530	\$2,710	\$2,850	\$2,990	\$2,990	\$3,340	\$4,060	\$5,910	\$6,330	\$6,790	\$1,872,020
	PIPE	\$1,200	\$1,350	\$1,800	\$1,950	\$2,120	\$2,200	\$2,270	\$2,330	\$2,330	\$2,500	\$2,670	\$3,100	\$3,280	\$3,460	\$1,543,320
	TOTAL	\$2,470	\$2,790	\$3,610	\$4,120	\$4,650	\$4,910	\$5,120	\$5,320	\$5,320	\$5,840	\$6,730	\$9,010	\$9,610	\$10,250	\$3,415,340
3G	BASIN	\$2,040	\$2,330	\$2,920	\$3,490	\$4,080	\$4,370	\$4,590	\$4,820	\$4,820	\$5,390	\$6,550	\$9,530	\$10,200	\$10,940	\$4,368,720
	PIPE	\$2,570	\$2,910	\$3,860	\$4,190	\$4,550	\$4,730	\$4,890	\$5,010	\$5,010	\$5,370	\$5,730	\$6,660	\$7,050	\$7,430	\$4,640,440
	TOTAL	\$4,610	\$5,240	\$6,780	\$7,680	\$8,630	\$9,100	\$9,480	\$9,830	\$9,830	\$10,760	\$12,280	\$16,190	\$17,250	\$18,370	\$9,009,160
7C	BASIN	\$2,030	\$2,310	\$2,900	\$3,460	\$4,050	\$4,340	\$4,560	\$4,780	\$4,780	\$5,350	\$6,500	\$9,460	\$10,130	\$10,860	\$3,969,560
	PIPE	\$1,230	\$1,390	\$1,850	\$2,010	\$2,180	\$2,270	\$2,340	\$2,400	\$2,400	\$2,570	\$2,750	\$3,190	\$3,370	\$3,560	\$1,734,900
	TOTAL	\$3,260	\$3,700	\$4,750	\$5,470	\$6,230	\$6,610	\$6,900	\$7,180	\$7,180	\$7,920	\$9,250	\$12,650	\$13,500	\$14,420	\$5,704,460
7D	BASIN	\$2,540	\$2,900	\$3,630	\$4,350	\$5,080	\$5,440	\$5,720	\$6,000	\$6,000	\$6,710	\$8,160	\$11,870	\$12,710	\$13,620	\$4,456,650
	PIPE	\$1,850	\$2,090	\$2,770	\$3,010	\$3,270	\$3,400	\$3,510	\$3,610	\$3,610	\$3,870	\$4,120	\$4,790	\$5,070	\$5,350	\$2,243,900
	TOTAL	\$4,390	\$4,990	\$6,400	\$7,360	\$8,350	\$8,840	\$9,230	\$9,610	\$9,610	\$10,580	\$12,280	\$16,660	\$17,780	\$18,970	\$6,700,550
*Note: A surcharge fee is in effect per Board Resolution No. 2005-480 Amended 2018-908 & 2021-979.																
7H	BASIN	\$3,360	\$3,830	\$4,800	\$5,740	\$6,720	\$7,190	\$7,560	\$7,920	\$7,920	\$8,860	\$10,780	\$15,680	\$16,790	\$18,000	\$7,792,210
	PIPE	\$5,810	\$6,570	\$8,720	\$9,480	\$10,290	\$10,700	\$11,050	\$11,340	\$11,340	\$12,150	\$12,970	\$15,060	\$15,930	\$16,800	\$9,433,700
	TOTAL	\$9,170	\$10,400	\$13,520	\$15,220	\$17,010	\$17,890	\$18,610	\$19,260	\$19,260	\$21,010	\$23,750	\$30,740	\$32,720	\$34,800	\$17,225,910
*Note: A surcharge fee is in effect per Board Resolution No. 2005-480 Amended 2018-908 & 2021-979.																

DRAINAGE FEE SCHEDULE FOR ZONE 2: PLANNED LOCAL DRAINAGE AREAS

Area		AE-5, A-L, O	A1, A2, RR	R-1-E, R-1-EH, R-A	R-1-A, R-1-AH	R-1-B, R-1-C, RE	R-1 40%	R-1 45%	R-1 50%	R-2, M-H	R-3	R-4, T-P	M-1, M-2, M-3, C-R, M-1-P, S-L	C-P, C-M, R-P	C-1, C-2, C-3, C-4, C-5, C-6, C-L, P	Total Cost
Zone 2	BASIN	\$920	\$1,050	\$1,320	\$1,580	\$1,850	\$1,980	\$2,080	\$2,180	\$2,180	\$2,440	\$2,970	\$4,320	\$4,620	\$4,950	\$104,129,222
	PIPE	\$1,730	\$1,950	\$2,590	\$2,820	\$3,060	\$3,180	\$3,280	\$3,370	\$3,370	\$3,610	\$3,850	\$4,470	\$4,730	\$4,990	\$136,550,496
	TOTAL	\$2,650	\$3,000	\$3,910	\$4,400	\$4,910	\$5,160	\$5,360	\$5,550	\$5,550	\$6,050	\$6,820	\$8,790	\$9,350	\$9,940	\$240,679,718

Planned Local Drainage Areas: Zone 2

Area	Basin Cost	Pipe Cost	Total	Area	Basin Cost	Pipe Cost	Total	Area	Basin Cost	Pipe Cost	Total
A	\$2,653,480	\$2,140,187	\$4,793,667	X	\$2,257,718	\$449,072	\$2,706,790	OO	\$3,149,221	\$899,643	\$4,048,864
B	\$1,296,438	\$142,170	\$1,438,608	Y	\$1,714,229	\$2,274,773	\$3,989,002	PP	\$2,279,786	\$1,232,767	\$3,512,553
C	\$479,953	\$317,414	\$797,367	Z	\$1,126,945	\$2,543,686	\$3,670,631 **	RR	\$5,672,640	\$18,578,852	\$24,251,492
D	\$801,395	\$689,353	\$1,490,748	AA	\$1,007,845	\$1,444,258	\$2,452,103	SS	\$3,200,285	\$4,191,719	\$7,392,004
E	\$987,771	\$228,063	\$1,215,834	BB	\$817,452	\$822,774	\$1,640,226	TT	\$2,673,474	\$1,843,428	\$4,516,902
F	\$327,718	\$302,016	\$629,734	CC	\$1,131,025	\$2,087,079	\$3,218,104	UU1	\$747,282	\$1,383,868	\$2,131,150
G	\$1,688,391	\$157,007	\$1,845,398	CO2	\$947,253	\$1,742,103	\$2,689,356	UU2	\$1,815,483	\$1,664,639	\$3,480,122
H	\$99,858	\$214,682	\$314,540	DD	\$2,683,022	\$7,744,571	\$10,427,593	UU3	\$4,297,237	\$11,436,261	\$15,733,498
I	\$227,828	\$248,025	\$475,853	EE	\$754,118	\$3,373,882	\$4,128,000	VV	\$307,124	\$116,961	\$424,085
J	\$1,880,431	\$510,964	\$2,391,395	FF	\$1,442,268	\$9,623,346	\$11,065,614	WW	\$291,653	\$360,044	\$651,697
K	\$1,312,067	\$685,069	\$1,997,136	GG	\$3,032,358	\$1,657,509	\$4,689,867	XX	\$1,025,092	\$2,177,108	\$3,202,200
L	\$761,681	\$494,850	\$1,256,531	HH	\$5,862,906	\$7,672,820	\$13,535,726	ZZ	\$2,995,111	\$3,415,154	\$6,410,265
M	\$967,464	\$265,529	\$1,232,993	II1	\$5,984,056	\$17,011,910	\$22,995,966				
N	\$535,530	\$436,070	\$971,600	II2	\$9,806,468	\$1,389,416	\$11,195,884				
O	\$1,227,150	\$190,138	\$1,417,288	II3	\$2,269,686	\$1,880,276	\$4,149,962				
P	\$1,027,751	\$235,116	\$1,262,867	II4	\$2,643,383	\$1,159,909	\$3,803,292				
T	\$2,128,728	\$2,752,032	\$4,880,760	JJ	\$2,526,157	\$3,874,763	\$6,400,920				
U	\$1,890,650	\$697,216	\$2,587,866	KK	\$2,541,765	\$1,537,976	\$4,079,741				
V	\$976,218	\$1,726,395	\$2,702,613	LL	\$3,032,488	\$3,884,297	\$6,916,785				
W	\$2,211,300	\$3,693,138	\$5,904,438 *	MM	\$611,890	\$950,198	\$1,562,088				

W * Note: A surcharge fee is in effect per Board Resolution No. 885-BPBR.

Z ** Note: A surcharge fee is in effect per Board Resolution Nos. 1227, 1265, 1268, 1386.

DRAINAGE FEE SCHEDULE FOR ZONE 3: PLANNED LOCAL DRAINAGE AREAS

Area		AE-5, A-L, O	A1, A2, RR	R-1-E, R-1-EH, R-A	R-1-A, R-1-AH	R-1-B, R-1-C, RE	R-1 40%	R-1 45%	R-1 50%	R-2, M-H	R-3	R-4, T-P	M-1, M-2, M-3, C-R, M-1-P, S-L	C-P, C-M, R-P	C-1, C-2, C-3, C-4, C-5, C-6, C-L, P	Total Cost
Zone 3	BASIN	\$1,560	\$1,780	\$2,230	\$2,670	\$3,120	\$3,340	\$3,520	\$3,690	\$3,690	\$4,120	\$5,020	\$7,300	\$7,810	\$8,370	\$28,843,903
	PIPE	\$1,590	\$1,790	\$2,380	\$2,590	\$2,810	\$2,920	\$3,010	\$3,090	\$3,090	\$3,320	\$3,540	\$4,110	\$4,350	\$4,590	\$20,960,218
	TOTAL	\$3,150	\$3,570	\$4,610	\$5,260	\$5,930	\$6,260	\$6,530	\$6,780	\$6,780	\$7,440	\$8,560	\$11,410	\$12,160	\$12,960	\$49,804,121

Planned Local Drainage Areas: Zone 3

Area	Basin Cost	Pipe Cost	Total
Q	\$436,210	\$420,268	\$856,478
S	\$1,287,650	\$2,428,339	\$3,715,989
1E	\$2,200,042	\$952,712	\$3,152,754
2D	\$840,485	\$1,591,200	\$2,431,685
3A	\$1,511,791	\$1,014,241	\$2,526,032
3D	\$1,437,873	\$1,032,196	\$2,470,069
3F	\$1,139,750	\$1,224,524	\$2,364,274
4B	\$2,179,796	\$1,124,616	\$3,304,412
4C	\$1,678,770	\$2,386,729	\$4,065,499
4D	\$3,710,620	\$1,165,436	\$4,876,056
4E	\$4,232,706	\$2,241,337	\$6,474,043
5B/5C	\$5,019,048	\$2,282,376	\$7,301,424
5F	\$1,658,490	\$1,530,399	\$3,188,889
6D	\$1,510,672	\$1,565,845	\$3,076,517

DRAINAGE FEE SCHEDULE FOR SURCHARGE AREAS: PLANNED LOCAL DRAINAGE AREAS

Area		AE-5, A-L, O	A1, A2, RR	R-1-E, R-1-EH, R-A	R-1-A, R-1-AH	R-1-B, R-1-C, RE	R-1 40%	R-1 45%	R-1 50%	R-2, M-H	R-3	R-4, T-P	M-1, M-2, M-3, C-R, M-1-P, S-L	C-P, C-M, R-P	C-1, C-2, C-3, C-4, C-5, C-6, C-L, P
W	TOTAL	-	-	-	-	-	-	-	-	-	-	-	\$11,075	-	-
	*Note: Surcharge Resolution: 885-BPBR														
Z	TOTAL	-	-	-	-	-	-	-	-	\$1,970	\$2,110	\$2,250	\$2,615	\$5,380	\$2,915
	*Note: Surcharge Resolution: 1386														
BX	TOTAL	-	\$270	\$360	\$390	\$430	\$445	\$445	\$445	\$470	\$510	\$540	\$630	\$660	\$700
	*Note: Surcharge Resolution: 2008-590														
BX	TOTAL	-	-	-	-	-	-	-	-	-	-	-	-	\$18,100	-
	*Note: Surcharge Resolution: 2017-884														
CM	TOTAL	\$90	\$105	\$135	\$145	\$160	\$165	\$165	\$165	\$175	\$185	\$200	\$235	\$485	\$260
	*Note: Surcharge Resolution: 1228														
CN	TOTAL	-	-	-	-	-	-	-	-	\$2,200	\$2,395	\$2,695	\$3,465	\$3,690	\$3,925
	*Note: Surcharge Resolution: 1422														
DE	TOTAL	-	-	-	-	-	\$790	\$790	\$790	\$840	\$900	-	\$1,120	\$1,250	\$1,250
	*Note: Surcharge Resolution: 2006-486														
DN	TOTAL	-	-	-	-	-	\$12,460	\$12,860	\$13,200	\$13,200	-	-	-	-	\$19,570
	*Note: Surcharge Resolution: 2017-884														
DO	TOTAL	-	-	-	-	-	-	-	\$4,820	\$4,820	\$5,170	\$5,170	-	\$6,770	\$7,140
	*Note: Surcharge Resolution: 2018-887														
DO	TOTAL	-	-	-	-	-	-	-	-	-	\$5,280	\$5,280	-	-	\$7,300
	*Note: Surcharge Resolution: 2020-959														
7D	TOTAL	-	-	-	-	-	-	-	-	-	-	-	-	\$7,307	-
	*Note: Surcharge Resolution: 2005-480														
7H	TOTAL	-	-	-	-	-	-	-	-	-	-	-	-	\$7,307	-
	*Note: Surcharge Resolution: 2005-480														

