

# COVID-19 HOMELESS RESPONSE

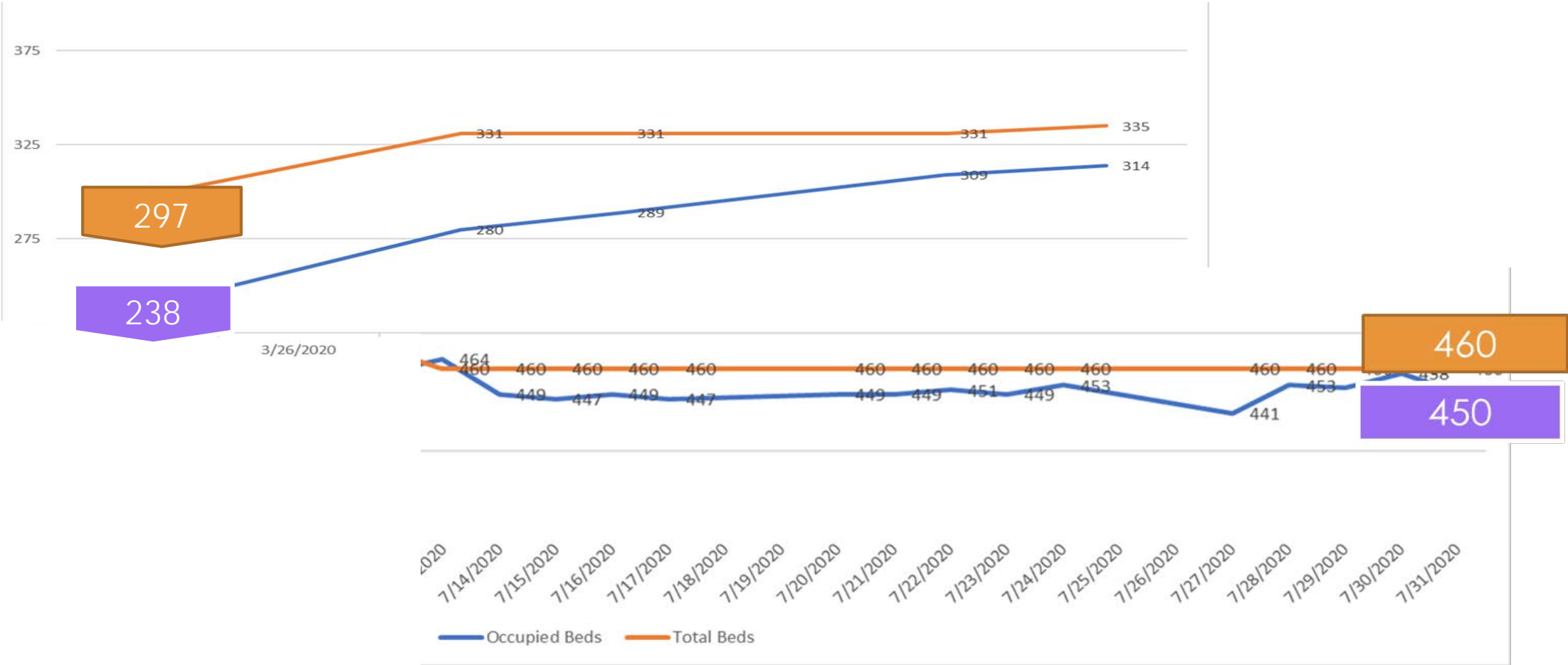
AUGUST 18, 2020



# COVID-19 HOMELESS RESPONSE TEAM

- Shelter Operators/Service Providers
- Community Food Bank
- Community Regional Medical Center
- County Administrative Office
- County Counsel
- Dept. of Behavioral Health
- Dept. of Public Health
- Dept. of Social Services
- Federally Qualified Health Centers
- Fresno
- Fresno Housing Authority
- Fresno Madera Continuum of Care
- Hospital Council
- Probation Department
- RH Community Builders
- St. Agnes Hospital
- UCSF
- Rural Cities

# March – July 2020

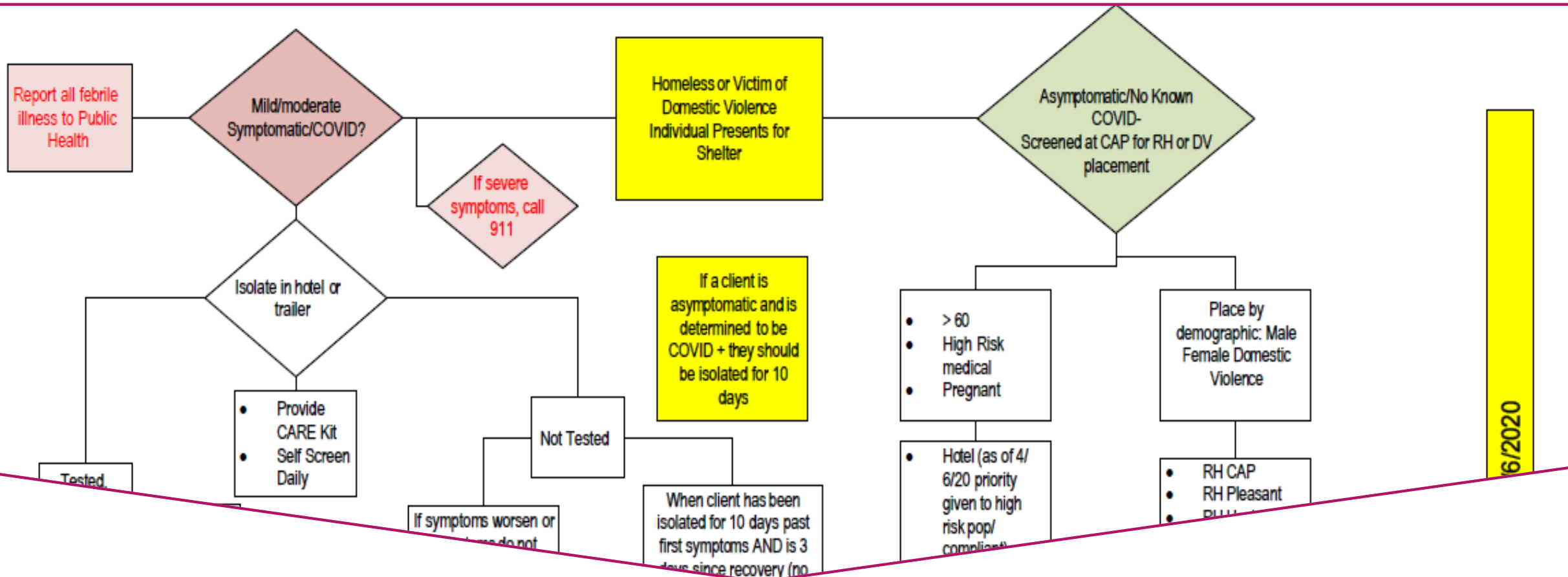


# Multi-Pronged Approach

- 415 Emergency Beds Added  
(CAP 115, Pleasant 52, Hacienda 96, Poverello 28, MMC 40, Selma COM 60, and Sanger 24)
- 24 Travel Trailers Deployed
- 21 Isolation/Quarantine Rooms
- Existing Shelters
- Personal Protective Equipment and Hand Washing & Sanitizer Stations Deployed
- Scheduled Disinfection Cleaning
- Surveillance Testing
- Outreach Teams - Metro & Rural
- Telemedicine & Behavioral Health Referrals

460

# Algorithm for Service Providers



# Data & Funding Sources

Since mid-March, over 1,500 unduplicated clients have been served

## Funding Sources

- Emergency Homelessness (City, County, FMCoC)
- City of Fresno Emergency Solutions Grant-CV
- County of Fresno Emergency Solutions Grant-CV
- County of Fresno Community Development Grant-CV

FEMA-reimbursable (portion)

Through end of July, \$1.1M of the \$1.9M State Emergency funding had been expended, with the entire amount obligated

# Future Planning

Recalibrating system based on ongoing needs

Extending beds and planning for support and exits

COVID 19 Update

Fresno County  
Department of  
Public Health



**HEALTHY  
FRESNO  
COUNTY**  
Better Together



# Epidemiology Update

---

**Last updated: August 17, 2020 at 3:45 PM**

---

**Total Cases: 21,010**

---

**Active Cases: 12,585**

---

**Total Deaths: 203**

---

**Currently Hospitalized: 235**

---

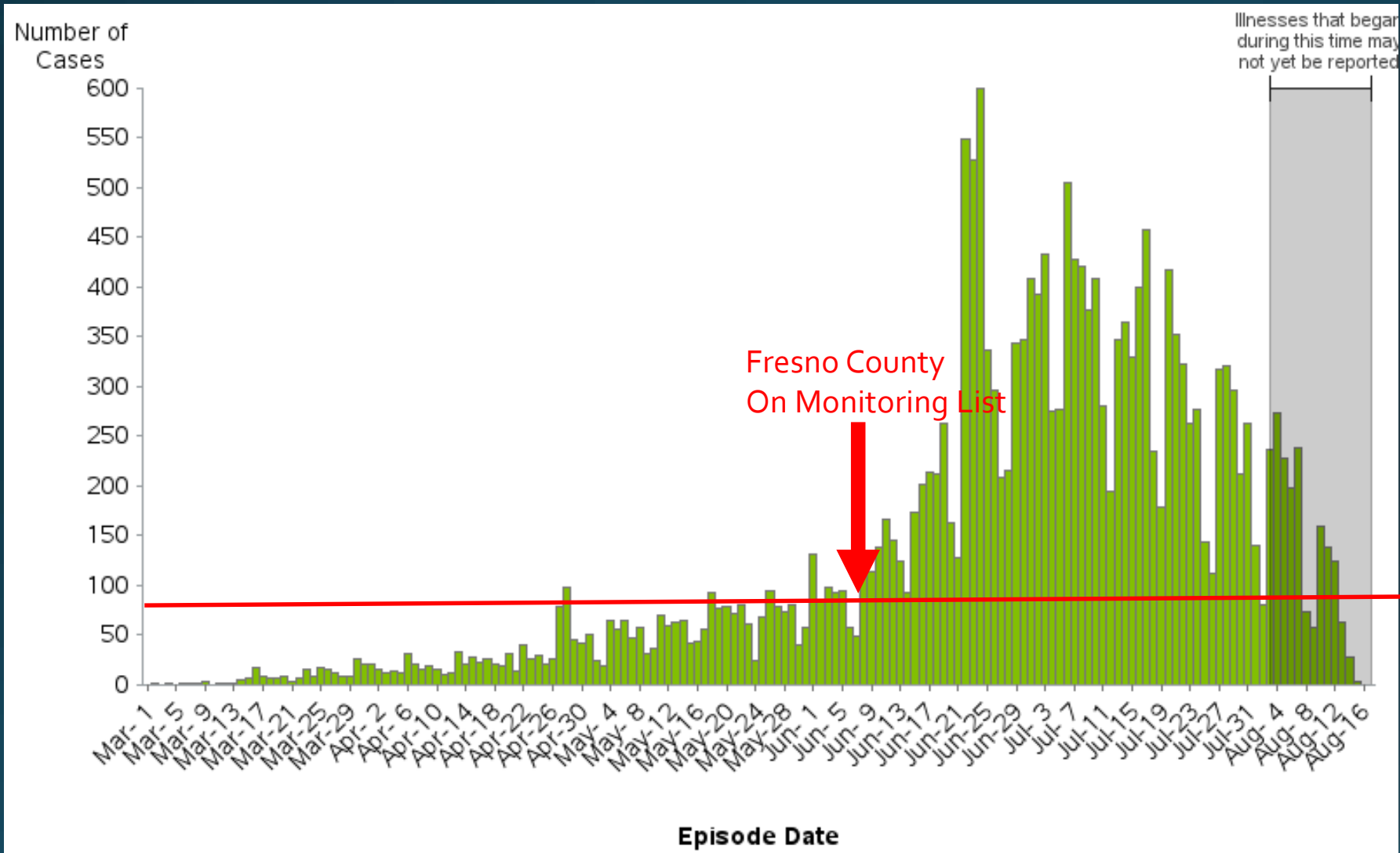
**Estimated Daily Tests: 2,200**

---

**Test Results Received and Processed: 161,497**

# COVID-19: Epidemiology Curve

August 17, 2020 | Fresno County, CA



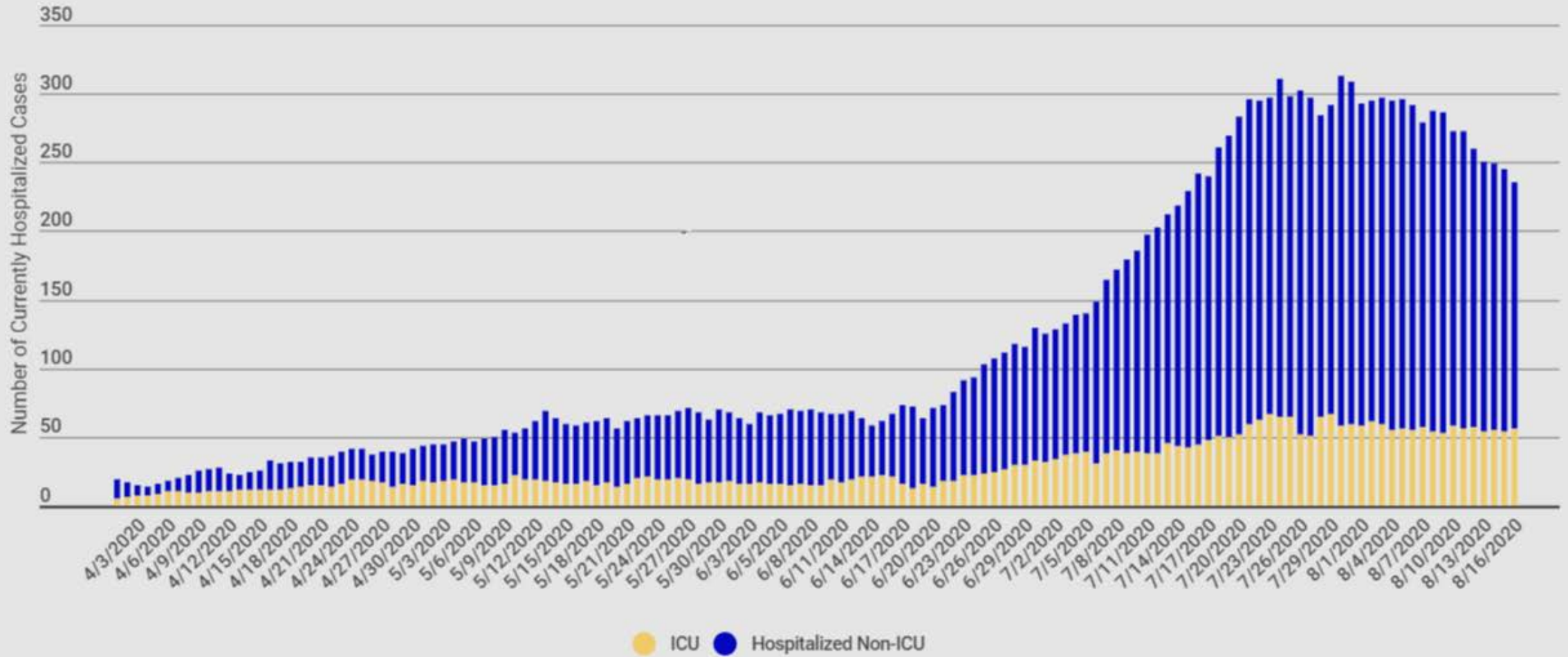
**NOTE:** Episode date is calculated as the earliest of the following (*if the dates exist*):

- Date Received
- Date of Diagnosis
- Date of Onset
- Date of Death
- Specimen Collection Date

Red Line represents 100 cases/100,000 over 14 days



## Daily COVID-19 Positive Hospitalized & ICU Patients, Fresno County



Data provided by CDPH. Numbers will change daily from discharges, deaths, & newly admitted.

		<b>Elevated Disease Transmission</b>		<b>Increasing Hospitalization**</b>	<b>Limited Hospital Capacity**</b>	
<b>Threshold</b>	<b>&lt;150</b>	<b>Case Rate &gt;100</b>		<b>&gt;10% Increase</b>	<b>&lt;20% ICU Beds Available</b>	
		<b>OR</b>			<b>OR</b>	
		<b>Case Rate &gt;25 AND Positivity &gt;8%</b>			<b>&lt;25% Ventilators Available</b>	
<b>County</b>	<b>Avg # tests per day (per 100,000 population) (7 day average with a 7 day lag)</b>	<b>Case rate per 100,000 (14 days)</b>	<b>Testing positivity (%) (7 day average with a 7 day lag)</b>	<b>% Change in 3-day avg COVID+ hospitalized patients</b>	<b>% ICU beds currently available</b>	<b>% Ventilators currently available</b>
Fresno*	220.4	223.0	12.4	✓	10.1	✓

2020-07-09 12:43:35  
3119 74935 +36 72539

# Status of Fresno County Public Health Laboratory



2020-07-09 12:43:35  
-119.74935 +36.72539



2020-08-17 19:54:55  
119.74939 +36.72





Be  
Safety  
Aware!

EXIT ROUTE





EXIT


TUBERKULOSIS-HILFSPROJEKT

ANTALERA S.A. CND-HILFSPROJEKT  
LPCODE: 0001 01C-C-00 04 24/19 11.05 ANTALERA S.A.



# Status of Medical Investigations and Contact Tracing


- Established a Division in the Department of Public Health for COVID investigation
- 180 full time permanent staff, extra help, contract, and State assigned staff
- Teams are focused on congregate settings (correctional facilities, SNFs, residential facilities, large employers)
- Establishing contracts with community-based organizations to expand education, investigation, and quarantine supports
- Building capacity with primary care system, hospitals, rural clinics

# Public Outreach Campaign



**“WEARING A MASK  
MINIMIZES YOUR  
EXPOSURE.”** - DR. JOHN MOUA  
UCSF FRESNO

  **HEALTHY  
FRESNO  
COUNTY**  
Better Together

 CCFMC  
Community Center of Fresno State

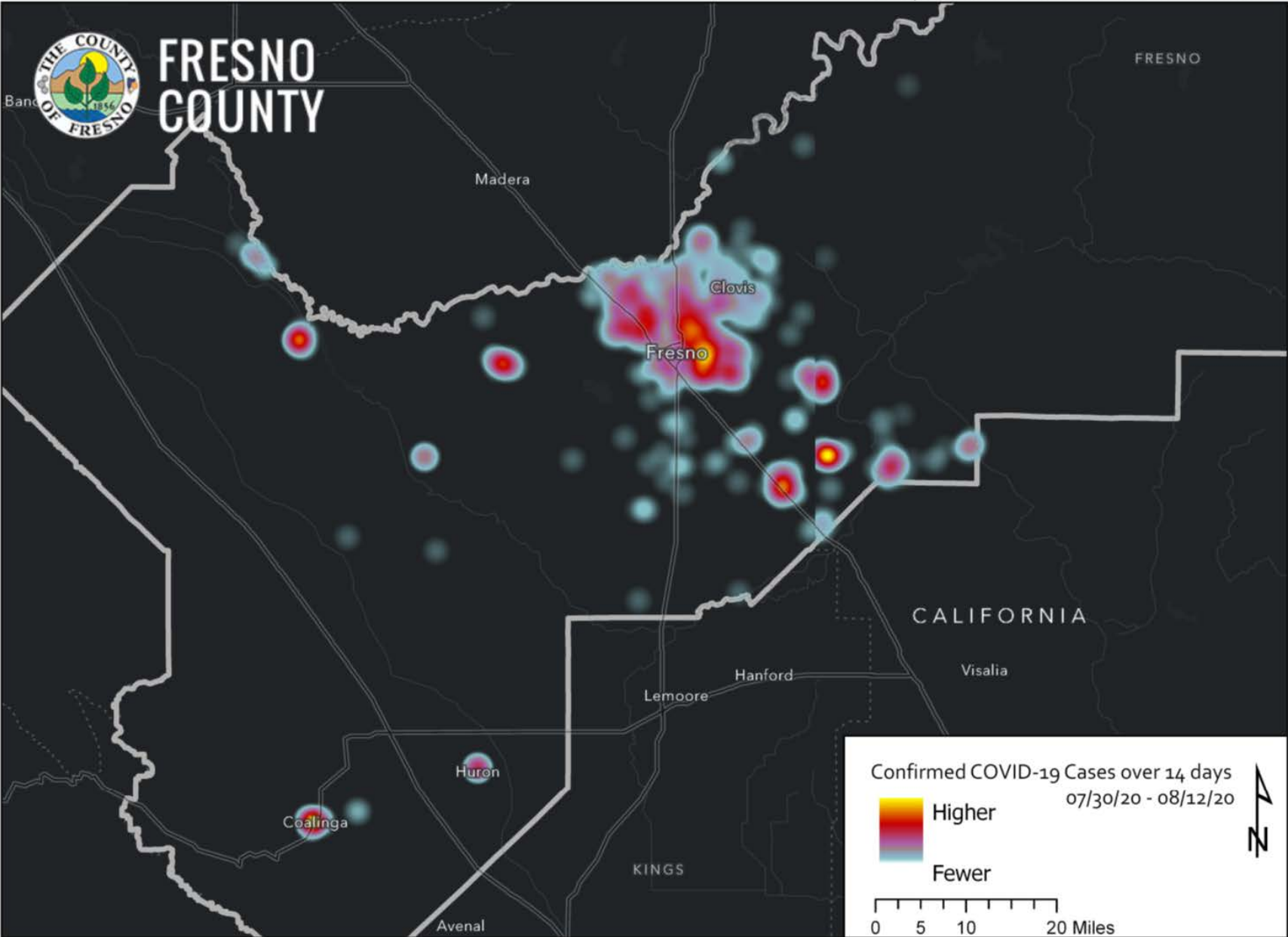
- <https://www.co.fresno.ca.us/departments/public-health/covid-19/covid-19-media-toolkit>

# Update on key objective underway

- Unified Support Team Coordination and Response
- Ag Industry Working Group Update
  - Ag Employers
  - Labor Contractors
  - Farm Labor Federation
  - CDFA and Fresno County Ag Commissioner
  - Community Foundation
- Schools Work Group
- Spatial reporting of cases

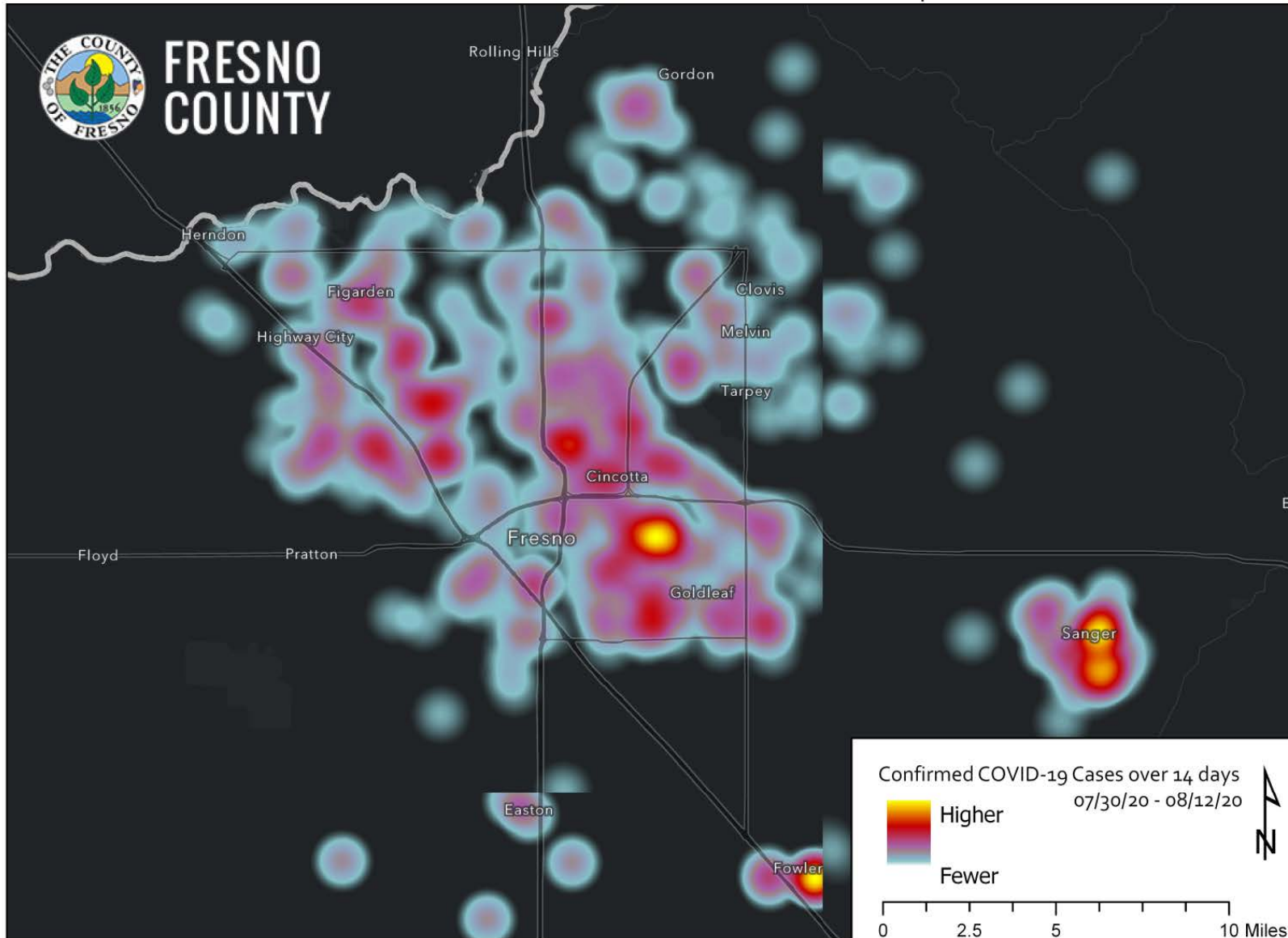
# Confirmed COVID-19 Case Map

Fresno County  
Department of Public Health



# Confirmed COVID-19 Case Map

Fresno County  
Department of Public Health



# DEPARTMENT OF BEHAVIORAL HEALTH

August 18, 2020

---



THE COUNTY OF FRESNO  
Department of  
Behavioral Health

# COVID-19 Response

---

- **Rapid shift to telehealth/telephone/telework**
  - **Equipment**
  - **Software**
- **Continue to see priority clients in person**
  - **All crisis services**
    - **Crisis Stabilization Units for Adults and Children**
    - **Adult and Adolescent Psychiatric Health Facilities**
    - **Crisis Residential Facility**
    - **Crisis Intervention Team and outreach services**
  - **Injections, blood draws, new medication starts**
  - **Other urgent treatment needs**
  - **Warm Line developed**
  - **Personal Protective Equipment and Space Configuration**
  - **Support to our contracted partners**





# COVID-19 Response

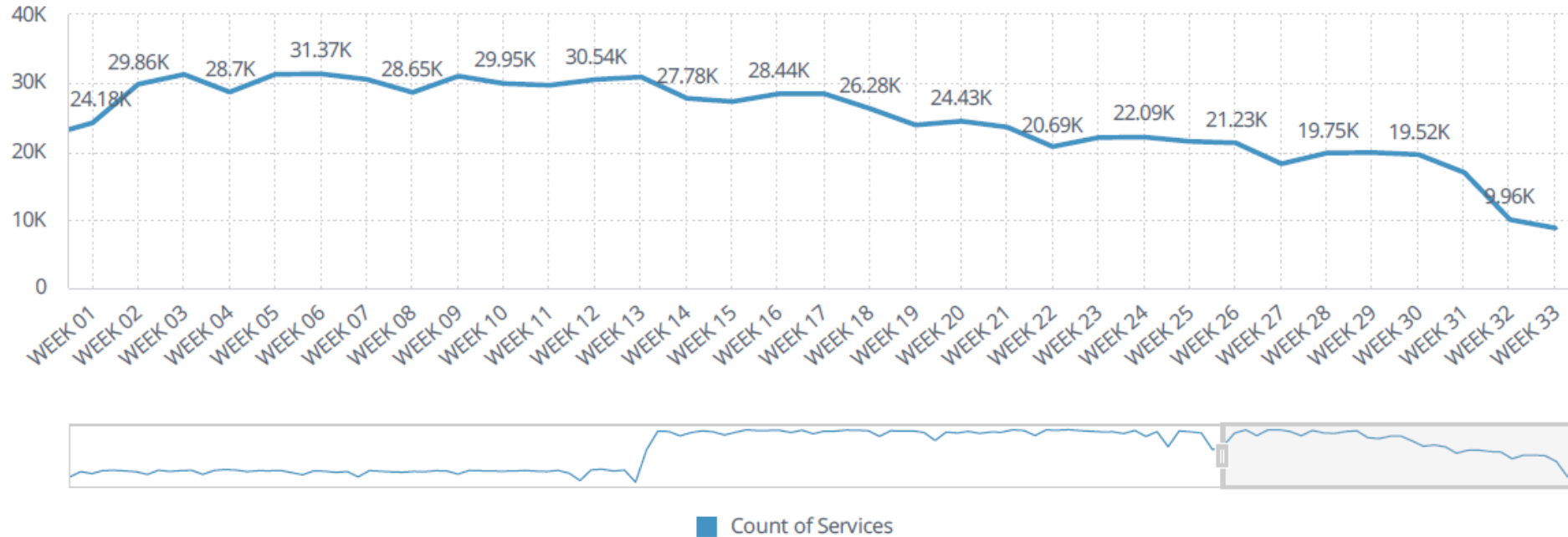
---

- **Many Waivers from State/Federal Government**
  - **Enable Telehealth/Telephone**
  - **Allow for consent/signatures, etc.**
  - **Pending for rate setting**
- **Preparing for “new normal”**
  - **Long-term telework feasibility exploration**
  - **Entrance/egress**
  - **Workspace configurations for physical distancing**
  - **Mask requirements**
  - **Person served satisfaction survey**
  - **Service impact analysis**
  - **Other aspects to be determined**



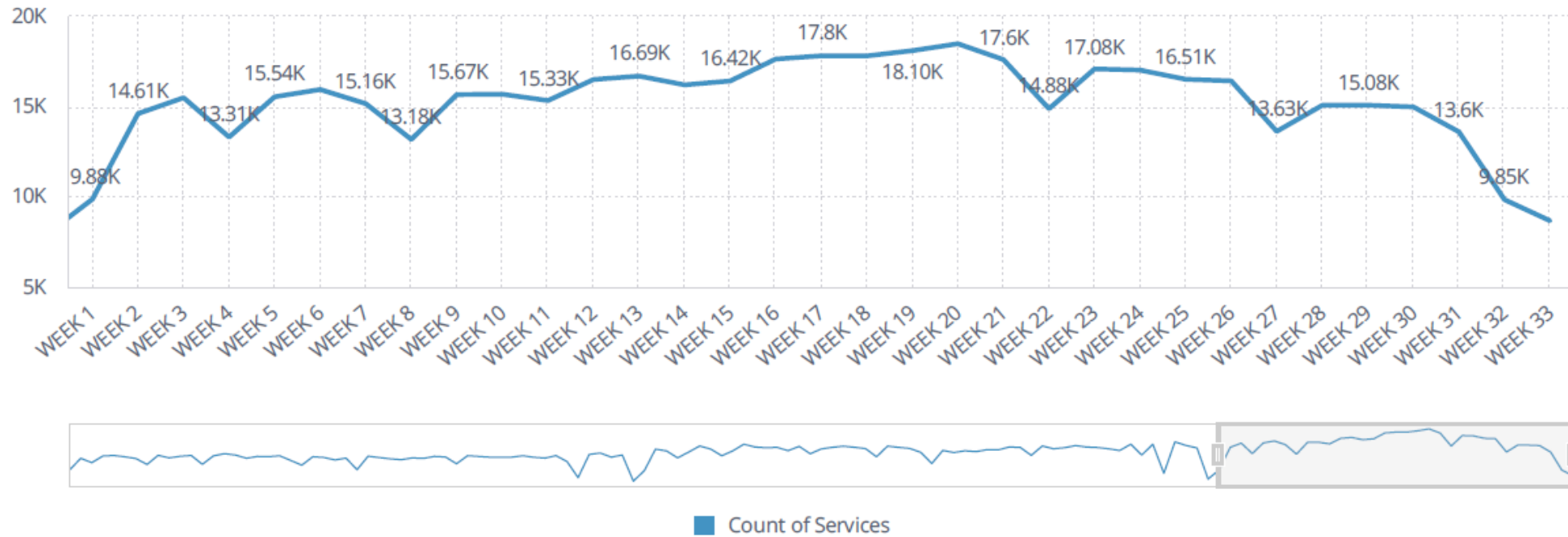
# COVID-19 Impact on Services

All Services in Avatar



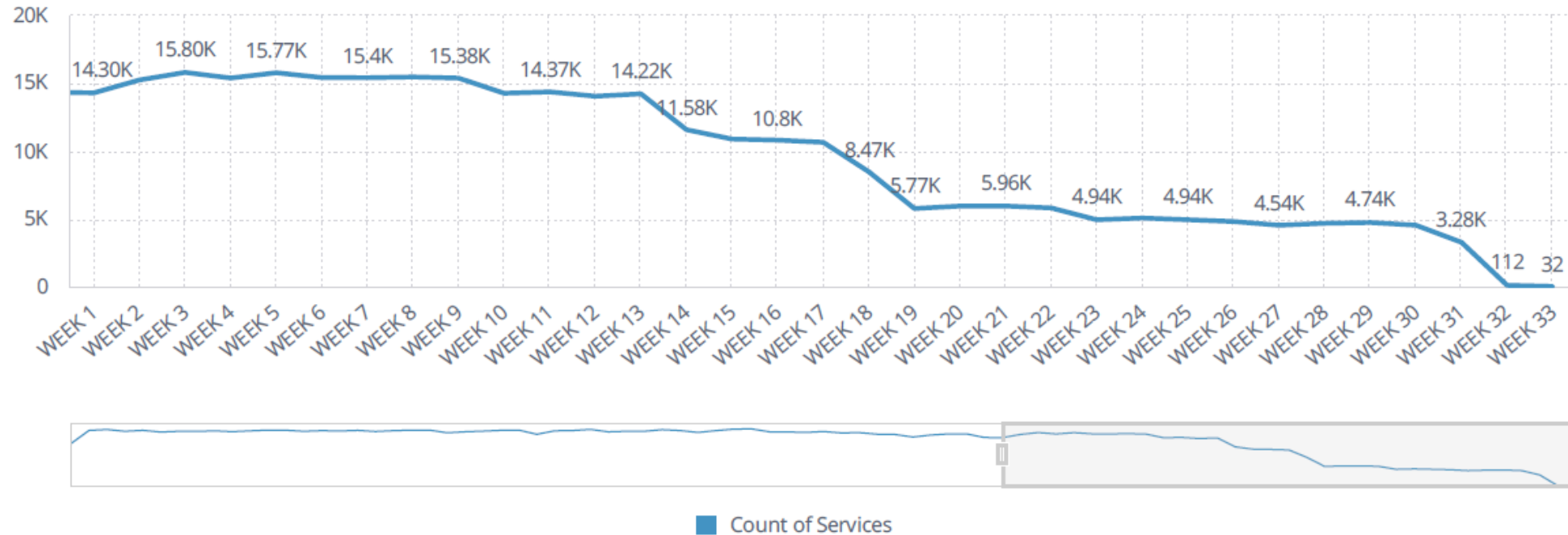
# COVID-19 Impact on Services

All MH Services in Avatar

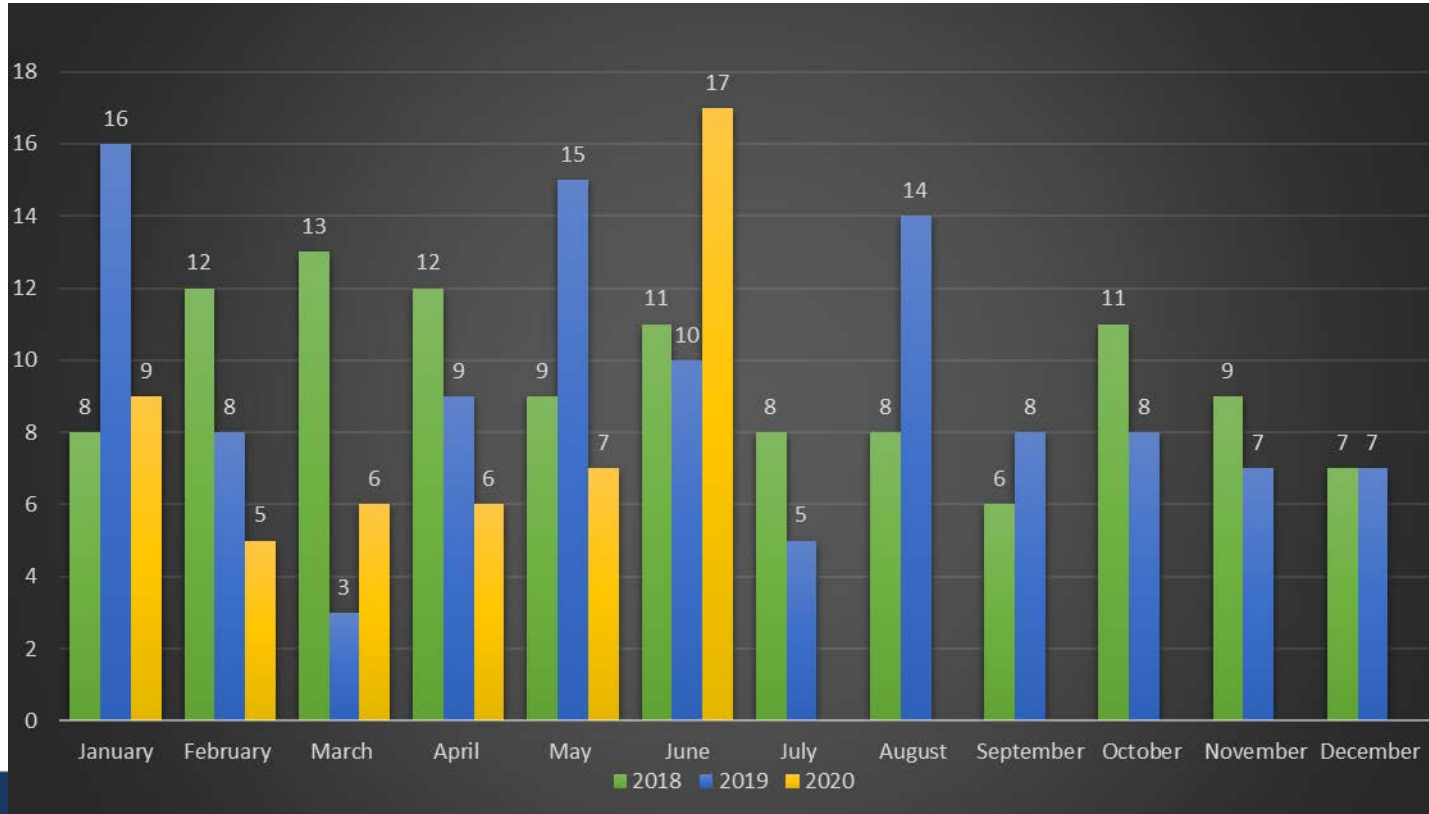


# COVID-19 Impact on Services

All SUD Services in Avatar



# COVID-19 Impact on Suicide



# California Budget Impacts

## Behavioral Health Estimated Funding (Dollars in Millions)

	18/19	19/20	20/21	21/22	22/23	% Change 18/19- 22/23
1991 MH Realignment	\$1,270.8	\$1,134.6	\$1,134.6	\$1,134.6	\$1,134.6	-10.7%
2011 BH Realignment	\$1,483.2	\$1,250.2	\$1,278.5	\$1,322.9	\$1,383.7	-6.7%
MHSA	\$2,105.3	\$1,847.8	\$2,242.3	\$1,919.3	\$1,704.0	-19.1%
<b>Total</b>	<b>\$4,729.4</b>	<b>\$4,060.9</b>	<b>\$4,424.0*</b>	<b>\$4,172.6</b>	<b>\$4,013.6</b>	<b>-13.1%</b>
Dollar Change		-\$626.70	\$422.80	-\$278.60	-\$154.50	
Percent Change		-12.9%	9.9%	-6.0%	-3.5%	

\*The increase in FY 20/21 is due to \$300 million in MHSA revenue deferred from FY 19/20 to 21/22.



# Questions?

---

# Thank You!



THE COUNTY OF FRESNO  
Department of  
Behavioral Health