

Bid Summary
Fresno County Department of Public Works and Planning

Project: Class A General Engineering Job Order Contract
Contract No.: 22-24-J, 22-25-J, 22-26-J

Bid Opening: 4/18/2023
Award Date: 5/23/2023

Bidders

- 1 Emmett's Excavation, Inc., 1477 Menlo Avenue Clovis, CA 93611**
- 2 Terra West Construction Incorporated, 1030 Gettysburg Ave Ste 107, Clovis, CA 93612**
- 3 Exbon Development Inc., 13831 Newhope St., Garden Grove, CA 92843**
- 4 Avison Construction, Inc., 40434 Brickyard Dr., Madera, CA 93636**

ITEM NO.	ITEM DESCRIPTION	1		2		3		4	
		Emmett's Excavation, Inc.		Terra West Construction Incorporated		Exbon Development Inc.		Avison Construction, Inc.	
1	Normal Working Hours Adjustment Factor (7:00am to 5:00pm Monday through Friday)	\$0.9700		\$1.1000		\$1.1200		\$1.1500	
2	Multiply Line 1 by 60%		0.5820		0.6600		0.6720		0.6900
3	Other Than Normal Working Hours Adjustment Factor (5:00pm to 7:00am Monday through Friday, and all day Saturday, Sunday, and Holidays)	\$0.9701		\$1.1500		\$1.1400		\$1.2000	
4	Multiply Line 3 by 10%		0.0970		0.1150		0.1140		0.1200
5	Normal Working Hours Adjustment Factor – Work Over Elevations of 3000 Feet (7:00am to 5:00pm Monday through Friday)	\$1.0000		\$1.2000		\$1.2000		\$1.2500	
6	Multiply Line 1 by 25%		0.2500		0.3000		0.3000		0.3125
7	Other Than Normal Working Hours Adjustment Factor – Work Over Elevations of 3000 Feet (5:00pm to 7:00am Monday through Friday, and all day Saturday, Sunday, and Holidays)	\$1.0001		\$1.2500		\$1.2100		\$1.3000	
8	Multiply Line 3 by 5%		0.0500		0.0625		0.0605		0.0650
9	Add Lines 2, 4, 6 & 8. This is the Award Criteria Figure	0.9790		1.1375		1.1465		1.1875	

SPECIFICATIONS

GENERAL ENGINEERING JOB ORDER CONTRACT

A MANDATORY pre-bid conference will be held at 10:00 a.m., on Tuesday, March 21, 2023 for the purpose of discussing the Job Order Contract concept, documents, bid considerations and to discuss Job Order Contracting from a contractor's viewpoint. The meeting will be held online (the link for which will be posted at <http://www.co.fresno.ca.us/planholders>).

BUDGET / ACCOUNT: 4510 / 7370



Department of Public Works and Planning

CONTRACT NUMBER 22-24-J, 22-25-J, 22-26-J



County of Fresno

DEPARTMENT OF PUBLIC WORKS AND PLANNING
STEVEN E. WHITE, DIRECTOR

April 6, 2023

Contract No. 22-24-J
22-25-J
22-26-J

ADDENDUM NO. 1 to CLASS A GENERAL ENGINEERING JOB ORDER CONTRACT, revising the Bidding and Contract Documents/Plans/Bid Opening as follows:

TABLE OF CONTENTS

No changes

NOTICE TO BIDDERS

No changes

SPECIAL PROVISIONS

No changes

PROPOSAL

No changes

BID BOOK

DELETE: Bid Security – Proposal 4

Accompanying this proposal is security (check one only) in amount equal to at least ten percent (10%) of the total amount of the bid:

REPLACE with:

Accompanying this proposal is security (check one only) in an amount equal to at least \$25,000.00:

AGREEMENT

No changes

PROJECT DETAILS

No changes

END OF ADDENDUM NO. 1

Addendum No. 1 CLASS A GENERAL ENGINEERING JOB ORDER CONTRACT

Contract No. 22-24-J, 22-25-J, 22-26-J

Page 1 of 2

Please attach this Addendum to the inside cover of the Specifications booklet. If you have given the Bidding and Contract Documents to someone else, please forward this Addendum.



Apr 5, 2023

Date Signed

Design Engineer:

A handwritten signature in blue ink, appearing to read "Mohammad Alimi", written over a horizontal line.

Mohammad Alimi PE C67156

FRESNO COUNTY
Department of Public Works and Planning
m/a 2220 Tulare Street, Suite 720
Fresno, CA 93721-2106



County of Fresno

DEPARTMENT OF PUBLIC WORKS AND PLANNING
STEVEN E. WHITE, DIRECTOR

April 13, 2023

Contract No. 22-24-J
22-25-J
22-26-J

ADDENDUM NO. 2 to CLASS A GENERAL ENGINEERING JOB ORDER CONTRACT, revising the Bidding and Contract Documents/Bid Opening as follows:

TABLE OF CONTENTS

No changes

NOTICE TO BIDDERS

DELETE:

2:00 P.M., (1400 hours and 00 seconds)
Thursday, April 13, 2023

REPLACE with:

2:00 P.M., (1400 hours and 00 seconds)
Tuesday, April 18, 2023

SPECIAL PROVISIONS

No changes

PROPOSAL

No changes

BID BOOK

DELETE: Proposal 3

REPLACE with: attached Proposal 3A

AGREEMENT

No changes

PROJECT DETAILS

No changes

END OF ADDENDUM NO. 2

Addendum No. 2 CLASS A GENERAL ENGINEERING JOB ORDER CONTRACT

Contract No. 22-24-J, 22-25-J, 22-26-J

Page 1 of 2

Please attach this Addendum to the inside cover of the Specifications booklet. If you have given the Bidding and Contract Documents to someone else, please forward this Addendum.



Apr 13, 2023

Date Signed

Design Engineer:

A handwritten signature in blue ink, appearing to read "Mohammad H. Alimi".

Mohammad Alimi PE C67156

FRESNO COUNTY
Department of Public Works and Planning
m/a 2220 Tulare Street, Suite 720
Fresno, CA 93721-2106

BIDDER: _____

Award Criteria Figure

Transfer the number on Line 9 from the Award Criteria Figure Calculation below to the space provided below constituting the Bidder's Award Criteria Figure. Transfer the number and write the words.

<div style="border-bottom: 1px solid black; width: 100%; height: 20px; margin-bottom: 5px;"></div> (Written in clearly legible words)	<div style="display: flex; align-items: center; justify-content: center;"> <div style="border: 1px solid black; width: 40px; height: 30px; display: flex; align-items: center; justify-content: center; margin-right: 5px;"> </div> <div style="margin: 0 5px;">■</div> <div style="display: flex; border: 1px solid black; width: 120px; height: 30px;"> <div style="border-right: 1px solid black; width: 30px; height: 30px; display: flex; align-items: center; justify-content: center;"> </div> <div style="border-right: 1px solid black; width: 30px; height: 30px; display: flex; align-items: center; justify-content: center;"> </div> <div style="border-right: 1px solid black; width: 30px; height: 30px; display: flex; align-items: center; justify-content: center;"> </div> <div style="width: 30px; height: 30px; display: flex; align-items: center; justify-content: center;"> </div> </div> </div> (Specify to four (4) decimal places in legible figures)
---	--

Award Criteria Figure Calculation

The weighted multipliers (Line 2, Line 4, Line 6 and Line 8) are for the purpose of calculating an Award Criteria Figure only. No assurances are made by the County that Work will be ordered under the Contract in a distribution consistent with the weighted percentages. The Award Criteria Figure is only used for the purpose of determining the lowest Bidder.

The County Reserves The Right To and Will Correct All Arithmetic Errors In the Calculation of the Award Criteria Figure For Correctness.

Instructions To Bidder: Specify lines 1 through 8 to four (4) decimal places. Use conventional rounding methodology (i.e., if the number in the 5th decimal place is 0-4, the number in the 4th decimal remains unchanged; if the number in the 5th decimal place is 5-9, the number in the 4th decimal is rounded upward).

Line 1.	Normal Working Hours Adjustment Factor (7:00am to 5:00pm Monday through Friday)	1.	
Line 2.	Multiply Line 1 by 60%		2.
Line 3.	Other Than Normal Working Hours Adjustment Factor (5:00pm to 7:00am Monday through Friday, and all day Saturday, Sunday, and Holidays)	3.	
Line 4.	Multiply Line 3 by 10%		4.
Line 5.	Normal Working Hours Adjustment Factor – Work Over Elevations of 3000 Feet (7:00am to 5:00pm Monday through Friday)	5.	
Line 6.	Multiply Line 5 by 25%		6.
Line 7.	Other Than Normal Working Hours Adjustment Factor – Work Over Elevations of 3000 Feet (5:00pm to 7:00am Monday through Friday, and all day Saturday, Sunday, and Holidays)	7.	
Line 8.	Multiply Line 7 by 5%		8.
Line 9.	Add Lines 2, 4, 6 and 8. This is the Award Criteria Figure :		

TABLE OF CONTENTS

COVER SHEET

BOARD ADOPTION AND ACKNOWLEDGMENT

Engineer's Signature
Consultant's Signature

NOTICE TO BIDDERS

BID ITEMS AND APPLICABLE SECTIONS

SPECIAL PROVISIONS

- 1 Definitions
- 2 Bidding
- 3 Contract Award and Execution
- 4 Scope of Work
- 5 Control of Work
- 6 Control of Materials
- 7 Legal Relations and Responsibility to the Public
- 8 Prosecution and Progress
- 9 Not Used
- 10 Construction Task Catalog® (electronic document incorporated by reference)
- 11 Technical Specifications (on electronic document incorporated by reference)

FEDERAL REQUIREMENTS

FEMA Requirements
Federal Requirements
Federal Forms

PROJECT DETAILS / DRAWINGS

Self-Dealing Transactions Disclosure Form
Sample Subcontractor List Form
Sample Guaranty Form
Revised Standard Specifications Dated 09-02-16

BID BOOK

Bidder's Declaration
Bid Form
Abbreviations Used
Signature Page
Noncollusion Declaration
Public Contract Code Certifications

AGREEMENT

Agreement
Exhibit A Required Federal-Aid Contract Language (Exhibit 12-G and Form 1273)
Exhibit B Minimum Federal Wage Rates Determination

PROJECT: GENERAL ENGINEERING JOB ORDER CONTRACT
CONTRACT NUMBER: 22-24-J, 22-25-J, 22-26-J

Sal Quintero, Chairman	3rd District
Nathan Magsig, Vice Chairman	5th District
Brian Pacheco	1st District
Steve Brandau	2nd District
Ernest Buddy Mendes	4th District

Paul Nerland, County Administrative Officer

Steven E. White, Director
Department of Public Works and Planning



Date Signed: Mar 23, 2023

Design Engineer: _____

A handwritten signature in blue ink, appearing to read "Mohammad H. Alimi".

Mohammad Alimi PE C67156

FRESNO COUNTY
Department of Public Works and Planning
m/a 2220 Tulare Street, Suite 720
Fresno, CA 93721-2106

NOTICE TO BIDDERS

Sealed proposals will be received at:

<https://www.bidexpress.com/businesses/36473/home>

and at the Fresno County Department of Public Works and Planning (Department), Office of the Design Engineer, Seventh Floor, Fresno County Plaza Building, 2220 Tulare Street, Fresno, CA 93721 until

**2:00 P.M., (1400 hours and 00 seconds)
Thursday, April 13, 2023**

If you have any questions about bid submission, please contact us at DesignServices@fresnocountyca.gov or calling (559) 600-4241.

Promptly following the closing of the bidding all timely submitted bids will be publicly opened and viewable via a livestream (the link for which will be posted at <http://www.co.fresno.ca.us/planholders>) for construction in accordance with the project specifications therefor, to which special reference is made as follows:

GENERAL ENGINEERING JOB ORDER CONTRACT**CONTRACT NUMBERS 22-24-J, 22-25-J, 22-26-J**

A Job Order Contract is an indefinite quantity contract pursuant to which the Contractor will perform an ongoing series of individual projects at different locations throughout the County of Fresno. The types of work to be done may include, but is not limited to: concrete repair, culvert repair, guardrail replacement, bridge removal, bridge wing wall repair, irrigation pipe replacement, repair of failed roadway sections, repair of asphalt dike, and minor parking lot repairs. Work being contemplated under the Job Order Contract may include potentially Federally-funded work associated with a declared disaster over which the Federal Emergency Management Agency would have oversight. The bid documents include a Construction Task Catalog® containing construction tasks with preset Unit Prices. All Unit Prices are based on local labor prevailing wages, material and equipment prices and are for the direct cost of construction.

The County of Fresno affirms that in any contract entered into pursuant to the advertisement, disadvantaged business enterprises will be afforded full opportunity to submit bids in response to this invitation. Bidders are advised that, as required by federal law, efforts should be made to engage Disadvantaged Business Enterprise (DBE) firms for any contracting or subcontracting opportunities, under this contract.

A MANDATORY pre-bid conference will be held at 10:00 a.m., on Tuesday, March 21, 2023, for the purpose of discussing the Job Order Contract concept, documents, bid considerations and to discuss Job Order Contracting from a contractor's viewpoint. The MANDATORY pre-bid conference will be held online (the link for which will be posted at <http://www.co.fresno.ca.us/planholders>).

Prospective bidders whose representative(s) attend the MANDATORY pre-bid conference will receive the electronic link to the official specifications, the Construction Task Catalog® and the Technical Specifications.

The County reserves the right, in its sole discretion, to schedule a second pre-bid conference via the issuance of an addendum to this contract. In such case, attendance at only one of the pre-bid conferences will be mandatory.

Bidders will submit one bid that will be considered for three (3) potential Contracts being offered. Bidders will bid two sets of Adjustment Factors to be applied to the Unit Prices. One set of Adjustment Factors will be for projects located at lower elevations, and one set of Adjustment Factors for projects at elevations above 3000 feet. Each set of Adjustment Factors will include one Adjustment Factor for performing work during Normal Working Hours and a second Adjustment Factor for performing work during Other Than Normal Working Hours. All Adjustment Factors apply to every task in the Construction Task Catalog®.

Upon award of the contract and as projects are identified, the Contractor will jointly scope the work with the County Project Manager. The County Project Manager will prepare a Detailed Scope of Work and issue a Request for Proposal to the Contractor. The Contractor will then prepare a Job Order Proposal for the project including a Job Order Price Proposal, Schedule, Sketches or Drawings, a list of subcontractors, and other requested documentation. The Job Order Price shall equal the value of the approved Job Order Price Proposal. The value of the Job Order Price Proposal shall be calculated by summing the total of the calculation for each Pre-priced Task (Unit Price x quantity x Adjustment Factor) plus the value of all Non Pre-priced Tasks.

If the Job Order Proposal is found to be complete and reasonable, a Notice to Proceed with the Job Order may be issued. The Contractor is required to complete each Detailed Scope of Work for the Job Order Price within the Job Order Completion Time.

A Job Order will reference the Detailed Scope of Work and set forth the Job Order Completion Time, and the Job Order Price. The Job Order Price is determined by multiplying the preset Unit Prices by the appropriate quantities and by the appropriate Adjustment Factor. The Job Order Price shall be lump sum, fixed price for the completion of the Detailed Scope of Work. A separate Job Order will be issued for each project. Extra work, credits, and deletions will be contained in a Supplemental Work Order.

Minimum and Maximum Contract Values:

- A. There is no Minimum Contract Value for this Contract. If a contract is awarded, the Contractor is not guaranteed to receive the opportunity to perform a specified minimum amount of work during the Contract Term.
- B. The Maximum Contract Value is \$3,000,000, with one option to increase the Maximum Contract Value up to the amount currently authorized by the California Public Contract Code during the term of the Contract. The Contractor is not guaranteed to receive this volume of Job Orders. It is merely an estimate. The Owner has no obligation to issue Job Orders in excess of the Minimum Contract Value. The awarded Contractors will be required to obtain payment and performance bonds for the Maximum Contract Value.
- C. The successful bidder shall furnish a payment bond and a performance bond in the amount of \$2,000,000 each as a security for the payment of all persons performing and furnishing materials in connection with this Contract. If the aggregate outstanding Job Orders issued under the contract exceed \$2,000,000, increases in the Payment and Performance Bonds in increments of \$500,000 will be required such that the amount of the Payment and Performance Bonds are not less than one hundred percent (100%) of the outstanding aggregate Job Orders issued. Bonds shall remain in force for the duration and until completion of any outstanding Job Order. At no time may the sum of outstanding Job Orders exceed the amount of the Payment and Performance Bonds.

Contract Term:

- A. The Contract Term commences on the date the contract is executed by the County of Fresno Board of Supervisors (i.e.: the effective date of the Contract).

B. The term of the Job Order Contract will be either for one year or when issued Job Orders totaling the Maximum Contract Value have been completed, whichever occurs first. All Job Orders must be issued but not necessarily completed within one calendar year of the effective date of the Contract. All Job Orders for which a Notice to Proceed is issued by the County Contract Manager during the term of this Contract shall be valid and in effect notwithstanding that the Detailed Scope of Work may be performed, payments may be made, and the guarantee period may continue, after the Contract Term has expired. All terms and conditions of the Contract apply to each Job Order. No notices to proceed will be issued after 5:00, P.M. on the final day of the Contract Term.

Bidders may fill out a Request to be Added to Planholders List:

<https://www.co.fresno.ca.us/departments/public-works-planning/divisions-of-public-works-and-planning/design-division/planholders-list-request-to-be-added>

Requesters will then be listed as a planholder for the project on the website and receive notifications and addenda issued for the project.

Prospective bidders may also select the project on www.BidExpress.com. Those that demonstrate interest in the project will be added to the planholders list, and receive notifications and addenda issued for the project.

Planholder and exchange/publication names may be obtained from the Fresno County website at <http://www.co.fresno.ca.us/planholders>. Electronic copies in “.pdf” file format of the official project plans and specifications and such additional supplemental project information as may be provided at the mandatory pre-bid conference.

The bid documents are available online at: <https://www.bidexpress.com/businesses/36473/home> and bids may be submitted electronically through that website.

If a bidder is unable to submit a bid via Bid Express, Bid books, which contain bid proposal sheets necessary to submit a bid, may be obtained at <http://www.co.fresno.ca.us/planholders>. Paper bids shall be submitted in a sealed, opaque envelope addressed to the Department and labeled with the name of the bidder, the name of the project, the contract number, and the statement 'Do Not Open Until The Time Of Bid Opening.'

A Summary of Bids will be posted at the above listed website, generally within 24 hours of the Bid Opening.

All questions regarding this project shall be in writing and shall be received by the Department of Public Works and Planning, Design Division, no later than 2:00 P.M. on the seventh (7th) calendar day before bid opening. Any questions received after this deadline will not receive a response unless the Department of Public Works and Planning elects to issue an addendum to revise the bid opening date. In the event that the bid opening date is revised, the deadline for questions will be extended to no later than 2:00 P.M. on the seventh (7th) calendar day before the revised bid opening date. Questions shall be submitted on the “Contractor Request For Clarification” form provided on the project website at:

<http://www.co.fresno.ca.us/departments/public-works-and-planning/construction-bidding-opportunities/22-24-j-22-25-j-22-26-j-class-a-general-engineering-job-order-contract/request-for-clarification-form>

Any changes to, or clarification of, the project plans and specifications shall be in the form of a written addendum issued to planholders of record. Questions that prompt a change or clarification shall be included in the addendum with the subsequent answer.

Any oral explanation or interpretations given to this project are not binding.

The County intends to award a contract to each of the three (3) lowest responsible bidders. One proposal must be submitted by each bidder wishing to bid for one of the three contracts in the Class A license category. Bids will be compared, for purposes of identifying the apparent low bidder for proposed award of the contract, on the basis of the Award Criteria Figure. The Award Criteria Figure is the sum of the weighted Adjustment Factors.

The Construction Task Catalog® is priced at a net value of 1.0000. The bid shall be an increase to (e.g., 1.1000) or decrease to (e.g., 0.9500) the Unit Prices listed in the Construction Task Catalog®. Bidders who submit separate Adjustment Factors for separate Unit Prices will be considered non-responsive and their bid will be rejected.

The Owner selected The Gordian Group's (Gordian) Job Order Contracting (JOC) Solution for their JOC program. The Gordian JOC Solution™ includes Gordian's proprietary JOC Software and JOC Applications, construction cost data, and Construction Task Catalog® which shall be used by the Contractor solely for the purpose of fulfilling its obligations under this Contract, including the preparation and submission of Job Order Proposals, Price Proposals, subcontractor lists, and other requirements specified by the Owner. The Contractor shall be required to execute Gordian's JOC System License and Fee Agreement and pay a 1% JOC System License Fee to obtain access to the Gordian JOC Solution™. The JOC System License Fee applies to all Job Orders issued to the Contractor under the terms this Contract. The Contractor shall include the JOC System License Fee in the Adjustment Factors.

Bid security in the amount of \$25,000 and in the form of a bid bond issued by an admitted surety insurer licensed by the California Department of Insurance, cash, cashier's check or certified check shall accompany the bid. Bid security shall be made in favor of the County of Fresno. You must either attach an electronic bid bond or provide an original bid bond (or other form of bid security authorized by Public Contract Code Section 20129(a)), prior to the bid opening, in accordance with the detailed directions set forth in Section 2-1.33(4) ("Proposal 4 – Bid Security and Signature") of the Instructions to Bidders. Each paper bid bond shall be submitted in a sealed envelope addressed to the Department and labeled with the name of the bidder, the name of the project, the contract number and the statement 'Bid Bond – Do Not Open Until the Time of Bid Opening.'

No contract will be awarded to a contractor who has not been licensed in accordance with the provisions of the Contractors State License Law, California Business and Professions Code, Division 3, Chapter 9, as amended, or whose bid is not on the proposal form included in the contract document. A valid California Contractor's License, **Class A (General Engineering)**, is required for this project.

Pursuant to Section 1773 of the Labor Code, the general prevailing wage rates in the county, or counties, in which the work is to be done have been determined by the Director of the California Department of Industrial Relations. These wages are set forth in the General Prevailing Wage Rates for this project, available at County of Fresno, Department of Public Works and Planning, 2220 Tulare Street, Sixth Floor, Fresno CA 93721-2104 and available from the California Department of Industrial Relations' Internet web site at <http://www.dir.ca.gov/DLSR/PWD>. Future effective general prevailing wage rates, which have been predetermined and are on file with the California Department of Industrial Relations are referenced but not printed in the general prevailing wage rates.

This project is subject to compliance monitoring and enforcement by the Department of Industrial Relations.

No contractor or subcontractor may be listed on a bid proposal for a public works project unless registered with the Department of Industrial Relations pursuant to Labor Code section 1725.5 [with limited exceptions from this requirement for bid purposes only under Labor Code section 1771.1(a)].

No contractor or subcontractor may be awarded a contract for public work on a public works project unless registered with the Department of Industrial Relations pursuant to Labor Code section 1725.5.

This contract is subject to state contract nondiscrimination and compliance requirements pursuant to Government Code, Section 12990.

The Federal minimum wage rates for this project as predetermined by the United States Secretary of Labor are set forth in **General Decision Number CA20230018, Dated 03/03/2023**, which is incorporated in these special provisions by this reference as if fully set forth herein and which can be viewed at <https://www.SAM.gov>, under CA20230018. Said Federal wage rates, as well as project plans, special provisions, and bid forms, may also be examined at the County of Fresno office described in the preceding paragraph. Addenda to modify the reference to Federal minimum wage rates to reflect revisions thereto, if necessary, will be issued to planholders of record.

Attention is directed to the federal provisions in the "Federal Requirements" section of these specifications and Articles X, XI, and XII of the Agreement. If there is a difference between the minimum wage rates predetermined by the Secretary of Labor and the general prevailing wage rates determined by the Director of the California Department of Industrial Relations for similar classifications of labor, the Contractor and subcontractors shall pay not less than the higher wage rate. The Department will not accept lower State wage rates not specifically included in the Federal minimum wage determinations. This includes "helper" (or other classifications based on hours of experience) or any other classification not appearing in the Federal wage determinations. Where Federal wage determinations do not contain the State wage rate determination otherwise available for use by the Contractor and subcontractors, the Contractor and subcontractors shall pay not less than the Federal minimum wage rate, which most closely approximates the duties of the employees in question.

Each bond specified in this Notice shall be issued by a surety company designated as an admitted surety insurer in good standing with and authorized to transact business in this state by the California Department of Insurance, and acceptable to the County of Fresno. Bidders are cautioned that representations made by surety companies will be verified with the California Department of Insurance. Additionally, the County of Fresno, in its discretion, when determining the sufficiency of a proposed surety company, may require the surety company to provide additional information supported by documentation. The County generally requires such information and documentation whenever the proposed surety company has either a Best's Key Rating Guide of less than **A** and a financial size designation of less than **VIII**. Provided, however, that the County expressly reserves its right to require all information and documentation to which the County is legally entitled from any proposed surety company.

The Board of Supervisors reserves the right to reject any or all bids.

Board of Supervisors, County of Fresno

Paul Nerland, County Administrative Officer

Bernice E. Seidel, Clerk of the Board

Issue Date: March 7, 2023

Special Provisions

DIVISION I GENERAL PROVISIONS

1 GENERAL

1-1.01 GENERAL

Add to the beginning of Section 1:

The work is done in accordance with the 2015 *Standard Specifications*, 2015 *Standard Plans* and the following special provisions.

Where these special provisions indicate to replace, add to, delete, delete from, or otherwise modify a "section," or a portion thereof, the section or portion thereof to which such modification is to be applied is the section or portion thereof with the corresponding numbering in the 2015 *Standard Specifications*.

Except to the extent that they may conflict with these special provisions, revised standard specifications apply if included in the project details section of the book entitled "Specifications."

Revised standard plans apply if listed on the "List of Revised Standard Plans," if any, in these special provisions; or if shown or referenced on the project plans or in the project details section of the book entitled "Specifications."

In case of conflict between the *Standard Specifications* and these special provisions, the special provisions shall take precedence over and be used in lieu of such conflicting portions.

In case of conflict between applicable revised standard specifications and these special provisions, the special provisions shall take precedence over and be used in lieu of such conflicting portions.

The work of this Contract will be set forth in the detailed Scopes of Work referenced in the individual Job Orders. The Contractor is required to complete each Detailed Scope of Work for the Job Order Price within the Job Order Completion Time.

The Contractor shall perform all labor, and furnish all materials, equipment and incidentals required to make each item complete.

The Contractor shall perform work equaling at least 20 percent of the value any individual Job Order with the Contractor's own employees and equipment, owned or rented, with or without operators except as otherwise may be allowed as described hereinafter. The County Contract Manager may, in their sole and absolute discretion, provide a written waiver such requirement for any particular Job Order.

Add to the end of section 1-1.01:

Bid Items and Applicable Sections

Item code	Item description	Applicable section
090010A	SUPPLEMENTAL WORK	9
090020A	SUPPLEMENTAL WORK (PAYMENT ADJUSTEMENT FOR PRICE INDEX FLUCTUATIONS)	9
141000	TEMPORARY FENCE (TYPE ESA)	16
146005	TEMPORARY WETLAND PROTECTION MAT (EA)	16
146006	TEMPORARY WETLAND PROTECTION MAT (LS)	16
150100	PUBLIC SAFETY PLAN	60
150190	INJECT CRACK (EPOXY)	60
150200	CLOSE ACCESS, DECK	60
150201	SOFFIT ACCESS EXTENSION	60
150202	CORE AND PRESSURE GROUT DOWEL	60
150203	ABANDON CULVERT (EA)	71
150204	ABANDON CULVERT (LF)	71
150205	ABANDON REINFORCED CONCRETE BOX	71
150208	ABANDON DECK DRAIN	71
150209	ABANDON DRAINAGE FACILITY	71

150221	ABANDON INLET	71
150224	ABANDON MANHOLE	71
150227	ABANDON PIPELINE	71
150230	DESTROY WELL	76
150241	ABANDON SEWER	71
150305	OBLITERATE SURFACING	78
150310	RAPID SETTING CONCRETE (PATCH)	60
150312	REPAIR SPALLED SURFACE AREA	60
150604	REMOVE WOOD FENCE	80
150605	REMOVE FENCE	80
150606	REMOVE FENCE (TYPE BW)	80
150607	REMOVE FENCE (TYPE WM)	80
150608	REMOVE CHAIN LINK FENCE	80
150615	REMOVE ENTRANCE TAPER	71
150620	REMOVE GATE	80
150630	REMOVE MARKER	82
150646	REMOVE PEDESTRIAN BARRICADE	56
150655	REMOVE BARRIER	83
150656	REMOVE CABLE BARRIER	83
150661	REMOVE GUARDRAIL	83
150665	REMOVE SINGLE METAL BEAM BARRIER	83
150667	REMOVE DOUBLE METAL BEAM BARRIER	83
150668	REMOVE FLARED END SECTION	70
150676	REMOVE CABLE RAILING	83
150685	REMOVE IRRIGATION FACILITY	20
150711	REMOVE PAINTED TRAFFIC STRIPE	84
150712	REMOVE PAINTED PAVEMENT MARKING	84
150714	REMOVE THERMOPLASTIC TRAFFIC STRIPE	84
150715	REMOVE THERMOPLASTIC PAVEMENT MARKING	84
150720	REMOVE CONTRAST TREATMENT	84
150722	REMOVE PAVEMENT MARKER	81
150740	REMOVE SIGN	82
150741	REMOVE ROADSIDE SIGN MOUNTED ON MAST ARM	82
150742	REMOVE ROADSIDE SIGN	82
150743	REMOVE SIGN FROM ELECTROLIER	82
150744	REMOVE ROADSIDE SIGN (WOOD POST)	82
150745	REMOVE ROADSIDE SIGN (METAL POST)	82
150746	REMOVE ROADSIDE SIGN (TIMBER POLE)	82
150747	REMOVE ROADSIDE SIGN (STRAP AND SADDLE BRACKET METHOD)	82
150748	REMOVE ROADSIDE SIGN PANEL	82
150749	REMOVE METAL POST	82
150750	REMOVE ROADSIDE SIGN (STEEL POST)	82
150755	REMOVE SIGN STRUCTURE WALKWAY (EA)	56
150756	REMOVE SIGN STRUCTURE WALKWAY (LS)	56
150757	REMOVE SIGN STRUCTURE (EA)	56
150758	REMOVE SIGN STRUCTURE (LS)	56
150761	REMOVE SIGN PANEL AND REMOVABLE SIGN PANEL FRAME	82
150762	REMOVE SIGN FROM SIGN FRAME	82
150763	REMOVE SIGN PANEL	82
150764	REMOVE SIGN OVERLAY	82
150765	REMOVE SIGN POST	82
150767	REMOVE BRIDGE MOUNTED SIGN	56
150768	REMOVE ASPHALT CONCRETE PAVEMENT (CY)	39
150770	REMOVE ASPHALT CONCRETE PAVEMENT (SQFT)	39
150771	REMOVE ASPHALT CONCRETE DIKE	39

150772	REMOVE CURB	73
150776	REMOVE DRAINAGE FACILITY (EA)	71
150777	REMOVE DRAINAGE FACILITY (LS)	71
150780	REMOVE GUTTER DRAIN	71
150801	REMOVE OVERSIDE DRAIN	71
150807	REMOVE STORM DRAIN	71
150808	REMOVE CULVERT (EA)	71
150809	REMOVE CULVERT (LF)	71
150810	REMOVE PIPE (EA)	71
150812	REMOVE PIPE (LF)	71
150814	REMOVE DOWNDRAIN (EA)	71
150815	REMOVE DOWNDRAIN (LS)	71
150816	REMOVE REINFORCED CONCRETE BOX CULVERT (EA)	71
150817	REMOVE REINFORCED CONCRETE BOX CULVERT (LF)	71
150818	REMOVE REINFORCED CONCRETE BOX CULVERT (CY)	71
150819	REMOVE REINFORCED CONCRETE BOX CULVERT (LS)	71
150820	REMOVE INLET	71
150821	REMOVE HEADWALL	71
150824	REMOVE SEWER MANHOLE	71
150826	REMOVE MANHOLE	71
150827	REMOVE CATCH BASIN	71
150828	REMOVE JUNCTION BOX	71
150831	REMOVE DRAINAGE JUNCTION STRUCTURE	71
150832	REMOVE RETAINING WALL (CY)	60
150833	REMOVE RETAINING WALL (LF)	60
150834	REMOVE RETAINING WALL (WOOD)	60
150836	REMOVE RETAINING WALL (LS)	60
150837	REMOVE RETAINING WALL (PORTION) (CY)	60
150838	REMOVE RETAINING WALL (PORTION) (LF)	60
150839	REMOVE RETAINING WALL (PORTION) (LS)	60
150841	REMOVE SEWER PIPE	71
150847	REMOVE CONCRETE PAVEMENT AND BASE	41
150851	REMOVE SLOPE PAVING (LS)	72
150852	REMOVE SLOPE PAVING (SQYD)	72
150853	REMOVE CONCRETE PAVEMENT (SQYD)	41
150854	REMOVE CONCRETE PAVEMENT (CY)	41
150857	REMOVE ASPHALT CONCRETE SURFACING	60
150859	REMOVE ASPHALT CONCRETE OVERSIDE DRAIN	71
150860	REMOVE BASE AND SURFACING	39
150870	REMOVE CONCRETE DECK SURFACE	60
151211	SALVAGE CORRUGATED METAL PIPE	71
151212	SALVAGE CORRUGATED METAL PIPE ARCH	71
151214	SALVAGE REINFORCED CONCRETE PIPE	71
151224	REMOVE DELINEATOR	81
151226	SALVAGE GRATE	71
151227	SALVAGE FRAME AND GRATE	71
151230	SALVAGE DOWNDRAIN	71
151251	SALVAGE IRRIGATION FACILITY	20
151258	SALVAGE DELINEATOR	81
151261	SALVAGE FENCE (TYPE BW)	80
151264	SALVAGE FENCE	80
151265	SALVAGE SINGLE THRIE BEAM BARRIER	83
151266	SALVAGE DOUBLE THRIE BEAM BARRIER	83
151268	SALVAGE CHAIN LINK GATE	80
151269	SALVAGE MARKER	82
151270	SALVAGE METAL BRIDGE RAILING	83

151274	SALVAGE CONCRETE BARRIER (TYPE K)	83
151280	SALVAGE ROADSIDE SIGN (STRAP AND SADDLE BRACKET METHOD)	82
151281	SALVAGE ROADSIDE SIGN	82
151282	SALVAGE ROADSIDE SIGN PANEL	82
151284	SALVAGE ROADSIDE SIGN (WOOD POST)	82
151285	SALVAGE SIGN PANEL	82
151286	SALVAGE SIGN STRUCTURE	56
151287	SALVAGE SIGNS AND FLASHING BEACONS	82
151290	SALVAGE ROADSIDE SIGN (METAL POST)	82
151295	SALVAGE GUARDRAIL (STEEL POST)	83
151296	SALVAGE GUARDRAIL	83
151508	RECONSTRUCT DRAINAGE FACILITY (EA)	71
151509	RECONSTRUCT DRAINAGE FACILITY (LS)	71
151512	RECONSTRUCT INLET	71
151531	RECONSTRUCT FENCE	80
151534	RECONSTRUCT WOOD FENCE	80
151536	RECONSTRUCT FENCE (TYPE BW)	80
151537	RECONSTRUCT FENCE (TYPE WM)	80
151538	RECONSTRUCT CHAIN LINK RAILING	83
151540	RECONSTRUCT CHAIN LINK FENCE	80
151554	RECONSTRUCT CHAIN LINK GATE	80
151568	RECONSTRUCT THRIE BEAM BARRIER	83
151570	RECONSTRUCT DOUBLE THRIE BEAM BARRIER	83
151573	RECONSTRUCT GUARDRAIL	83
151581	RECONSTRUCT SIGN STRUCTURE	56
151626	RECONSTRUCT GUARDRAIL (7' POST)	83
151627	RECONSTRUCT GUARDRAIL (WOOD POST)	83
152255	RESET MAILBOX	78
152261	RESET INLET	71
152266	RESET FRAME AND GRATE	71
152291	RESET GATE	80
152299	RESET MILEPOST MARKER	82
152300	RESET OBJECT MARKER	82
152301	RESET MARKER	82
152303	RESET MARKERS AND DELINEATORS	81
152315	RESET CRASH CUSHION	83
152316	RESET ROADSIDE SIGN (ONE POST)	82
152317	RESET ROADSIDE SIGN (TWO POST)	82
152320	RESET ROADSIDE SIGN	82
152322	RESET ROADSIDE SIGN (WOOD POST)	82
152324	RESET ROADSIDE SIGN (METAL POST)	82
152325	RESET ROADSIDE SIGN (STRAP AND SADDLE BRACKET METHOD)	82
152370	RELOCATE MAILBOX	78
152372	RELOCATE CONCRETE BARRIER (TYPE K)	83
152379	RELOCATE FENCE	80
152380	RELOCATE CHAIN LINK FENCE	80
152381	RELOCATE GATE	80
152383	RELOCATE OVERSIDE DRAIN	71
152384	RELOCATE OBJECT MARKER	82
152385	RELOCATE MARKER	82
152386	RELOCATE ROADSIDE SIGN-ONE POST	82
152387	RELOCATE ROADSIDE SIGN-TWO POST	82
152388	RELOCATE CRASH CUSHION	83
152390	RELOCATE ROADSIDE SIGN	82
152391	RELOCATE ROADSIDE SIGN (METAL POST)	82

152392	RELOCATE ROADSIDE SIGN (WOOD POST)	82
152393	RELOCATE ROADSIDE SIGN (STRAP AND SADDLE BRACKET METHOD)	82
152394	RELOCATE SIGN STRUCTURE	56
152395	RELOCATE GUARDRAIL	83
152396	RELOCATE SIGN PANEL	82
152398	RELOCATE SIGN STRUCTURE (BRIDGE-MOUNTED)	56
152399	RELOCATE FRAMED SIGN PANEL	82
152400	ADJUST SEWER CLEANOUT TO GRADE	71
152415	ADJUST EDGE DRAIN CLEANOUT	71
152422	ADJUST MONUMENT COVER	78
152423	ADJUST MONUMENT TO GRADE	78
152430	ADJUST INLET	71
152431	ADJUST GRATE	71
152432	ADJUST MANHOLE	71
152434	ADJUST RISER	71
152436	ADJUST DOWNDRAIN	71
152437	ADJUST OVERSIDE DRAIN	71
152438	ADJUST FRAME AND COVER TO GRADE	71
152439	ADJUST FRAME AND GRATE TO GRADE	71
152440	ADJUST MANHOLE TO GRADE	71
152441	ADJUST VALVE BOX FRAME AND COVER TO GRADE	71
152443	ADJUST PIPE INLET TO GRADE	71
152453	ADJUST VALVE BOX	71
152454	ADJUST PULL BOX	86
152469	ADJUST UTILITY COVER TO GRADE	71
152472	ADJUST UTILITY COVER	71
152473	ADJUST UNDERDRAIN RISER	71
152475	ADJUST SEWER MANHOLE	71
152501	ADJUST GUARDRAIL	83
152555	ADJUST SLOTTED DRAIN TO GRADE	71
152600	MODIFY DRAINAGE FACILITY	71
152601	MODIFY DRAINAGE STRUCTURE	71
152602	MODIFY HEADWALL	71
152603	MODIFY DRAINAGE SYSTEM	71
152604	MODIFY INLET	71
152605	MODIFY INLET GRATE	71
152606	MODIFY DOWNDRAIN	71
152607	MODIFY CATCH BASIN	71
152608	MODIFY SLOTTED PIPE GRATE	71
152609	MODIFY INLET TO MANHOLE	71
152610	MODIFY MANHOLE	71
152622	MODIFY EDGE DRAIN CLEANOUT	71
152633	MODIFY GUARDRAIL	83
152641	MODIFY SIGN STRUCTURE	56
152650	MODIFY CHAIN LINK FENCE	80
152659	PLASTIC PIPE LINER	71
152664	PLASTIC PIPE LINER (21.50" O.D.)	71
153103	COLD PLANE ASPHALT CONCRETE PAVEMENT	39
153130	REMOVE CONCRETE CURB (LF)	73
153131	REMOVE CONCRETE CURB (CY)	73
153132	REMOVE CONCRETE CURB (LS)	73
153133	REMOVE CONCRETE CURB (SQYD)	73
153136	REMOVE CONCRETE CURB AND SIDEWALK (LF)	73
153138	REMOVE CONCRETE CURB AND SIDEWALK (SQYD)	73
153139	REMOVE CONCRETE SIDEWALK (LF)	73

153140	REMOVE CONCRETE SIDEWALK (SQYD)	73
153141	REMOVE CONCRETE ISLAND (PORTIONS) (SQYD)	73
153142	REMOVE CONCRETE ISLAND (PORTIONS) (CY)	73
153211	REMOVE CONCRETE SIDEWALK AND DRIVEWAY	73
153213	REMOVE CONCRETE (STRUCTURE)	73
153215	REMOVE CONCRETE (CURB AND GUTTER)	73
153219	REMOVE CONCRETE FLARED END SECTION	70
153220	REMOVE CONCRETE (CHANNEL)	71
153221	REMOVE CONCRETE BARRIER	83
153223	REMOVE UNSOUND CONCRETE	60
153224	POLYESTER CONCRETE EXPANSION DAM	60
153225	PREPARE CONCRETE BRIDGE DECK SURFACE	60
153226	REFINISH BRIDGE DECK	60
153227	FURNISH POLYESTER CONCRETE OVERLAY	60
153228	PLACE POLYESTER CONCRETE OVERLAY	60
153229	REMOVE CONCRETE BARRIER (TYPE K)	83
153230	REMOVE CONCRETE BARRIER (TYPE 50)	83
153231	REMOVE CONCRETE BARRIER (TYPE 50C)	83
153233	TREAT BRIDGE DECK	60
153234	FURNISH BRIDGE DECK TREATMENT MATERIAL	60
153237	REMOVE CHIP SEAL	60
153240	REMOVE CONCRETE (CURB, GUTTER, AND SIDEWALK) (CY)	73
153241	REMOVE CONCRETE (CURB, GUTTER, AND SIDEWALK) (LF)	73
153251	REMOVE SOUND WALL (LF)	60
153252	REMOVE SOUND WALL (LS)	60
153253	REMOVE SOUND WALL (SQFT)	60
153300	CORE CONCRETE	60
153301	CORE CONCRETE (1")	60
153302	CORE CONCRETE (2")	60
153303	CORE CONCRETE (3")	60
153304	CORE CONCRETE (4")	60
153305	CORE CONCRETE (5")	60
153306	CORE CONCRETE (6")	60
153307	CORE CONCRETE (7")	60
153308	CORE CONCRETE (8")	60
153309	CORE CONCRETE (9")	60
153310	CORE CONCRETE (10")	60
153312	CORE CONCRETE (12")	60
153315	CORE CONCRETE (15")	60
153318	CORE CONCRETE (1 1/8")	60
153319	CORE CONCRETE (1 1/4")	60
153320	CORE CONCRETE (1 1/2")	60
153321	CORE CONCRETE (1 3/4")	60
153322	CORE CONCRETE (2 1/2")	60
153530	ACCESS OPENING, DECK	60
153531	ACCESS OPENING, SOFFIT	60
155003	CAP INLET	71
155006	CAP RISER	71
155007	CAP MANHOLE	71
155100	6" ALTERNATIVE PIPELINER	71
155101	6" ALTERNATIVE PIPELINER (TYPE A)	71
155102	6" ALTERNATIVE PIPELINER (TYPE B)	71
155103	8" ALTERNATIVE PIPELINER	71
155104	8" ALTERNATIVE PIPELINER (TYPE A)	71
155105	8" ALTERNATIVE PIPELINER (TYPE B)	71
155106	10" ALTERNATIVE PIPELINER	71

155107	10" ALTERNATIVE PIPELINER (TYPE A)	71
155108	10" ALTERNATIVE PIPELINER (TYPE B)	71
155109	12" ALTERNATIVE PIPELINER	71
155110	12" ALTERNATIVE PIPELINER (TYPE A)	71
155111	12" ALTERNATIVE PIPELINER (TYPE B)	71
155112	15" ALTERNATIVE PIPELINER	71
155113	15" ALTERNATIVE PIPELINER (TYPE A)	71
155114	15" ALTERNATIVE PIPELINER (TYPE B)	71
155115	18" ALTERNATIVE PIPELINER	71
155116	18" ALTERNATIVE PIPELINER (TYPE A)	71
155117	18" ALTERNATIVE PIPELINER (TYPE B)	71
155118	21" ALTERNATIVE PIPELINER	71
155119	21" ALTERNATIVE PIPELINER (TYPE A)	71
155120	21" ALTERNATIVE PIPELINER (TYPE B)	71
155121	24" ALTERNATIVE PIPELINER	71
155122	24" ALTERNATIVE PIPELINER (TYPE A)	71
155123	24" ALTERNATIVE PIPELINER (TYPE B)	71
155124	27" ALTERNATIVE PIPELINER	71
155125	27" ALTERNATIVE PIPELINER (TYPE A)	71
155126	27" ALTERNATIVE PIPELINER (TYPE B)	71
155127	30" ALTERNATIVE PIPELINER	71
155128	30" ALTERNATIVE PIPELINER (TYPE A)	71
155129	30" ALTERNATIVE PIPELINER (TYPE B)	71
155130	36" ALTERNATIVE PIPELINER	71
155131	36" ALTERNATIVE PIPELINER (TYPE A)	71
155132	36" ALTERNATIVE PIPELINER (TYPE B)	71
155133	42" ALTERNATIVE PIPELINER	71
155134	42" ALTERNATIVE PIPELINER (TYPE A)	71
155135	42" ALTERNATIVE PIPELINER (TYPE B)	71
155136	48" ALTERNATIVE PIPELINER	71
155137	48" ALTERNATIVE PIPELINER (TYPE A)	71
155138	48" ALTERNATIVE PIPELINER (TYPE B)	71
155139	54" ALTERNATIVE PIPELINER	71
155140	54" ALTERNATIVE PIPELINER (TYPE A)	71
155141	54" ALTERNATIVE PIPELINER (TYPE B)	71
155142	60" ALTERNATIVE PIPELINER	71
155143	60" ALTERNATIVE PIPELINER (TYPE A)	71
155144	60" ALTERNATIVE PIPELINER (TYPE B)	71
155212	CLEANING, INSPECTING, AND PREPARING CULVERT (CY)	71
155213	CLEANING, INSPECTING, AND PREPARING CULVERT (LF)	71
155220	CULVERT CONTACT GROUTING	71
155221	GROUT PORTS	71
155230	CONCRETE INVERT PAVING	71
155231	CULVERT SLURRY-CEMENT BACKFILL	71
155232	SAND BACKFILL	71
155310	8" CURED-IN-PLACE PIPELINER	71
155311	10" CURED-IN-PLACE PIPELINER	71
155312	12" CURED-IN-PLACE PIPELINER	71
155313	15" CURED-IN-PLACE PIPELINER	71
155314	18" CURED-IN-PLACE PIPELINER	71
155315	21" CURED-IN-PLACE PIPELINER	71
155316	24" CURED-IN-PLACE PIPELINER	71
155317	27" CURED-IN-PLACE PIPELINER	71
155318	30" CURED-IN-PLACE PIPELINER	71
155319	36" CURED-IN-PLACE PIPELINER	71
155320	42" CURED-IN-PLACE PIPELINER	71

155321	48" CURED-IN-PLACE PIPELINER	71
155322	54" CURED-IN-PLACE PIPELINER	71
155323	60" CURED-IN-PLACE PIPELINER	71
155330	18" DEFORMED/RE-FORMED HDPE PIPELINER	71
155331	21" DEFORMED/RE-FORMED HDPE PIPELINER	71
155332	24" DEFORMED/RE-FORMED HDPE PIPELINER	71
155333	27" DEFORMED/RE-FORMED HDPE PIPELINER	71
155334	30" DEFORMED/RE-FORMED HDPE PIPELINER	71
155349	MACHINE SPIRAL WOUND PVC PIPELINER (GROUTED, 21")	71
155350	MACHINE SPIRAL WOUND PVC PIPELINER (GROUTED, 24")	71
155351	MACHINE SPIRAL WOUND PVC PIPELINER (GROUTED, 27")	71
155352	MACHINE SPIRAL WOUND PVC PIPELINER (GROUTED, 30")	71
155353	MACHINE SPIRAL WOUND PVC PIPELINER (GROUTED, 36")	71
155354	MACHINE SPIRAL WOUND PVC PIPELINER (GROUTED, 42")	71
155355	MACHINE SPIRAL WOUND PVC PIPELINER (GROUTED, 48")	71
155356	MACHINE SPIRAL WOUND PVC PIPELINER (GROUTED, 54")	71
155357	MACHINE SPIRAL WOUND PVC PIPELINER (GROUTED, 60")	71
155360	6" MACHINE SPIRAL WOUND PVC PIPELINER (EXPANDABLE DIAMETER)	71
155361	8" MACHINE SPIRAL WOUND PVC PIPELINER (EXPANDABLE DIAMETER)	71
155362	10" MACHINE SPIRAL WOUND PVC PIPELINER (EXPANDABLE DIAMETER)	71
155363	12" MACHINE SPIRAL WOUND PVC PIPELINER (EXPANDABLE DIAMETER)	71
155364	15" MACHINE SPIRAL WOUND PVC PIPELINER (EXPANDABLE DIAMETER)	71
155365	18" MACHINE SPIRAL WOUND PVC PIPELINER (EXPANDABLE DIAMETER)	71
155366	21" MACHINE SPIRAL WOUND PVC PIPELINER (EXPANDABLE DIAMETER)	71
155367	24" MACHINE SPIRAL WOUND PVC PIPELINER (EXPANDABLE DIAMETER)	71
155368	27" MACHINE SPIRAL WOUND PVC PIPELINER (EXPANDABLE DIAMETER)	71
155369	30" MACHINE SPIRAL WOUND PVC PIPELINER (EXPANDABLE DIAMETER)	71
155380	12" CEMENTITIOUS PIPELINER	71
155381	15" CEMENTITIOUS PIPELINER	71
155382	18" CEMENTITIOUS PIPELINER	71
155383	21" CEMENTITIOUS PIPELINER	71
155384	24" CEMENTITIOUS PIPELINER	71
155385	27" CEMENTITIOUS PIPELINER	71
155386	30" CEMENTITIOUS PIPELINER	71
155387	36" CEMENTITIOUS PIPELINER	71
155400	MACHINE SPIRAL WOUND PVC LINER (GROUTED, BOX, 4' X 3')	71
155401	MACHINE SPIRAL WOUND PVC LINER (GROUTED, BOX, 4' X 4')	71
155402	MACHINE SPIRAL WOUND PVC LINER (GROUTED, BOX, 5' X 3')	71
155403	MACHINE SPIRAL WOUND PVC LINER (GROUTED, BOX, 5' X 4')	71
155404	MACHINE SPIRAL WOUND PVC LINER (GROUTED, BOX, 5' X 5')	71
155405	MACHINE SPIRAL WOUND PVC LINER (GROUTED, BOX, 6' X 3')	71
155406	MACHINE SPIRAL WOUND PVC LINER (GROUTED, BOX, 6' X 4')	71
155407	36" WELDED STEEL PIPELINER	71
155409	42" WELDED STEEL PIPELINER	71
155411	48" WELDED STEEL PIPELINER	71
155413	54" WELDED STEEL PIPELINER	71

155415	60" WELDED STEEL PIPELINER	71
155416	66" WELDED STEEL PIPELINER	71
155417	72" WELDED STEEL PIPELINER	71
155418	78" WELDED STEEL PIPELINER	71
155419	84" WELDED STEEL PIPELINER	71
155420	MACHINE SPIRAL WOUND PVC LINER (GROUTED, ARCH, 42" X 29")	71
155421	MACHINE SPIRAL WOUND PVC LINER (GROUTED, ARCH, 49" X 33")	71
155422	MACHINE SPIRAL WOUND PVC LINER (GROUTED, ARCH, 57" X 38")	71
155423	MACHINE SPIRAL WOUND PVC LINER (GROUTED, ARCH, 64" X 43")	71
155425	17" x 13" WELDED STEEL PIPELINER (ARCH)	71
155427	21" X 15" WELDED STEEL PIPELINER (ARCH)	71
155429	24" X 18" WELDED STEEL PIPELINER (ARCH)	71
155431	28" X 20" WELDED STEEL PIPELINER (ARCH)	71
155433	35" X 24" WELDED STEEL PIPELINER (ARCH)	71
155435	42" X 29" WELDED STEEL PIPELINER (ARCH)	71
155437	49" X 33" WELDED STEEL PIPELINER (ARCH)	71
155439	57" X 38" WELDED STEEL PIPELINER (ARCH)	71
155441	64" X 43" WELDED STEEL PIPELINER (ARCH)	71
155443	71" X 47" WELDED STEEL PIPELINER (ARCH)	71
155445	83" X 57" WELDED STEEL PIPELINER (ARCH)	71
155530	HDPE PLASTIC PIPELINER (16" OD SDR 32.5)	71
155531	HDPE PLASTIC PIPELINER (18" OD SDR 32.5)	71
155532	HDPE PLASTIC PIPELINER (20" OD SDR 32.5)	71
155533	HDPE PLASTIC PIPELINER (22" OD SDR 32.5)	71
155534	HDPE PLASTIC PIPELINER (24" OD SDR 32.5)	71
155535	HDPE PLASTIC PIPELINER (26" OD SDR 32.5)	71
155536	HDPE PLASTIC PIPELINER (28" OD SDR 32.5)	71
155537	HDPE PLASTIC PIPELINER (30" OD SDR 32.5)	71
155538	HDPE PLASTIC PIPELINER (32" OD SDR 32.5)	71
155539	HDPE PLASTIC PIPELINER (34" OD SDR 32.5)	71
155540	HDPE PLASTIC PIPELINER (36" OD SDR 32.5)	71
155541	HDPE PLASTIC PIPELINER (39.5" OD SDR 32.5)	71
155542	HDPE PLASTIC PIPELINER (42" OD SDR 32.5)	71
155543	HDPE PLASTIC PIPELINER (48" OD SDR 32.5)	71
155544	HDPE PLASTIC PIPELINER (54" OD SDR 32.5)	71
155545	HDPE PLASTIC PIPELINER (55.3" OD SDR 32.5)	71
155546	HDPE PLASTIC PIPELINER (63.2" OD SDR 32.5)	71
155547	HDPE PLASTIC PIPELINER (16" OD SDR 26)	71
155548	HDPE PLASTIC PIPELINER (18" OD SDR 26)	71
155549	HDPE PLASTIC PIPELINER (20" OD SDR 26)	71
155550	HDPE PLASTIC PIPELINER (22" OD SDR 26)	71
155551	HDPE PLASTIC PIPELINER (24" OD SDR 26)	71
155552	HDPE PLASTIC PIPELINER (26" OD SDR 26)	71
155553	HDPE PLASTIC PIPELINER (28" OD SDR 26)	71
155554	HDPE PLASTIC PIPELINER (30" OD SDR 26)	71
155555	HDPE PLASTIC PIPELINER (32" OD SDR 26)	71
155556	HDPE PLASTIC PIPELINER (34" OD SDR 26)	71
155557	HDPE PLASTIC PIPELINER (36" OD SDR 26)	71
155558	HDPE PLASTIC PIPELINER (39.5" OD SDR 26)	71
155559	HDPE PLASTIC PIPELINER (42" OD SDR 26)	71
155560	HDPE PLASTIC PIPELINER (48" OD SDR 26)	71
155561	HDPE PLASTIC PIPELINER (54" OD SDR 26)	71
155562	HDPE PLASTIC PIPELINER (55.3" OD SDR 26)	71
155563	HDPE PLASTIC PIPELINER (63.2" OD SDR 26)	71
155564	HDPE PLASTIC PIPELINER (16" OD SDR 21)	71
155565	HDPE PLASTIC PIPELINER (18" OD SDR 21)	71

155566	HDPE PLASTIC PIPELINER (20" OD SDR 21)	71
155567	HDPE PLASTIC PIPELINER (22" OD SDR 21)	71
155568	HDPE PLASTIC PIPELINER (24" OD SDR 21)	71
155569	HDPE PLASTIC PIPELINER (26" OD SDR 21)	71
155570	HDPE PLASTIC PIPELINER (28" OD SDR 21)	71
155571	HDPE PLASTIC PIPELINER (30" OD SDR 21)	71
155572	HDPE PLASTIC PIPELINER (32" OD SDR 21)	71
155573	HDPE PLASTIC PIPELINER (34" OD SDR 21)	71
155574	HDPE PLASTIC PIPELINER (36" OD SDR 21)	71
155575	HDPE PLASTIC PIPELINER (39.5" OD SDR 21)	71
155576	HDPE PLASTIC PIPELINER (42" OD SDR 21)	71
155577	HDPE PLASTIC PIPELINER (48" OD SDR 21)	71
155578	HDPE PLASTIC PIPELINER (54" OD SDR 21)	71
155579	HDPE PLASTIC PIPELINER (55.3" OD SDR 21)	71
155580	HDPE PLASTIC PIPELINER (63.2" OD SDR 21)	71
156535	REMOVE BOX CULVERT	71
156540	REMOVE TIMBER	60
156545	REMOVE TIMBER BULKHEAD	60
156572	REMOVE RAILING	83
156576	REMOVE METAL RAILING	83
156577	REMOVE BARRIER RAILING	83
156579	REMOVE BRIDGE RAILING	83
156585	REMOVE CRASH CUSHION	83
156590	REMOVE CRASH CUSHION (SAND FILLED)	83
157550	BRIDGE REMOVAL	60
157551	BRIDGE REMOVAL, LOCATION A	60
157552	BRIDGE REMOVAL, LOCATION B	60
157553	BRIDGE REMOVAL, LOCATION C	60
157554	BRIDGE REMOVAL, LOCATION D	60
157555	BRIDGE REMOVAL, LOCATION E	60
157556	BRIDGE REMOVAL, LOCATION F	60
157557	BRIDGE REMOVAL, LOCATION G	60
157558	BRIDGE REMOVAL, LOCATION H	60
157559	BRIDGE REMOVAL, LOCATION I	60
157560	BRIDGE REMOVAL (PORTION)	60
157561	BRIDGE REMOVAL (PORTION), LOCATION A	60
157562	BRIDGE REMOVAL (PORTION), LOCATION B	60
157563	BRIDGE REMOVAL (PORTION), LOCATION C	60
157564	BRIDGE REMOVAL (PORTION), LOCATION D	60
157565	BRIDGE REMOVAL (PORTION), LOCATION E	60
157566	BRIDGE REMOVAL (PORTION), LOCATION F	60
157567	BRIDGE REMOVAL (PORTION), LOCATION G	60
157568	BRIDGE REMOVAL (PORTION), LOCATION H	60
157569	BRIDGE REMOVAL (PORTION), LOCATION I	60
157570	BRIDGE REMOVAL (PORTION), LOCATION J	60
157571	BRIDGE REMOVAL (PORTION), LOCATION K	60
157572	BRIDGE REMOVAL (PORTION), LOCATION L	60
157573	BRIDGE REMOVAL (PORTION), LOCATION M	60
157581	BRIDGE REMOVAL (PORTION), LOCATION 1	60
157582	BRIDGE REMOVAL (PORTION), LOCATION 2	60
158001	MODIFY BRIDGE RAILING (LS)	83
158002	MODIFY BRIDGE RAILING (EA)	83
158100	SALVAGE CRASH CUSHION	83
158101	SALVAGE CRASH CUSHION MODULES	83
158210	RESET TEMPORARY RAILING (TYPE K)	83
159001	RECONSTRUCT HANDRAILING	83

159010	RECONSTRUCT METAL RAILING (BRIDGE)	83
159021	RECONSTRUCT FENDER	60
159800	MODIFY PUMP PLANT	60
160102	CLEARING AND GRUBBING (LS)	17
160103	CLEARING AND GRUBBING (ACRE)	17
170101	DEVELOP WATER SUPPLY	10
394050	RUMBLE STRIP	84
394053	SHOULDER RUMBLE STRIP (HMA,GROUND-IN INDENTATIONS)	84
401083	SHOULDER RUMBLE STRIP (CONCRETE PAVEMENT, GROUND-IN INDENTATIONS)	84
413000	CRACK AND SEAT	30
510510	MINOR CONCRETE (INVERT PAVING)	71
511123	CONCRETE (RAPID SETTING)	60
511127	FURNISH DECK OVERLAY (CONCRETE)	60
511128	PLACE DECK OVERLAY (CONCRETE)	60
518040	REPLACE BEARING PAD	60
518042	REPLACE BEARING	60
519050	EXPANSION DAM	60
550110	COLUMN CASING	60
560205	INSTALL REMOVABLE SIGN PANEL FRAME	82
560206	FURNISH REMOVABLE SIGN PANEL FRAME WITH SIGN PANELS ATTACHED	82
560232	FURNISH FORMED PANEL SIGN (ROADSIDE)	82
560233	FURNISH FORMED PANEL SIGN (OVERHEAD)	82
560244	FURNISH LAMINATED PANEL SIGN (1"-TYPE A)	82
560245	FURNISH LAMINATED PANEL SIGN (1"-TYPE B)	82
560246	FURNISH LAMINATED PANEL SIGN (2 1/2"-TYPE B)	82
560247	FURNISH LAMINATED PANEL SIGN (2 1/2"-TYPE H)	82
560248	FURNISH SINGLE SHEET ALUMINUM SIGN (0.063"-UNFRAMED)	82
560249	FURNISH SINGLE SHEET ALUMINUM SIGN (0.080"-UNFRAMED)	82
560250	FURNISH SINGLE SHEET ALUMINUM SIGN (0.125"-UNFRAMED)	82
560251	FURNISH SINGLE SHEET ALUMINUM SIGN (0.063"-FRAMED)	82
560252	FURNISH SINGLE SHEET ALUMINUM SIGN (0.080"-FRAMED)	82
560253	FURNISH FIBERGLASS REINFORCED PLASTIC PANEL SIGN (0.135")	82
562001	METAL (ROADSIDE SIGN)	82
562002	METAL (BARRIER MOUNTED SIGN)	82
562004	METAL (RAIL MOUNTED SIGN)	82
566011	ROADSIDE SIGN - ONE POST	82
566012	ROADSIDE SIGN - TWO POST	82
568001	INSTALL SIGN (STRAP AND SADDLE BRACKET METHOD)	82
568007	INSTALL SIGN OVERLAY	82
568015	INSTALL SIGN (MAST-ARM HANGER METHOD)	82
568016	INSTALL SIGN PANEL ON EXISTING FRAME	82
568017	INSTALL ROADSIDE SIGN PANEL ON EXISTING POST	82
568021	INSTALL FRAMED SIGN PANEL	82
568023	INSTALL ROADSIDE SIGN (LAMINATED WOOD BOX POST)	82
591200	ROCK STAIN	78
597401	PAINT CURB (2-COAT)	78
597600	PREPARE AND PAINT CONCRETE	78
597601	PREPARE AND STAIN CONCRETE	78
597602	PREPARE AND STAIN SHOTCRETE	78
598001	ANTI-GRAFFITI COATING	78
620002	6" ALTERNATIVE PIPE CULVERT	61
620020	8" ALTERNATIVE PIPE CULVERT	61
620040	10" ALTERNATIVE PIPE CULVERT	61
620060	12" ALTERNATIVE PIPE CULVERT	61

620061	12" ALTERNATIVE PIPE CULVERT (TYPE A)	61
620062	12" ALTERNATIVE PIPE CULVERT (TYPE B)	61
620063	12" ALTERNATIVE PIPE CULVERT (TYPE C)	61
620080	15" ALTERNATIVE PIPE CULVERT	61
620100	18" ALTERNATIVE PIPE CULVERT	61
620101	18" ALTERNATIVE PIPE CULVERT (TYPE A)	61
620102	18" ALTERNATIVE PIPE CULVERT (TYPE B)	61
620120	21" ALTERNATIVE PIPE CULVERT	61
620140	24" ALTERNATIVE PIPE CULVERT	61
620141	24" ALTERNATIVE PIPE CULVERT (TYPE A)	61
620142	24" ALTERNATIVE PIPE CULVERT (TYPE B)	61
620143	24" ALTERNATIVE PIPE CULVERT (TYPE C)	61
620160	27" ALTERNATIVE PIPE CULVERT	61
620180	30" ALTERNATIVE PIPE CULVERT	61
620181	30" ALTERNATIVE PIPE CULVERT (TYPE A)	61
620182	30" ALTERNATIVE PIPE CULVERT (TYPE B)	61
620183	30" ALTERNATIVE PIPE CULVERT (TYPE C)	61
620220	36" ALTERNATIVE PIPE CULVERT	61
620221	36" ALTERNATIVE PIPE CULVERT (TYPE A)	61
620222	36" ALTERNATIVE PIPE CULVERT (TYPE B)	61
620223	36" ALTERNATIVE PIPE CULVERT (TYPE C)	61
620260	42" ALTERNATIVE PIPE CULVERT	61
620261	42" ALTERNATIVE PIPE CULVERT (TYPE A)	61
620262	42" ALTERNATIVE PIPE CULVERT (TYPE B)	61
620300	48" ALTERNATIVE PIPE CULVERT	61
620340	54" ALTERNATIVE PIPE CULVERT	61
620380	60" ALTERNATIVE PIPE CULVERT	61
620420	66" ALTERNATIVE PIPE CULVERT	61
620460	72" ALTERNATIVE PIPE CULVERT	61
620461	72" ALTERNATIVE PIPE CULVERT (TYPE A)	61
620462	72" ALTERNATIVE PIPE CULVERT (TYPE B)	61
620550	96" ALTERNATIVE PIPE CULVERT	61
620710	12" ALTERNATIVE SLOTTED PIPE	61
620715	18" ALTERNATIVE SLOTTED PIPE	61
620800	CONCRETE BACKFILL (PIPE TRENCH)	61
623000	TEMPORARY CULVERT	61
623001	12" TEMPORARY CULVERT	61
623002	15" TEMPORARY CULVERT	61
623003	18" TEMPORARY CULVERT	61
623004	24" TEMPORARY CULVERT	61
623005	30" TEMPORARY CULVERT	61
623006	36" TEMPORARY CULVERT	61
623007	42" TEMPORARY CULVERT	61
623008	48" TEMPORARY CULVERT	61
623009	54" TEMPORARY CULVERT	61
623010	60" TEMPORARY CULVERT	61
623011	78" TEMPORARY CULVERT	61
625219	21" X 15" ALTERNATIVE PIPE ARCH CULVERT	61
625279	35" X 24" ALTERNATIVE PIPE ARCH CULVERT	61
625299	42" X 29" ALTERNATIVE PIPE ARCH CULVERT	61
625319	49" X 33" ALTERNATIVE PIPE ARCH CULVERT	61
735000	PARKING BUMPER (PRECAST CONCRETE)	78
750496	MISCELLANEOUS METAL (RESTRAINER - PIPE TYPE)	60
750497	MISCELLANEOUS METAL (RESTRAINER - BAR TYPE)	60
750498	MISCELLANEOUS METAL (RESTRAINER - CABLE TYPE)	60
750503	MISCELLANEOUS METAL (RESTRAINER)	60

810111	SURVEY MONUMENT (TYPE A)	78
810112	SURVEY MONUMENT (TYPE B)	78
810116	SURVEY MONUMENT (TYPE D)	78
820105	DELINEATOR (SPECIAL)	81
820107	DELINEATOR (CLASS 1)	81
820108	DELINEATOR (CLASS 2)	81
820109	METAL MARKER POST	81
820111	UNDERDRAIN MARKER	81
820112	MARKER (CULVERT)	81
820115	SNOW POLE MARKER	81
820118	GUARD RAILING DELINEATOR	81
820121	TEMPORARY DELINEATOR (CLASS 1)	81
820122	TEMPORARY DELINEATOR (CLASS 2)	81
833077	PEDESTRIAN BARRICADE	56
839640A	CRASH CUSHION (TAU II)	
850101	PAVEMENT MARKER (NON-REFLECTIVE)	81
850111	PAVEMENT MARKER (RETROREFLECTIVE)	81
850121	PAVEMENT MARKER (NON-REFLECTIVE- RECESSED)	81
850122	PAVEMENT MARKER (RETROREFLECTIVE-RECESSED)	81
860297	SIGNAL AND LIGHTING (CITY)	77
860300	SIGNAL AND LIGHTING (CITY STREET LOCATION 1)	77
860302	SIGNAL AND LIGHTING (CITY STREET LOCATION 2)	77
860303	SIGNAL AND LIGHTING (CITY STREET LOCATION 3)	77
860402	LIGHTING (CITY STREET)	77
995100	WATER METER CHARGES	5
995200	IRRIGATION WATER SERVICE CHARGES	5
999991	MOBILIZATION (MARINE ACCESS)	9

Add to the 1st table of section 1-1.06:

APCD	air pollution control district
AQMD	air quality management district
CISS	cast-in-steel shell
CSL	crosshole sonic logging
GGL	gamma-gamma logging
METS	Caltrans Material Engineering and Testing Services

Add to section 1-1.06:

Abbreviations in the Bid Items and Applicable Sections are also used in Bid Item List - Proposal 2.

Replace Section 1-1.07 with:

1-1.07 DEFINITIONS

1-1.07A General

Interpret terms as defined in the Contract documents.

1-1.07B Glossary

abandon: Render unserviceable in place.

acts of God: *Acts of God* as defined in Pub Cont Code § 7105.

activity: Task, event, or other project element on a schedule that contributes to completing the project. An activity has a description, start date, finish date, duration, and one or more logic ties.

adjust: Raise or lower a facility to match a new grade line.

Adjustment Factor: A competitively bid adjustment to be applied to the Unit Prices listed in the Construction Task Catalog®.

aerially deposited lead: Lead primarily from vehicle emissions deposited within unpaved areas or formerly unpaved areas.

Authorized Facility Audit List: Caltrans-developed list of facilities. For the Authorized Facility Audit List, go the METS website.

authorized laboratory: Independent testing laboratory (1) not employed or compensated by any subcontractor or subcontractor's affiliate providing other services for the Contract and (2) authorized by the Department.

Authorized Material List: Caltrans-developed list of authorized materials. For the Authorized Material List go to the METS website.

Authorized Material Source List: Caltrans-developed list of authorized source materials. For the Authorized Material Source List go to the METS website.

Award Criteria Figure: The amount determined in the Award Criteria Figure Calculation section of the Bid Form, which is used for the purposes of determining the lowest Bid.

base: Layer of specified material of planned thickness placed immediately below the pavement or surfacing.

basement material: Material in an excavation or embankment under the lowest layer to be placed.

bid item: Work unit for which the Bidder provides a price.

Bid Item List: List of bid items, units of measure, and the associated quantities. The verified Bid Item List is the Bid Item List with verified prices. The Contract Proposal (Proposal 2) of Low Bidder at the Department's website is the verified Bid Item List. After contract award, interpret a reference to the Bid Item List as a reference to the verified Bid Item List.

borrow: Fill acquired from an excavation source outside the described cut area.

1. **local borrow:** Material obtained by widening cuts or excavating from sources outside the planned or authorized cross section on the job site. The location of the local borrow is described or designated by the Engineer.
2. **imported borrow:** Borrow that is not local borrow.

bridge: Structure that:

1. Has a bridge number
2. Carries a (1) utility, (2) railroad, or (3) vehicle, pedestrian, or other traffic over, under, or around obstructions or waterways

building-construction contract: Contract that has *Building Construction* on the cover of the *Notice to Bidders and Special Provisions*.

California Test: Caltrans-developed test for determining work quality. For California Tests, go to the METS website.

Caltrans: State of California Department of Transportation

certificate of compliance: Certificate stating the material complies with the Contract.

Certified Industrial Hygienist: Industrial hygienist certified in comprehensive practice by the American Board of Industrial Hygiene.

change order work: Work described in a Change Order, including extra work and work described in the Contract as change order work.

closure: Closure of a traffic lane or lanes, including shoulder, ramp, or connector lanes, within a single traffic control system.

commercial quality: Quality meeting the best general practices.

commercial source: Established business operating as a material source for the general public.

Construction Task Catalog®: A comprehensive listing of construction related tasks together with a specific unit of measure and a published Unit Price.

Contract: Written and executed contract between the Department and the Contractor.

Contract acceptance: Director's written acceptance of a completed Contract.

Contract time: Number of original working days as adjusted by any time adjustment.

Contractor: Person or business or its legal representative entering into a Contract with the Department for performance of the work.

controlling activity: Construction activity that will extend the scheduled completion date if delayed.

County: The County of Fresno

critical path: Longest continuous chain of activities for the project that has the least amount of total float of all chains. In general, a delay on the critical path extends the scheduled completion date.

critical path method: Network-based planning technique using activity durations and relationships between activities to calculate a schedule for the entire project.

culvert: Structure other than a bridge that provides an opening under a roadway.

data date: Day after the date through which a schedule is current. Everything occurring earlier than the data date is as-built and everything on or after the data date is planned.

day: 24 consecutive hours running from midnight to midnight; calendar day.

1. **business day:** Day on the calendar except a Saturday and a holiday.
2. **working day:** Time measure unit for work progress. A working day is any 24-consecutive-hour period except:
 - 2.1. Saturday and a holiday.
 - 2.2. Day during which you cannot perform work on the controlling activity for at least 50 percent of the scheduled work shift with at least 50 percent of the scheduled labor and equipment due to any of the following:
 - 2.2.1. Adverse weather-related conditions.
 - 2.2.2. Traffic maintenance under the Contract.
 - 2.2.3. Suspension of a controlling activity that you and the Engineer agree benefits both parties.
 - 2.2.4. Unanticipated event not caused by either party, such as:
 - 2.2.4.1. Act of God
 - 2.2.4.2. Act of a public enemy.
 - 2.2.4.3. Epidemic.
 - 2.2.4.4. Fire.
 - 2.2.4.5. Flood.
 - 2.2.4.6. Governor-declared state of emergency.
 - 2.2.4.7. Landslide.
 - 2.2.4.8. Quarantine restriction.
 - 2.2.5. Issue involving a third party, including:
 - 2.2.5.1. Industry or area-wide labor strike.
 - 2.2.5.2. Material shortage.
 - 2.2.5.3. Freight embargo.
 - 2.2.5.4. Jurisdictional requirement of a law enforcement agency.
 - 2.2.5.5. Workforce labor dispute of a utility or nonhighway facility owner resulting in a nonhighway facility rearrangement not described and not solely for the Contractor's convenience. Rearrangement of a nonhighway facility includes installation, relocation, alteration, or removal of the facility.
 - 2.3. Day during a concurrent delay.
3. **original working days:**
 - 3.1. Working days to complete the work shown on the *Notice to Bidders* for a non-cost-plus-time-based bid
 - 3.2. Working days bid to complete the work for a cost-plus-time-based bid

Where working days is specified without the modifier *original* in the context of the number of working days to complete the work, interpret the number as the number of original working days as adjusted by any time adjustment.

deduction: Money permanently taken from a progress payment or the final payment. Deductions are cumulative and are not retentions under Pub Cont Code § 7107.

delay: Event that extends the completion of an activity.

1. **excusable delay:** Delay caused by the Department and not reasonably foreseeable when the work began, such as:
 - 1.1. Change in the work
 - 1.2. Department action that is not part of the Contract
 - 1.3. Presence of an underground utility main not described in the Contract or in a location substantially different from that specified
 - 1.4. Described facility rearrangement not rearranged as described, by the utility owner by the date specified, unless the rearrangement is solely for the Contractor's convenience
 - 1.5. Department's failure to obtain timely access to the right-of-way
 - 1.6. Department's failure to review a submittal or provide notification in the time specified
2. **critical delay:** Excusable delay that extends the scheduled completion date
3. **concurrent delay:** Occurrence of at least 2 of the following events in the same period of time, either partially or entirely:
 - 3.1. Critical delay
 - 3.2. Delay to a controlling activity caused by you
 - 3.3. Non-working day

Department: The Fresno County Board of Supervisors and its authorized representatives.

District Office: County of Fresno Department of Public Works and Planning

detour: Temporary route for traffic around a closed road part. A passageway through a job site is not a detour.

Director: Department's Chairman

disadvantaged business enterprise: Disadvantaged business enterprise as defined in 49 CFR 26.5.

dispose of: Remove from the job site.

divided highway: Highway with separated traveled ways for traffic, generally in opposite directions.

Engineer: The County's Director of Public Works and Planning, acting through their authorized designees.

early completion time: Difference in time between an early scheduled completion date and the work completion date.

environmentally sensitive area: Area within or near construction limits where access is prohibited or limited to protect environmental resources.

estimated cost: Estimated cost of the project as shown on the *Notice to Bidders*.

extra work: Any work, desired or performed, but not included in the original Contract.

federal-aid contract: Contract that has a federal-aid project number on the cover of the *Specifications*.

final pay item: Bid item whose quantity shown on the Bid Item List is the quantity paid.

finished grade: Final surface of the completed facility. If the work under the Contract includes stage construction, the relation between the finished grade and the work under the Contract is shown.

fixed cost: Labor, material, or equipment cost directly incurred by the Contractor as a result of performing or supplying a particular bid item that remains constant regardless of the item's quantity.

float: Difference between the earliest and latest allowable start or finish times for an activity.

1. **Department-owned float:** Time saved on the critical path by actions of the Department. It is the last activity shown on the schedule before the scheduled completion date.

force account work: Work ordered on a construction project without an existing agreement on its cost, and performed with the understanding that the contractor will bill the owner according to the cost of labor, materials, and equipment, plus a certain percentage for overhead and profit.

grading plane: Basement material surface on which the lowest layer of subbase, base, pavement, surfacing, or other specified layer is placed.

highway: Whole right-of-way or area reserved for use in constructing the roadway and its appurtenances.

holiday: Holiday shown in the following table:

Holidays	
Holiday	Date observed
Every Sunday	Every Sunday
New Year's Day	January 1 st
Birthday of Martin Luther King, Jr.	3rd Monday in January
Presidents' Day	3rd Monday in February
Cesar Chavez Day	March 31 st
Memorial Day	Last Monday in May
Independence Day	July 4 th
Labor Day	1st Monday in September
Veterans Day	November 11 th
Thanksgiving Day	4th Thursday in November
Day after Thanksgiving Day	Day after Thanksgiving Day
Christmas Day	December 25 th

If January 1st, March 31st, July 4th, November 11th, or December 25th fall on a Sunday, the Monday following is a holiday. If January 1st, March 31st, July 4th, November 11th, or December 25th fall on a Saturday, the preceding Friday is a holiday.

hours of darkness: Hours of darkness as defined in Veh Code § 280.

idle equipment: Equipment:

1. On the job site at the start of a delay
2. Idled because of the delay
3. Not operated during the delay

informal-bid contract: Contract that has *Informal Bid Authorized by Pub Cont Code § 10122* on the cover of the *Notice to Bidders and Special Provisions*.

Job Order: A written order issued by the County, such as a Purchase Order, requiring the Contractor to complete the Detailed Scope of Work within the Job Order Completion Time for the Job Order Price. A project may consist of one or more Job Orders. 1.8.

Job Order Completion Time: The time within which the Contractor must complete the Detailed Scope of Work.

Job Order Price: The value of the approved Job Order Price Proposal and the lump sum amount the Contractor will be paid for completing a Job Order.

Job Order Price Proposal: A price proposal prepared by the Contractor that includes the Pre-priced Tasks, Non Pre-priced Tasks, quantities and appropriate Adjustment Factors required to complete the Detailed Scope of Work.

Job Order Proposal: A set of documents including at least: (a) Job Order Price Proposal; (b) required drawings or sketches; (c) list of anticipated Subcontractors and Materialmen; (d) Construction schedule; and (e) other requested documents.

job site: Area within the defined boundaries of a project.

Joint Scope Meeting: A site meeting to discuss the work before the Detailed Scope of Work is finalized.

Labor Surcharge and Equipment Rental Rates: Caltrans publication that lists labor surcharge and equipment rental rates.

landscaping: Practice of a landscaping contractor under 16 CA Code of Regs § 832.27.

material: Any product or substance specified for use in the construction of a project.

material shortage:

1. Shortage of raw or produced material that is area-wide and caused by an unusual market condition except if any of the following occurs:
 - 1.1. Shortage relates to a produced, nonstandard material
 - 1.2. Supplier's and the Contractor's priority for filling an order differs
 - 1.3. Event outside the United States for a material produced outside the United States
2. Unavailability of water that delays a controlling activity

material source facility audit: Self-audit and a Caltrans audit evaluating a facility's capability to consistently produce materials that comply with Caltrans standards.

Maximum Contract Value: The maximum/estimated value of Job Orders that the Contractor may receive under this Contract.

median: Portion of a divided highway separating the traveled ways including inside shoulders.

milestone: Event activity that has zero duration and is typically used to represent the start or end of a certain stage of the project.

Minimum Contract Value: The minimum value of Job Orders that the Contractor is guaranteed the opportunity to perform under this Contract.

mobilization: Preparatory work that must be performed or costs incurred before starting work on the various items on the job site (Pub Cont Code § 10104).

modify: Add to or subtract from an appurtenant part.

narrative report: Document submitted with each schedule that discusses topics related to project progress and scheduling.

near critical path: Chain of activities with total float exceeding that of the critical path but having not more than 10 working days of total float.

Non Pre-priced Task: A task that is not set forth in the Construction Task Catalog®.

Normal Working Hours: Includes the hours from 7:00 a.m. to 5:00 p.m. Monday through Friday, except for County holidays.

Notice to Proceed: A written notice issued by the County directing the Contractor to proceed with construction activities to complete the Job Order.

obliterate: Place an earth cover over or root, plow, pulverize, or scarify.

Office engineer: The Director of Public Works and Planning for the County of Fresno

Other than Normal Working Hours: Includes the hours of 5:01 p.m. to 6:59 a.m. Monday through Friday and all day Saturday, Sunday, and County Holidays.

Owner: Owner is the County of Fresno. Owner and County may be used interchangeably.

pavement: Uppermost layer of material placed on a traveled way or shoulder.

plans: Standard plans, revised standard plans, and project plans.

1. **standard plans:** Drawings standard to Department construction projects. These plans are in a book titled *Standard Plans*.

2. **revised standard plans:** New or revised standard plans. These plans are listed in the *List of Revised Standard Plans* in a book titled *Specifications*.
3. **project plans:** Drawings specific to the project, including authorized shop drawings. These plans also include a section titled *Project Details* of a book titled *Specifications*.

plant establishment period: Number of days shown on the *Notice to Bidders* for plant establishment.

Pre-priced Task: A task described in, and for which a Unit Price is set forth in, the Construction Task Catalog®.

Project: The collective improvements to be constructed by the Contractor pursuant to a Job Order, or a series of related Job Orders.

quality characteristic: Characteristic of a material that is measured to determine conformance with a given requirement.

quality control plan: Contractor's plan to ensure QC.

reconstruct: Remove and disassemble and construct again at an existing or new location.

relocate: Remove and install or place in a new location.

remove: Remove and dispose of.

Request for Proposal: A written request to the Contractor to prepare a Proposal for the Detailed Scope of Work referenced therein.

reset: Remove and install or place laterally at the same station location.

roadbed: Roadway portion extending from the curb line to curb line or the shoulder line to shoulder line. A divided highway has 2 roadbeds.

roadside: Area between the outside shoulder edge and the right-of-way limits.

roadway: Portion of the highway within the outside lines of curbs, sidewalks, slopes, ditches, channels, or waterways. A roadway includes the structures and features necessary for safety, protection of facilities, and drainage.

salvage: Remove, clean, and haul to a specified location.

schedule:

1. **baseline schedule:** Initial schedule showing the original work plan starting on the date of Contract approval. This schedule shows no completed work to date and no negative float or negative lag to any activity.
2. **revised schedule:** Schedule that incorporates a proposed or past change to logic or activity durations.
3. **updated schedule:** Current schedule developed from the accepted baseline and any subsequent accepted updated or revised schedules through regular monthly review to incorporate actual past progress.

scheduled completion date: Planned work completion date shown on the current schedule.

shoulder: Roadway portion contiguous with the traveled way for accommodation of a stopped vehicle, emergency use, and lateral support of base and surface courses.

small tool: Tool or piece of equipment not listed in Labor Surcharge and Equipment Rental Rates that has a replacement value of \$500 or less.

specifications: Standard specifications, revised standard specifications, and special provisions.

1. **standard specifications:** Specifications standard to Department construction projects. These specifications are in a book titled *Standard Specifications*.
2. **revised standard specifications:** New or revised standard specifications. These specifications are in a section titled *Revised Standard Specifications* of a book titled *Specifications*.
3. **special provisions:** Specifications specific to the project. These specifications are in a section titled *Special Provisions* of a book titled *Specifications*.

State: State of California, including its agencies, departments or divisions whose conduct or action is related to the work.

Structure Design: Offices of Structure Design of the Department of Transportation.

subbase: Layer of material between a base and the basement material.

subgrade: Roadbed portion on which pavement, surfacing, base, subbase, or a layer of any other material is placed.

submittal:

1. **action submittal:** Written and graphic information and samples that require the Department's response.
2. **informational submittal:** Written information that does not require the Department's response.

substantial defects: Defects plainly seen as damaged, displaced, or missing parts or improper functioning of materials, parts, equipment, or systems.

substructure: Bridge parts below the bridge seats, pier tops, and haunches for rigid-framed bridges or spring lines for arched bridges; includes abutment backwalls, abutment parapets, and wingwalls.

superstructure: Bridge parts except the substructure.

Supplemental Job Order: A secondary Job Order developed after the initial Job Order has been issued for the purpose of changing, deleting, or adding work to the initial Detailed Scope of Work, or changing the Job Order Completion Time.

supplemental project information: Information relevant to the project, specified as supplemental project information, and made available to bidders.

surfacing: Uppermost layer of material placed on a traveled way or shoulders; pavement.

Technical Specifications: The written requirements for materials, equipment, systems, standards and workmanship for the Work, and performance of related services.

time impact analysis: Analysis using a CPM schedule developed specifically to demonstrate the effect a proposed or past change or delay has on the current scheduled completion date.

time-scaled network diagram: Graphic depiction of a CPM schedule comprised of activity bars with relationships for each activity represented by arrows. The tail of each arrow connects to the activity bar for the predecessor and points to the successor.

total bid: Sum of the item totals as verified by the Department; original Contract price.

total float: Amount of time that an activity or chain of activities can be delayed before extending the scheduled completion date.

traffic: Pedestrians, bicyclists, ridden or herded animals, vehicles, streetcars, and other conveyances either singularly or together while using any highway for purposes of travel.

traffic lane: Portion of traveled way used for the movement of a single line of vehicles.

traveled way: Portion of the roadway for the movement of vehicles, exclusive of the shoulders, berms, sidewalks, and parking lanes.

tunnel: Tunnel as defined in 8 CA Code of Regs § 8405 et seq.

unauthorized work: Work performed beyond the lines and grades described in the Contract or established by the Engineer or extra work performed without Department authorization.

Unit Price: The price published in the Construction Task Catalog® for a specific construction or construction related work task. Unit Prices for new Pre-priced Tasks can be established during the course of the Contract and added to the Construction Task Catalogs®. Each Unit Price is comprised of labor, equipment, and material costs to accomplish that specific Pre-priced Task.

unsuitable material: Material encountered below the natural ground surface in embankment areas or below the grading plane in excavation areas that the Engineer determines to be in any of the following conditions:

1. Of such unstable nature that it cannot be compacted to the specified density using ordinary methods at optimum moisture content.
2. Too wet to be properly compacted and cannot be dried before incorporating it into the work. Excessive moisture alone is not sufficient cause for determining that the material is unsuitable.
3. Inappropriate for the planned use.

withhold: Money temporarily or permanently taken from a progress payment.

work: Resources and activities required for Contract acceptance, including labor, materials, equipment, and the created product.

work plan: Detailed formulation of a program of action.

work zone: Area of a highway with construction, maintenance, or utility work activities.

1-1.08 DISTRICTS

Replace Section 1.08 with:

Not Used

1-1.09 FREEZE-THAW AREAS

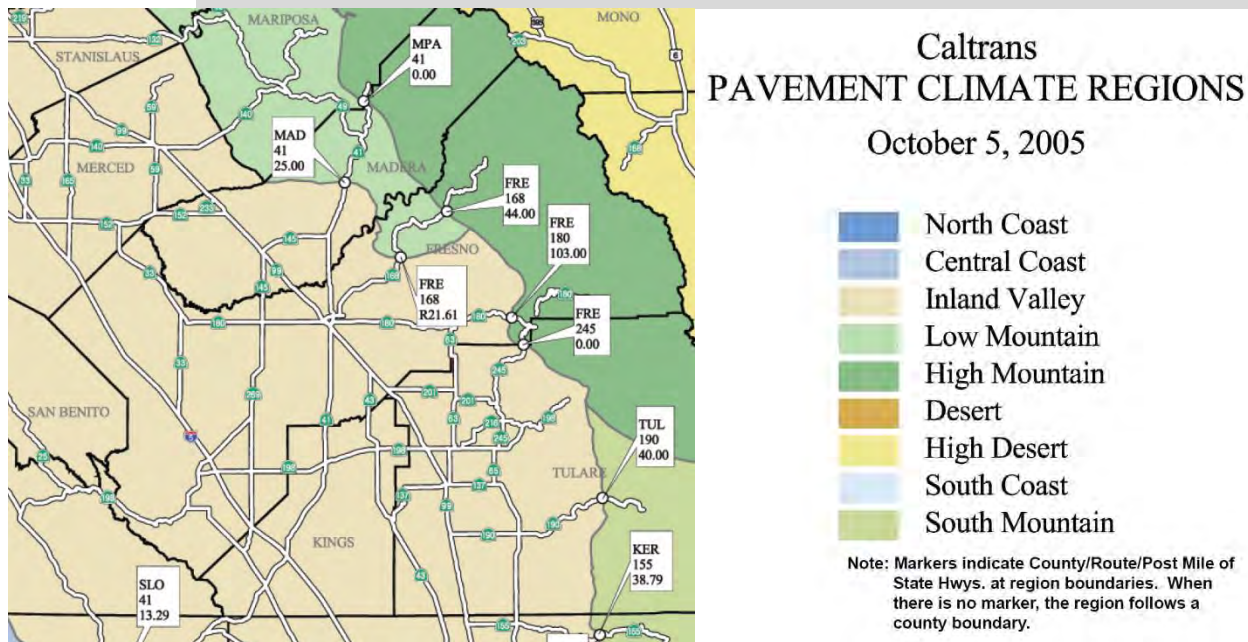
Add to the end of Section 1-1.09

This project may or may not be in a freeze-thaw area.

Replace Section 1-1.10 with:

1-1.10 PAVEMENT CLIMATE REGIONS

http://www.dot.ca.gov/hq/maint/Pavement/Offices/Pavement_Engineering/PDF/Pavement_Climate_regions_100505.pdf



To help account for the effects of various climatic conditions on pavement performance, the State has been divided into 9 climate regions.

Replace Section 1-1.11 with:

Project: Job Order Contract General Engineering
Contract Numbers: 22-24-J, 22-25-J, 22-26-J

1-1.11 WEBSITES, ADDRESSES, AND TELEPHONE NUMBERS

Websites, Addresses, and Telephone Numbers

Reference or agency or department unit	Website	Address	Telephone no.
Authorized Material Lists Authorized Material Source Lists	https://dot.ca.gov/programs/engineering-services/authorized-materials-lists	--	--
CA Unified Certification Program's list of certified DBEs	https://dot.ca.gov/programs/civil-rights/dbe-search	--	--
<i>California MUTCD</i>	https://dot.ca.gov/programs/safety-programs/camutcd	--	--
Data Interchange for Materials Engineering	https://dime.dot.ca.gov/	Materials Engineering and Testing Services Department of Transportation 5900 Folsom Blvd Sacramento CA 95819-4612	(916) 227- 5238
Department	http://www.co.fresno.ca.us	2220 Tulare Street Design Division – Seventh Floor Fresno, CA 93721	(559) 600-9908
Department of Conservation, Office of Mine Reclamation	http://www.conservation.ca.gov/dmr/	--	--
Department of General Services, Office of Small Business and DVBE Services	https://www.dgs.ca.gov/OBAS	Office of Small Business and DVBE Services Department of General Services 707 3rd St West Sacramento CA 95605- 2811	(800) 559- 5529 (916) 375- 4940
Department of Industrial Relations	http://www.dir.ca.gov	455 Golden Gate Ave San Francisco CA 94102	--
Design Services - Contract Administration, Planholders, Bid Results	https://www.co.fresno.ca.us/planholders	2220 Tulare Street Design Division – Seventh Floor Fresno, CA 93721	Tel: (559) 600-4241 Fax: (559) 455-4609 Email: DesignServices@fresnocountyca.gov
Division of Accounting, Office of External Accounts Payable	https://dot.ca.gov/programs/accounting	Major Construction Payment and Information Unit Office of External Accounts Payable Division of Accounting Department of Transportation P.O. Box 168043 Sacramento, CA 95816-8043	(916) 227-9013
Division of Construction	http://www.dot.ca.gov/hq/construc/	--	--
Geotechnical Services	https://dot.ca.gov/programs/engineering-services	Geotechnical Services Department of Transportation 5900 Folsom Blvd Sacramento, CA 95819-4612	(916) 227-7000

METS	https://dot.ca.gov/programs/engineering-services	Materials Engineering and Testing Services Department of Transportation 5900 Folsom Blvd Sacramento, CA 95819-4612	(916) 227-7000
MPQP	https://dot.ca.gov/programs/construction/material-plant-quality-program	--	--
Office Engineer	--	Director of Public Works & Planning Fresno County 2220 Tulare St, 8 th Floor Fresno, CA 93721	(559) 600-4078
Offices of Structure Design, Documents Unit	--	MSC 9-4/41 Documents Unit Offices of Structure Design Department of Transportation 1801 30th St Sacramento, CA 95816-7006	(916) 227-0716
Publication Distribution Unit	--	Publication Unit Department of Transportation 1900 Royal Oaks Dr Sacramento, CA 95815-3800	--

Replace Section 1-1.12 with:

1-1.12 MISCELLANY

Make checks and bonds payable to the County of Fresno.

Replace Section 2 with:

2 BIDDING

2-1.01 GENERAL

Section 2 includes specifications related to bid eligibility and the bidding process.

2-1.02 BID INELIGIBILITY

A firm that has provided architectural or engineering services to the Department for this contract before bid submittal for this contract is prohibited from any of the following:

1. Submitting a bid
2. Subcontracting for a part of the work
3. Supplying materials

2-1.03 CONTRACTOR REGISTRATION

No contractor or subcontractor may be listed on a bid proposal for a public works project unless registered with the Department of Industrial Relations pursuant to Labor Code section 1725.5 [with limited exceptions from this requirement for bid purposes only under Labor Code section 1771.1(a)].

2-1.04–2-1.05 RESERVED

2-1.06 BID DOCUMENTS

2-1.06A General

The *Bid* book includes bid forms and certifications and an electronic copy is available to print, fill out and turn in hard copy or the another version is also available to submit online through Bid Express.

The *Specifications* includes the *Notice to Bidders*, revised standard specifications, project details, and special provisions, technical specifications, and the *Construction Task Catalog*.

The *Specifications* will be made available to contractors who attend the mandatory pre-bid meeting.

The *Standard Specifications* and *Standard Plans* may be purchased at the Publication Distribution Unit.

2-1.06B Supplemental Project Information

No supplemental project information is available for this project.

2-1.06C–2-1.06D Reserved

2-1.07 JOB SITE AND DOCUMENT EXAMINATION

Examine the bid documents. Notify the Department of apparent errors and patent ambiguities in the plans, specifications, and Bid Item List. Failure to do so may result in rejection of a bid or rescission of an award.

Bid submission is your acknowledgment that you have examined the bid documents and are satisfied with:

1. General and local conditions to be encountered
2. Character, quality, and scope of work to be performed
3. Quantities of materials to be furnished
4. Character, quality, and quantity of surface and subsurface materials or obstacles
5. Requirements of the contract

2-1.08 RESERVED

2-1.09 BID ITEM LIST

Submit a bid based on your firm's adjustment factors as detailed in Proposal 2.

2-1.10 SUBCONTRACTOR LIST

Not Used

2-1.11 RESERVED

2-1.12 DISADVANTAGED BUSINESS ENTERPRISES

2-1.12A General

Section 2-1.12 applies to a federal-aid contract.

There is no specified DBE goal associated with this contract.

Contractors shall endeavor to make work available to DBEs and select work parts consistent with the available DBEs, including subcontractors, suppliers, service providers, and truckers.

Include equal employment and non-discrimination assurances in each subcontract you sign with a subcontractor.

2-1.13-32 RESERVED

2-1.33 BID DOCUMENT COMPLETION AND SUBMITTAL

2-1.33A General

Complete forms in the *Bid* book or online through Bid Express.

If submitting your bid hard copy:

1. Under sealed cover
2. Marked as a bid
3. Identifying the contract number and the bid opening date.

Certain bid forms must be submitted with the bid and properly executed.

Certain other forms and information must be submitted either with the bid or within the prescribed period after bid opening as specified elsewhere in these special provisions.

Failure to submit the forms and information as specified results in a nonresponsive bid.

If an agent other than the authorized corporation officer or a partnership member signs the bid, file a Power of Attorney with the Department either before opening bids or with the bid. Otherwise, the bid may be nonresponsive.

2-1.33B Bid Item List and Bid Comparison

Bids will be evaluated and the low bidder determined as indicated in the *Notice to Bidders*.

2-1.33C Bid Document Completion

Proposal sheets are identified by title and by the letter "P" followed by the number assigned to the proposal sheet in question. Proposal sheets are included in the *Bid Book*.

2-1.33C(1) Proposal 1 - Proposal to the Board of Supervisors of Fresno County

2-1.33C(2) Proposal 2 - Bid Proposal Sheet

One or more sheet(s) upon which the bidder completes the bid.

Fill out completely including a unit price and total for each unit price-based item and a total for each lump sum item.

Do not make any additions such as "plus tax", "plus freight", or conditions such as "less 2% if paid by 15th".

Use ink or typewriter or submit through Bid Express.

2-1.33C(3) Proposal 3 – Award Criteria Figure

2-1.33C(4) Proposal 4 - Bid Security and Signature

Submit one of the following forms of bidder's security equal to at least \$25,000:

- Cash
- Cashier's check
- Certified check
- Signed bidder's bond by an admitted surety insurer
- Electronic bidder's bond by an admitted surety insurer

Indicate type of bid security provided.

- Cash – Acceptable but not recommended. Cash is deposited in a clearing account and is returned to bidders by County warrant. This process may take several weeks.
- Cashier's or Certified Checks. This type of security is held until the bid is no longer under consideration. If submitted by a potential awardee, they will be returned when the contract is fully executed by the bidder and bonds and insurance have been approved.
- Bid Bonds – Attach electronic bid bond to your Bid Express bid. If submitting a hard copy, please attach scanned copy to your Bid Express bid and submit hard copy to Design Services prior to the bid opening marked "Bid Bond – Do not open until bid opening" Identify the contract number and bid opening date on the envelope. Bid Bonds must be signed by the bidder and by the attorney-in-fact for the bonding company. Provide notarized signature of attorney-in-fact accompanied by bonding company's affidavit authorizing attorney-in-fact to execute bonds. An unsigned bid bond will be cause for rejection.

Provide contractor's license information.

State business name and if business is a:

- Corporation - list officers
- Partnership - list partners
- Joint Venture - list members; if members are corporations or partnerships, list their officers or partners.
- Individual - list Owner's name and firm name style

Signature of Bidder - the following lists types of companies and corresponding authorized signers.

- Corporation - by an officer

- Partnership - by a partner
- Joint Venture - by a member
- Individual - by the Owner

If signature is by a Branch Manager, Estimator, Agent, etc., the bid must be accompanied by a power of attorney authorizing the individual to sign the bid in question or to sign bids more generally, otherwise the bid may be rejected.

Business Address - Firm's Street Address

Mailing Address - P.O. Box or Street Address

Complete, sign, and return with bid.

2-1.33C(5) Proposal 5 - Noncollusion Declaration

Must be completed, signed, and returned with bid.

2-1.33C(6) Proposal 6 - Public Contract Code Section 10285.1 Statement

Check "has" or "has not" in accordance with instructions on form, return with completed for with bid. Note that signing the bid constitutes signing this statement.

2-1.33C(7) Proposal 7 - Public Contract Code Section 10162 Questionnaire And Public Contract Code 10232 Statement

Check: "yes" or "no" accordance with instructions on form, include explanation if "yes" is checked. Return completed form with bid. Note that signing the bid constitutes signing this questionnaire and statement.

2-1.33C(8) Proposal 8 - Certification With Regard To The Performance Of Previous Contracts Or Subcontracts Subject To The Equal Opportunity Clause And The Filing Of Required Reports

For a Federal-aid contract, complete, sign, and return with bid.

2-1.33C(9) Proposal 9 - Debarment And Suspension Certification

For a Federal-aid contract, complete, sign, and return with bid.

2-1.33C(10) Proposal 10 - Nonlobbying Certification For Federal-Aid Contracts

For a Federal-aid contract, complete, sign, and return with bid.

2-1.33C(11) Proposal 11 - Disclosure Of Lobbying Activities

For a Federal-aid contract, complete, sign, and return with bid.

2-1.35–2-1.39 RESERVED

2-1.40 BID WITHDRAWAL

1. Paper bids may be withdrawn by an authorized agent before the bid opening date and time by submitting a written bid withdrawal request at the location where the bid was submitted. Withdrawing a bid does not prevent you from submitting a new bid. An authorized agent is an individual authorized to submit a bid.
2. Electronic bids may be submitted and resubmitted on Bid Express an unlimited number of times prior to the bid opening time. Resubmitting a bid "withdraws" or saves over your previous bid.
3. After the bid opening time, you cannot withdraw a bid.

2-1.41–2-1.42 RESERVED

2-1.43 BID OPENING

The Department publicly opens and reads bids at the time and place shown on the *Notice to Bidders*.

2-1.44–2-1.45 RESERVED

2-1.46 DEPARTMENT'S DECISION ON BID

The Department's decision on the bid amount is final.

Project: Job Order Contract General Engineering
Contract Numbers: 22-24-J, 22-25-J, 22-26-J

The Department may reject:

1. All bids
2. A nonresponsive bid

2-1.47 BID RELIEF

The Department may grant bid relief under Pub Cont Code § 5100 et seq. Submit any request for bid relief to Design Services.

2-1.48 RESERVED

2-1.49 SUBMITTAL FAILURE HISTORY

The Department considers a bidder's past failure to submit documents required after bid opening in determining a bidder's responsibility.

2-1.50 RESERVED

2-1.51 DISCLOSURE OF SELF-DEALING TRANSACTIONS

This provision is only applicable if the contractor is operating as a corporation (a for-profit or non-profit corporation) or if during the term of this agreement, the contractor changes its status to operate as a corporation.

Members of the contractor's Board of Directors shall disclose any self-dealing transactions that they are a party to while contractor is providing goods or performing services under this agreement. A self-dealing transaction shall mean a transaction to which the contractor is a party and in which one or more of its directors has a material financial interest. Members of the Board of Directors shall disclose any self-dealing transactions that they are a party to by completing and signing a Self-Dealing Transaction Disclosure Form which is included in *Project Details* of these special provisions.

In the event that the Contractor (to whom the project is awarded) is operating as a corporation or incorporates during the course of the construction contract, and any member of its board of directors is engaged or intends to become engaged in self-dealing transaction(s), each member of its board of directors who is engaged or intends to become engaged in a self-dealing transaction or transactions must complete and submit to the County a completed Self-Dealing Transaction Disclosure Form (in Project Details) for each such transaction prior to engaging therein or immediately thereafter.

3 CONTRACT AWARD AND EXECUTION

Replace the headings and paragraphs of Section 3 with:

3-1.01 GENERAL

Section 3 includes specifications related to contract award and execution.

3-1.02 CONSIDERATION OF BIDS

3-1.02A General

Bids will be compared on the basis listed in the Notice to Bidders.

3-1.02B Tied Bids

The Department breaks a tied bid with a coin toss:

3-1.03 CONTRACTOR REGISTRATION

No contractor or subcontractor may be awarded a contract for public work on a public works project (awarded on or after April 1, 2015) unless registered with the Department of Industrial Relations pursuant to Labor Code section 1725.5.

3-1.04 CONTRACT AWARD

3-1.04A BID PROTEST PROCEDURES

Any bid protest must be submitted in writing and delivered by the Bidder by either of the following means: (1) via e-mail to DesignServices@fresnocountyca.gov; or (2) via certified mail, return receipt requested to the following address: Design Division, Department of Public Works and Planning, 2220 Tulare Street, Sixth Floor, Fresno, CA 93721.

The bid protest must be received no later than 5:00 p.m. of the seventh (7th) calendar day following the deadline for submittal of the specific bid document(s) placed at issue by the protest. Any Bidder filing a protest is encouraged to submit the bid protest via e-mail, because the deadline is based on the Department's receipt of the bid protest. A bid protest accordingly may be rejected as untimely if it is not received by the deadline, regardless of the date on which it was postmarked. The Bidder's compliance with the following additional procedures also is mandatory:

- a. The initial protest document shall contain a complete statement of the grounds for the protest, including a detailed statement of the factual basis and any supporting legal authority.
- b. The protest shall identify and address the specific portion of the document(s) forming the basis for the protest.
- c. The protest shall include the name, address and telephone number of the person representing the protesting party.
- d. The Department will provide a copy of the initial protest document and any attached documentation to all other Bidders or proposers who appear to have a reasonable prospect of receiving an award depending upon the outcome of the protest.
- e. The Board of Supervisors will issue a decision on the protest. If the Board of Supervisors determines that a protest is frivolous, the party originating the protest may be determined to be irresponsible and that party may be determined to be ineligible for future contract awards.
- f. The procedure and time limits set forth herein are mandatory and are the Bidder's sole and exclusive remedy in the event of a bid protest. Failure by the Bidder to comply with these procedures shall constitute a waiver of any right to further pursue the bid protest, including the subsequent filing of a Government Code Claim or legal proceedings.

3-1.04B AWARD PERIOD

If the Department awards the contract, the award is made to the lowest responsible bidder within 54 calendar days after bid opening.

The Department may extend the specified award period if the Bidder agrees.

You may request to extend the award period by faxing a request to Design Services before 4:00 p.m. on or before the last day of the award period. If you do not make this request, after the specified award period:

1. Your bid becomes invalid
2. You are not eligible for the award of the contract

3-1.05 CONTRACT BONDS (PUB CONT CODE §§ 10221 AND 10222)

The successful bidder must furnish two bonds conforming to the requirements in the *Agreement* of these special provisions.

3-1.06 CONTRACTOR LICENSE

For a federal-aid contract, the Contractor must be properly licensed as a contractor from contract award through Contract acceptance (Pub Cont Code § 10164).

For a non-federal-aid contract:

1. Contractor must be properly licensed as a contractor from bid opening through Contract acceptance (Bus & Prof Code § 7028.15)
2. Joint venture bidders must obtain a joint venture license before contract award (Bus & Prof Code § 7029.1)

3-1.07 INSURANCE POLICIES

The successful bidder must submit copies of its insurance policies conforming to the requirements in the *Agreement* of these special provisions.

3-1.08 –3-1.10 RESERVED

3-1.11 PAYEE DATA RECORD

Complete and deliver to the Engineer a Payee Data Record form when requested by the Engineer.

3-1.12 RESERVED

3-1.13–3-1.17 RESERVED

3-1.18 CONTRACT EXECUTION

The successful bidder must sign the *Agreement*.

Deliver to Design Services:

1. Signed *Agreement*
2. Contract bonds
3. Documents identified in section 3-1.07

Design Services must receive these documents before the 10th business day after the bidder receives the contract.

The bidder's security may be forfeited for failure to execute the contract within the time specified (Pub Cont Code §§ 10181, 10182, and 10183).

3-1.19 BIDDERS' SECURITIES

The Department keeps the securities of the 1st, 2nd, and 3rd low bidders until the contract has been executed. The other bidders' securities, other than bidders' bonds, are returned upon determination of the 1st, 2nd, and 3rd low bidders, and their bidders' bonds are of no further effect (Pub Cont Code § 10184).

4 SCOPE OF WORK

Replace Section 4-1.02 with:

4-1.02 INTENT

The Contract intent is to provide for work completion using the best general practices.

Nothing in the specifications, special provisions, Standard Specifications, or in any other Contract document voids the Contractor's public safety responsibilities.

Replace Section 4-1.03 with:

4-1.03 WORK DESCRIPTION

The work of this Contract will be set forth in the Detailed Scopes of Work referenced in the individual Job Orders. The Contractor is required to complete each Detailed Scope of Work for the Job Order Price within the Job Order Completion Time.

4-1.03A PROCEDURES FOR DEVELOPING A JOB ORDER

1. Initiation of a Job Order

The County may award an individual Job Order to any selected Contractor. Selection of the Contractor and award of the Job Order will be in compliance with established County procedures and based on one or more of the following criteria:

- 1.1. Rotational selection among all Contractors, unless otherwise determined by the County.
- 1.2. Evaluation of past and current performance on Job Orders of a similar nature and type of work, project size, construction management challenges, schedule performance, design management requirements, etc.
- 1.3. Balancing of work load (Job Order dollar volume and construction backlog) among Contractors.
- 1.4. Management of Job Order dollar volume within bonding limitations of the Contractor.
- 1.5. Contractor's responsiveness to the County on Job Orders.
- 1.6. Other appropriate criteria as deemed in the best interest of the County.

As the need exists, the County will notify the Contractor of a Project, schedule a Joint Scope Meeting and issue a Notice of Joint Scope Meeting.

The Contractor shall attend the Joint Scope Meeting and discuss, at a minimum:

- 1.1. the general scope of the work;
- 1.2. alternatives for performing the work and value engineering;
- 1.3. access to the site and protocol for admission;
- 1.4. hours of operation;
- 1.5. staging area;
- 1.6. requirements for catalog cuts, technical data, samples and shop drawings;
- 1.7. requirements for professional services, sketches, drawings, and specifications;
- 1.8. construction duration;
- 1.9. liquidated damages;
- 1.10. the presence of hazardous materials;
- 1.11. date on which the Job Order Proposal is due.

Upon completion of the joint scoping process, the County will prepare a draft Detailed Scope of Work referencing any sketches, drawings, photographs, and specifications required to document accurately the work to be accomplished. The Contractor shall review the Detailed Scope of Work and request any required changes or modifications. When an acceptable Detailed Scope of Work has been prepared, the County will issue a Request for Proposal that will require the Contractor to prepare a Job Order Proposal. The Detailed Scope of Work, unless modified by both the Contractor and the County, will be the basis on which the Contractor will develop its Job Order Proposal and the County will evaluate the same. The Contractor does not have the right to refuse to perform any task or any work in connection with a particular Project.

The County may, at its option, include quantities in the Detailed Scope of Work if it helps to define the Detailed Scope of Work, if the actual quantities required are not known or cannot be determined at the time the Detailed Scope of Work is prepared, if the Contractor and the County cannot agree on the quantities required, or for any other reason as determined by the County. In all such cases, the County shall issue a Supplemental Job Order adjusting the quantities appearing in the Detailed Scope of Work to the actual quantities.

2. Preparation of the Job Order Proposal

The Contractor's Job Order Proposal shall include, at a minimum:

- 2.1. Job Order Price Proposal;
- 2.2. Required drawings or sketches;
- 2.3. List of anticipated Subcontractors and Materialmen;
- 2.4. Construction schedule;
- 2.5. Other requested documents.

3. Preparation of the Job Order Price Proposal

The Job Order Price shall be the value of the approved Job Order Price Proposal.

The value of the Job Order Price Proposal shall be calculated by summing the total of the calculations for each Pre-priced Tasks (unit price x quantity x Adjustment Factor) plus the value of all Non Pre-priced Tasks.

The Contractor will prepare Price Proposals in accordance with the following:

- 3.1. Pre-priced Task: A task described in, and for which a unit price is set forth in, the Construction Task Catalog®.
- 3.2. Non Pre-priced Task: A task that is not set forth in the Construction Task Catalog®.
- 3.3. Information submitted in support of Non Pre-priced Tasks shall include, but not be limited to, the following:
- Catalog cuts, specifications, technical data, drawings, or other information as required to evaluate the task.
 - If the Contractor will perform the work with its own forces, it shall submit three independent quotes for all material to be installed and shall, to the extent possible, use Pre-priced Tasks for labor and equipment from the Construction Task Catalog®. If the work is to be subcontracted, the Contractor must submit three independent quotes from subcontractors. The Contractor shall not submit a quote or bid from any supplier or subcontractor that the Contractor is not prepared to use. The County may require additional quotes and bids if the suppliers or subcontractors are not acceptable or if the prices are not reasonable.
 - The final price submitted for Non Pre-priced Tasks shall be according to the following formula:

Contractor Performed Duties

 $A =$ The hourly rate for each trade classification not in the Construction Task Catalog® multiplied by the quantity;

 $B =$ The rate for each piece of Equipment not in the Construction Task Catalog® multiplied by the quantity;

 $C =$ The lowest of three independent quotes for all materials

Total Cost for self-performed work = $(A+B+C) \times$ Normal Hours Adjustment Factor

For Work performed by Subcontractors:

If the Work is to be subcontracted, the Contractor must submit three independent bids from Subcontractors. If three quotes or bids cannot be obtained, the Contractor will provide the reason in writing for the County's approval as to why three quotes cannot be submitted.

 $D =$ Subcontractor Costs (supported by three quotes)

Total Cost for Non Pre-Priced Tasks performed by Subcontractors = $D \times$ Normal Working Hours Adjustment Factor.
- After a Non Pre-priced Task has been approved by the County, the Unit Price for such task will be established, and fixed as a permanent Non Pre-priced Task which will no longer require price justification.
 - The County's determination as to whether an item is a Pre-priced Task or a Non Pre-priced Task shall be final, binding and conclusive as to the Contractor.
 - On a case-by-case basis, if three quotes cannot be obtained, less than three quotes may be accepted but must be approved in advance by the County.

Whenever, because of trade jurisdiction rules or small quantities, the cost of a minor task in the Price Proposal is less than the cost of the actual labor and material to perform such task, the County may permit the Contractor to be paid for such task as a Non Pre-priced Task, or use Pre-priced labor tasks and material component pricing to cover the actual costs incurred. Provided, however, that there is no other work for that trade on the Project or other work for that trade cannot be scheduled at the same time and the final charge does not exceed \$1,000.

Contractor shall make the necessary arrangements for and obtain all filings and permits required for the Work, including the preparation of all drawings, sketches, calculations and other documents and information that may be required therefor. If the Contractor is required to pay an application fee for filing a project, a fee to obtain a building permit, or any other permit fee to the City, State or some other governmental or regulatory agency, then the amount of such fee paid by the Contractor for which a receipt is obtained shall be treated as a Reimbursable Task to be paid without mark-up. The cost of expediting services or equipment use fees are not reimbursable.

The Contractor shall provide incidental engineering and architectural services required in connection with a particular Job Order including drawings and information required for filing.

The Contractor's Job Order Proposal shall be submitted by the date indicated on the Request for Proposal. All incomplete Job Order Proposals shall be rejected. The time allowed for preparation of the Contractor's Job Order Proposal will depend on the complexity and urgency of the Job Order but should average between seven and fourteen days. On complex Job Orders, such as Job Orders requiring incidental engineering/architectural drawings and approvals and permits, allowance will be made to provide adequate time for preparation and submittal of the necessary documents.

In emergency situations and minor maintenance and repair Job Orders requiring immediate completion, the Job Order Proposal may be required quickly and the due date will be so indicated on the Request for Proposal or, as described below, the Contractor may be directed to begin work immediately with the paperwork to follow.

By submitting a Job Order Proposal to the County, the Contractor agrees to accomplish the Detailed Scope of Work in accordance with the Request for Proposal at the price submitted. It is the Contractor's responsibility to include the necessary tasks and quantities in the Price Proposal and apply the appropriate Adjustment Factor(s) prior to delivering it to the County.

If the Contractor requires clarifications or additional information regarding the scope of work in order to prepare the Job Order Proposal, the request must be submitted so that the submittal of the Job Order Proposal is not delayed.

4. Review of the Job Order Proposal and Issuance of the Job Order

The County will evaluate the entire Price Proposal and compare these with the County's estimate of the Detailed Scope of Work to determine the reasonableness of approach, including the appropriateness of the tasks and quantities proposed.

The Contractor may choose the means and methods of construction; subject however, to the County's right to reject any means and methods proposed by the Contractor that:

- 4.1. Will constitute or create a hazard to the work, or to persons or property; or
- 4.2. Will not produce finished Work in accordance with the terms of the Contract; or
- 4.3. Unnecessarily increases the price of the Job Order when alternative means and methods are available.

The County reserves the right to reject a Job Order Proposal or cancel a Project for any reason. The County also reserves the right not to issue a Job Order if it is determined to be in the best interests of the County. The County may perform such work by other means. The Contractor shall not recover any costs arising out of or related to the development of the Job Order including but not limited to the costs to attend the Joint Scope Meeting, review the Detailed Scope of Work, prepare a Job Order Proposal (including incidental architectural and engineering services), subcontractor costs, and the costs to review the Job Order Proposal with the County.

By submitting a Job Order Proposal to the County, the Contractor agrees to accomplish the Detailed Scope of Work in accordance with the Request for Proposal at the lump sum price submitted. It is the Contractor's responsibility to include the necessary Pre-priced Tasks and Non Pre-priced Tasks and quantities in the Job Order Price Proposal prior to delivering it to the County.

Each Job Order provided to the Contractor shall reference the Detailed Scope of Work and set forth the Job Order Price and the Job Order Completion Time. All clauses of this Contract shall be applicable to each Job Order. The Job Order, issued by the County Contract Manager and delivered to the Contractor along with a Notice to Proceed signed by the County Contract Manager constitutes acceptance of the Contractor's Job Order Proposal on behalf of the County.

In the event that immediate emergency response is necessary, the Contractor shall be required to follow alternative procedures as established by the County. The Contractor shall begin work as directed notwithstanding the absence of a fully developed Request for Proposal, Detailed Scope of Work, or Job Order. The Contractor shall be compensated for such work as if the work had been ordered under the standard procedures.

Replace Section 4-1.05 with:

4-1.05 CHANGES AND EXTRA WORK

4-1.05A General

The Department, without invalidating the Job Order, may order changes in the Work by altering, adding to or deducting from the Work, by issuing a Supplemental Job Order.

Continue contract operations as directed by the Engineer pending approval of any Supplemental Job Order. Do not begin Supplemental Job Order work until the Notice to Proceed for the Supplemental Job Order has been issued.

Credits for Pre-priced and Non Pre-priced Tasks shall be calculated at the pre-set Unit Prices and multiplied by the appropriate Adjustment Factors. The result is that a credit for Tasks that have been deleted from the Detailed Scope of Work will be given at 100% of the value at which they were included in the original Job Order Price Proposal.

Replace Section 4-1.07C with:

4-1.07C Reserved

Replace Section 4-1.13 with:

4-1.13 CLEANUP

Before final inspection, leave the job site neat and presentable and dispose of:

1. Rubbish
2. Excess materials
3. Falsework
4. Temporary structures
5. Equipment

Remove warning, regulatory, and guide signs when directed by the Engineer.

5 CONTROL OF WORK

Delete the 9th Paragraph of Section 5-1.01

Add the following before the last sentence in Section 5-1.02

Caltrans Standard Plans, City of Fresno Standard Drawings, and any other other-agency Standard Drawings included in the "Project Details" section of the book entitled "Specifications" have the same ranking as Standard Plans."

All other drawings in the "Project Details" section of the book entitled "Specifications" have the same ranking as Project Plans.

Tables and other documents in the "Project Details" section of the book entitled "Specifications" have the same ranking as Special Provisions. If a portion of a document in the Project Details section conflicts with the Special Provisions, the Special Provisions shall prevail.

Replace Section 5-1.09 with:

5-1.09 RESERVED

Replace Section 5-1.12 with:

5-1.12 ASSIGNMENT

No third-party agreement relieves you or your surety of the responsibility to complete the work. Do not sell, transfer, or otherwise dispose of any Contract part without prior written consent from the Department.

If you assign the right to receive Contract payments, the Engineer accepts the assignment upon the Engineer's receipt of a notice. Assigned payments remain subject to deductions and withholds described in the Contract. The Department may use withheld payments for work completion whether payments are assigned or not.

A pending or disapproved request for assignment does not relieve you of the responsibility to commence and pursue work timely and in strict accordance with contract documents.

Replace Section 5-1.13C with:

5-1.13C RESERVED

Replace Section 5-1.13D with:

5-1.13D RESERVED

Add the following paragraph to the end of section 5-1.16 with:

Submit Daily Log records to the Engineer weekly for the entire course of work unless the Engineer requests another interval.

Replace Section 5-1.20B(4) with:

5-1.20B(4) Contractor–Property Owner Agreement

Before procuring material from or disposing or stockpiling of material on non-highway property:

1. Provide proof that the property where materials are to be stockpiled or equipment parked/stored is appropriately zoned and/or permitted for the use proposed by the Contractor.
2. Obtain written authorization from each and every owner of the property where materials are to be stockpiled or equipment parked/stored.
3. Provide proof that the signor(s) of the authorization are the owners of the property.
4. Provide an executed release from the property owner(s) absolving the Department from any and all responsibility in connection with the stockpiling of materials or parking/storage of equipment on said property.
5. Obtain written permission from the Engineer to stockpile materials or park/store equipment at the location designated in said authorization.

Before Contract acceptance, submit a document signed by the owner of the material source or disposal site stating that the Contractor has complied with the Contractor-owner agreement.

Failure by the Contractor to provide written authorization shall result in the withholding of all funds due to the Contractor until said authorization is received by the County.

Replace Section 5-1.20C with:

5-1.20C Railroad Relations

If the Contract includes an agreement with a railroad company, the Department makes the provisions of the agreement available in Project Details in the document titled "Railroad Relations and Insurance Requirements." Comply with the requirements in the document.

Replace Section 5-1.23A with:

5-1.23A General

Section 5-1.23 includes specifications for action and informational submittals.

Any submittal not specified as an informational submittal is an action submittal.

Submit action and informational submittals to the Engineer. Unless otherwise specified in these Specifications, submittals shall be provided via email in .pdf format.

Each submittal must have a cover sheet that must include:

1. Contract number
2. Project Name
3. Date
4. Submittals (and resubmittals if applicable) must be numbered sequentially
5. Structure number if applicable
6. Contractor
7. Person responsible for submitting the submittal

8. Signature of Contractor's representative sending submittal
9. Section number and/or item submittal is referencing
10. Pages of submittal, excluding cover sheet

The Department rejects a submittal if it has any error or omission.

If the last day for submitting a document falls on a Saturday or holiday, it may be submitted on the next business day with the same effect as if it had been submitted on the day specified.

Documents must be submitted in the English language.

Convert documents to US customary units.

Replace Section 5-1.26 with:

5-1.26 CONSTRUCTION SURVEYS

The Engineer places stakes and/or marks as the Engineer determines to be necessary to establish the lines and grades required for the work.

Submit your request for Engineer-furnished stakes:

1. Once staking area is ready for stakes
2. On a Request for Construction Stakes form

After your submittal, the Engineer starts staking within 2 working days.

Preserve stakes and marks placed by the Engineer. If the stakes or marks are destroyed, the Engineer replaces them at the Engineer's earliest convenience and deducts the cost.

5-1.27 COMPUTER REQUIREMENTS

The Contractor shall maintain at its office for its use a computer with, at a minimum, a 1 GHz processor and an internet connection. The Contractor shall maintain individual email accounts for each of its project managers.

5-1.28 JOB ORDER CONTRACTING SOFTWARE

The County selected The Gordian Group's (Gordian) Job Order Contracting (JOC) system for the execution of the JOC program. The Gordian JOC system includes The Gordian Group's proprietary eGordian® and Gordian Cloud JOC Applications and Construction Task Catalog®, which shall be used by the Contractor to prepare and submit Job Order Proposals, subcontractor lists, and other requirements specified in the general conditions and as may be requested by the County. The Contractor shall be required to execute Gordian's JOC System License and User Agreement, and shall pay a 1% JOC System License Fee on all work awarded to the JOC contractor by the County for access to the Gordian JOC system and Proprietary Information.

Delete Section 5-1.27E

5-1.32 AREAS FOR USE

Occupy the highway only for purposes necessary to perform the work.

Defend, indemnify, and hold the Department harmless to the same extent as under section 7-1.05.

The Department does not allow temporary residences within the County right-of-way.

6 CONTROL OF MATERIALS

Replace section 6-1.05 with:

6-1.05 SPECIFIC BRAND OR TRADE NAME AND SUBSTITUTION

Unless substitution is expressly precluded in the special provisions, a reference to a specific brand or trade name establishes a quality standard and is not intended to limit competition. Unless the Department has made a public interest finding expressly authorizing sole source procurement of a particular item, you may use a product that is equal to or better than the specified brand or trade name if authorized.

Submit a substitution request with a time period that:

1. Follows Contract award
2. Allows 30 days for review
3. Causes no delay

Include substantiating data with the substitution request that proves that substitution:

1. Causes no delay
2. Is of equal or better quality and suitability

If the special provisions disallow substitution of a particular item, provide the specified item and do not propose substitution.

7 LEGAL RELATIONS AND RESPONSIBILITY TO THE PUBLIC

Replace the 2nd Paragraph of Section 7-1.02K(2) with:

The general prevailing wage rates and any applicable changes to these wage rates are available:

1. From Design Services
2. From the Department of Industrial Relations' Web site

Replace section 7-1.02K(3) with:

Keep accurate payroll records.

Submit a copy of your certified payroll records, weekly, including those of subcontractors. Include:

1. Each employee's:
 - 1.1. Full name
 - 1.2. Address
 - 1.3. Social security number
 - 1.4. Work classification
 - 1.5. Straight time and overtime hours worked each day and week
 - 1.6. Actual wages paid for each day to each:
 - 1.6.1. Journeyman
 - 1.6.2. Apprentice
 - 1.6.3. Worker
 - 1.6.4. Other employee you employ for the work
 - 1.7. Pay rate
 - 1.8. Itemized deductions made
 - 1.9. Check number issued
 - 1.10. Fringe Benefits
2. Apprentices and the apprentice-to-journeyman ratio

Each certified payroll record must include a Statement of Compliance form signed under penalty of perjury that declares:

1. Information contained in the payroll record is true, correct, and complete
2. Employer has complied with the requirements of sections 1771, 1811, and 1815 for any work performed by his or her employees on the public works project
3. Wage rates paid are at least those required by the Contract

Submitted certified payrolls for hauling and delivering ready-mixed concrete must be accompanied by a written time record. The time record must include:

1. Truck driver's full name and address
2. Name and address of the factory or batching plant
3. Time the concrete was loaded at the factory or batching plant
4. Time the truck returned to the factory or batching plant
5. Truck driver's signature certifying under penalty of perjury that the information contained in this written time record is true and correct

Make certified payroll records available for inspection at all reasonable hours at your main office on the following basis:

1. Upon the employee's request or upon request of the employee's authorized representative, make available for inspection a certified copy of the employee's payroll record.
2. Refer the public's requests for certified payroll records to the Department. Upon the public's request, the Department makes available for inspection or furnishes copies of your certified payroll records. Do not give the public access to the records at your main office.

Make all payroll records available for inspection and copying or furnish a copy upon request of a representative of the:

1. Department
2. Division of Labor Standards Enforcement of the Department of Industrial Relations
3. Division of Apprenticeship Standards of the Department of Industrial Relations

Furnish the Department the location of the records. Include the street address, city, and county. Furnish the Department a notification of a location and address change within 5 business days of the change.

Comply with a request for the records within 10 days after you receive a written request. If you do not comply within this period, the Department withholds from progress payments a \$100 penalty for each day or part of a day for each worker until you comply. You are not assessed this penalty for a subcontractor's failure to comply with Labor Code § 1776.

The Department withholds from progress payments for delinquent or inadequate records (Labor Code § 1771.5). If you have not submitted an adequate record by the month's 15th day for the period ending on or before the 1st of that month, the Department withholds up to 10 percent of the monthly progress estimate, exclusive of mobilization. The Department does not withhold more than \$10,000 or less than \$1,000.

7-1.02K(4)i Apprenticeship Requirements for non-Federal Projects

- A. Pursuant to Sections 1770-1780 of the Labor Code of the State of California, the Director of the Department of Industrial Relations has determined the general prevailing rate of wages in the locality for each craft or type of worker needed to execute the work. Said wage rates pursuant to Section 1773.2 of the Labor Code are on file with the Clerk to the Fresno County Board of Supervisors, and will be made available to any interested person on request. A copy of this wage scale may also be obtained at the following Web Site: www.dir.ca.gov/dlsr.
- B. Pursuant to Section 1775 of the Labor Code of the State of California, nothing in this Article shall prevent the employment of properly registered apprentices upon public works. Every such apprentice shall be paid the standard wage paid to apprentices under the regulations of the craft or trade at which he/she is employed, and shall be employed only at the work of the craft or trade to which he/she is registered.

- C. Only apprentices, as defined in Section 3077, who are in training under apprenticeship standards and written apprentice agreements under Chapter 4 (commencing at Section 3070), Division 3, of the Labor Code, are eligible to be employed on public works. The employment and training of each apprentice shall be in accordance with the provisions of the apprenticeship standards and apprentice agreements under which he/she is training.
- D. Fresno County is committed to increasing the availability of employment and training opportunities, with particular attention to the plight of those who are most economically disadvantaged. In an effort to advance that purpose, the County will require that the Contractor and each subcontractor employed on this Project shall use their best efforts to ensure that thirty-three percent (33%) of apprentice hours, as determined by California Labor Code Section 1777.5 for each contractor and subcontractor of any tier on this Project, are performed by qualified participants in state approved apprenticeship programs who also are current or former "Welfare-to-Work" participants in the CalWORKs program. Provided, that nothing contained in this Paragraph D shall be interpreted to relieve or in any way diminish the obligation of the Contractor and each subcontractor to comply fully with all applicable apprenticeship laws in accordance with the California Labor Code and the California Code of Regulations; and accordingly such requirements as are contractually imposed by this Paragraph D shall be in addition to such legally mandated requirements, and applicable only to the extent fully consistent therewith.

Replace Section 7-1.02K(6)(j)(iii) with:

Section 7-1.02K(6)(j)(iii) applies if earth material containing lead is present at the job site.

Section 7-1.02K(6)(j)(iii) Earth Material Containing Lead

Section 7-1.02K(6)(j)(iii) includes specifications for handling, removing, and disposing of earth material containing lead.

Lead is present in earth material on the job site. Management of this material exposes workers to health hazards that must be addressed in your lead compliance plan. The average lead concentrations are below 1,000 mg/kg total lead and below 5 mg/L soluble lead. The material on the job site:

1. Is not a hazardous waste
2. Does not require disposal at a permitted landfill or solid waste disposal facility

Lead is typically found within the top 2 feet of material in unpaved areas of the highway. Reuse all of the excavated material on the right-of-way. Haul and place the surplus excavated material on the right-of-way at _____.

Lead has been detected in material to a depth of _____ in unpaved areas of the highway. Levels of lead found on the job site range from less than _____ to _____ mg/kg total lead with an average concentration of _____ mg/kg total lead as analyzed by EPA test method 6010 or EPA test method 7000 series and based upon a 95 percent upper confidence limit. Levels of lead found within the project limits have a predicted average soluble concentration of _____ mg/L as analyzed by the California Waste Extraction Test and based upon a 95 percent upper confidence limit.

Handle the material under all applicable laws, rules, and regulations, including those of the following agencies:

1. Cal/OSHA
2. CA RWQCB, Region 5-Central Valley
3. CA Department of Toxic Substances Control
4. _____

Manage the material as shown in the following table.

Earth Material Management

Location	Depth	Management requirements

If the material is disposed of:

1. Disclose the lead concentration of the material to the receiving property owner when obtaining authorization for disposal on the property
2. Obtain the receiving property owner's acknowledgment of lead concentration disclosure in the written authorization for disposal
3. You are responsible for any additional sampling and analysis required by the receiving property owner

If you choose to dispose of the material at a commercial landfill:

1. Transport it to a Class III or Class II landfill appropriately permitted to receive the material
2. You are responsible for identifying the appropriately permitted landfill to receive the material and for all associated trucking and disposal costs, including any additional sampling and analysis required by the receiving landfill

Section 7-1.02M(2) applies use if requested by the district and under the applicable forest service permit

Replace Section 7-1.02M(2) with:

7-1.02M(2) Fire Prevention

Cooperate with local fire prevention authorities in eliminating hazardous fire conditions.

Obtain the phone numbers of the nearest fire suppression agency, California Department of Forestry and Fire Protection (Cal Fire) unit headquarters, United States Forest Service (USFS) ranger district office, and U.S. Department of Interior (USDI) BLM field office. Submit these phone numbers to the Engineer before the start of job site activities.

Immediately report to the nearest fire suppression agency fires occurring within the project limits.

Prevent project personnel from setting open fires that are not part of the work.

Prevent the escape of and extinguish fires caused directly or indirectly by job site activities

Except for motor trucks, truck tractors, buses, and passenger vehicles, equip all hydrocarbon-fueled engines, both stationary and mobile including motorcycles, with spark arresters that meet USFS standards as specified in the *Forest Service Spark Arrester Guide*. Maintain the spark arresters in good operating condition. Spark arresters are not required by Cal Fire, the BLM, or the USFS on equipment powered by properly maintained exhaust-driven turbo-charged engines or equipped with scrubbers with properly maintained water levels. The *Forest Service Spark Arrester Guide* is available at the district offices.

Each toilet must have a metal ashtray at least 6 inches in diameter by 8 inches deep half-filled with sand and within easy reach of anyone using the facility.

Locate flammable materials at least 50 feet away from equipment service, parking, and gas and oil storage areas. Each small mobile or stationary engine site must be cleared of flammable material for a radius of at least 15 feet from the engine.

Each area to be cleared and grubbed must be cleared and kept clear of flammable material such as dry grass, weeds, brush, downed trees, oily rags and waste, paper, cartons, and plastic waste. Before clearing and grubbing, clear a fire break at the outer limits of the areas to be cleared and grubbed. Other fire breaks may be ordered and are change order work.

Furnish the following fire tools:

1. 1 shovel and 1 fully charged fire extinguisher UL rated at 4 B:C or more on each truck, personnel vehicle, tractor, grader, or other heavy equipment.
2. 1 shovel and 1 backpack 5-gallon water-filled tank with pump for each welder.
3. 1 shovel or 1 chemical pressurized fire extinguisher, fully charged, for each gasoline-powered tool, including chain saws, soil augers, and rock drills. The fire tools must always be within 25 feet from the point of operation of the power tool. Each fire extinguisher must be of the type and size required by the Pub Res Code § 4431 and 14 CA Code of Regs § 1234. Each shovel must be size O or larger and at least 46 inches long.

Furnish a pickup truck and driver for the sole purpose of fire control during working hours. The truck must be equipped with:

1. 10 shovels, 5 axes, 2 backpack 5-gallon water-filled tanks with pumps
2. 100-gallon tank of water with a gasoline motor powered pump and 100 feet of 3/4-inch hose on a reel.

The pickup truck and operator must patrol the area of construction for at least 1/2 hour after job site activities have ended.

In addition to being available at the site of the work, the truck and operator must patrol the area of construction from noon until at least 1/2 hour after job site activities have ended. If the fire danger rating is very high or extreme, the truck and operator must patrol the area of construction while work is being done and for at least 1/2 hour after job site activities have ended.

Cal Fire, USFS, and BLM have established the following adjective class ratings for 5 levels of fire danger for use in public information releases and fire protection signing: low, moderate, high, very high, extreme. Obtain the fire danger rating daily for the project area from the nearest Cal Fire unit headquarters, USFS ranger district office, or BLM field office.

Arrangements have been made with Cal Fire, USFS, and BLM to notify the Department when the fire danger rating is very high or extreme. This information will be furnished to the Engineer who will notify you for dissemination and action in the area affected. If a discrepancy between this notice and the fire danger rating obtained from the nearest office of either Cal Fire or USFS exists, you must conduct operations according to the higher of the two fire danger ratings.

If the fire danger rating reaches very high:

1. Falling of dead trees or snags must be discontinued.
2. No open burning is permitted and fires must be extinguished.
3. Welding must be discontinued except in an enclosed building or within an area cleared of flammable material for a radius of 15 feet.
4. Blasting must be discontinued.
5. Smoking is allowed only in automobiles and cabs of trucks equipped with an ashtray or in cleared areas immediately surrounded by a fire break unless prohibited by other authority.
6. Vehicular travel is restricted to cleared areas except in case of emergency.

If the fire danger rating reaches extreme, take the precautions specified for a very high fire danger rating except smoking is not allowed in an area immediately surrounded by a firebreak and work of a nature that could start a fire requires that properly equipped fire guards be assigned to such operation for the duration of the work.

The Engineer may suspend work wholly or in part due to hazardous fire conditions. The days during this suspension are non-working days.

If field and weather conditions become such that the determination of the fire danger rating is suspended, section 7-1.02M(2) will not be enforced for the period of the suspension of the determination of the fire danger rating. The Engineer will notify you of the dates of the suspension and resumption of the determination of the fire danger rating.

Add between the 9th and 10th paragraphs of section 7-1.03:

07-15-16

If a height differential of more than 0.04 foot is created by construction activities at a joint transverse to the direction of traffic on the traveled way or a shoulder subject to public traffic, construct a temporary taper at the joint with a slope complying with the requirements shown in the following table:

Temporary Tapers

Height differential (foot)	Slope (horizontal:vertical)	
	Taper use of 14 days or less	Taper use of more than 14 days
Greater than 0.08	100:1 or flatter	200:1 or flatter
0.04–0.08	70:1 or flatter	70:1 or flatter

For a taper on existing asphalt concrete or concrete pavement, construct the taper with minor HMA under section 39-2.07.

Grind existing surfaces to accommodate a minimum taper thickness of 0.10 foot under either of the following conditions:

1. HMA material such as rubberized HMA, polymer-modified bonded wearing course, or open-graded friction course is unsuitable for raking to a maximum 0.02 foot thickness at the edge
2. Taper will be in place for more than 14 days

For a taper on a bridge deck or approach slab, construct the taper with polyester concrete under section 60-3.04B.

The completed surface of the taper must be uniform and must not vary more than 0.02 foot from the lower edge of a 12-foot straightedge when placed on its surface parallel and perpendicular to traffic.

If authorized, you may use alternative materials or methods to construct the required taper.

Replace Section 7-1.04 with:

7-1.04 PUBLIC SAFETY

7-1.04A GENERAL

You are responsible to provide for public safety.

Do not construct a temporary facility that interferes with the safe passage of traffic.

Control dust resulting from the work, inside and outside the right-of-way.

Move workers, equipment, and materials without endangering traffic.

Whenever your activities create a condition hazardous to the public, furnish, erect and maintain those fences, temporary railing, barricades, lights, signs, and other devices and take any other necessary protective measures to prevent damage or injury to the public.

Any fences, temporary railing, barricades, lights, signs, or other devices furnished, erected and maintained by you are in addition to those for which payment is provided elsewhere in the specifications.

Provide flaggers whenever necessary to ensure that the public is given safe guidance through the work zone. At locations where traffic is being routed through construction under one-way controls, move your equipment in compliance with the one-way controls unless otherwise ordered.

Use of signs, lights, flags, or other protective devices must comply with the *California MUTCD* and any directions of the Engineer. Signs, lights, flags or other protective devices must not obscure the visibility of, nor conflict in intent, meaning, and function of either existing signs, lights and traffic control devices, or any construction area signs.

Keep existing traffic signals and highway lighting in operation. Other forces within the Department will perform routine maintenance of these facilities during the work.

Cover signs that direct traffic to a closed area.

Install temporary illumination in a manner which the illumination and the illumination equipment does not interfere with public safety. The installation of general roadway illumination does not relieve you from furnishing and maintaining any protective devices.

Equipment must enter and leave the highway via existing ramps and crossovers and must move in the direction of traffic. All movements of workmen and construction equipment on or across lanes open to traffic must be performed in a manner that do not endanger the public. Your vehicles or other mobile equipment leaving an open traffic lane to

enter the construction area must slow down gradually in advance of the location of the turnoff to give the traffic following an opportunity to slow down. When leaving a work area and entering a roadway carrying traffic, your vehicles and equipment must yield to traffic.

Immediately remove hauling spillage from a roadway lane or shoulder open to traffic. When hauling on roadways, trim loads and remove material from shelf areas to minimize spillage.

Notify the Engineer not less than 5 days before the anticipated start of an activity that will change the vertical or horizontal clearance available to traffic, including shoulders.

If vertical clearance is temporarily reduced to 15.5 feet or less, place low clearance warning signs in compliance with the *California MUTCD* and any directions of the Engineer. Signs must comply with the dimensions, color, and legend requirements of the *California MUTCD* and section 12-3.06 except that the signs must have black letters and numbers on an orange retroreflective background. W12-2P signs must be illuminated so that the signs are clearly visible.

Pave or provide full width continuous and cleared wood walks for pedestrian openings through falsework. Protect pedestrians from falling objects and concrete-curing water. Extend overhead protection for pedestrians at least 4 feet beyond the edge of the bridge deck. Illuminate all pedestrian openings through falsework. Temporary pedestrian facilities must comply with the *California MUTCD*, Part 6, Chapter 6D, "Pedestrian and Worker Safety."

Do not store vehicles, material, or equipment in a way that:

1. Creates a hazard to the public
2. Obstructs traffic control devices

Do not install or place temporary facilities used to perform the work which interfere with the free and safe passage of traffic.

Temporary facilities that could be a hazard to public safety if improperly designed must comply with design requirements described in the Contract for those facilities or, if none are described, with standard design criteria or codes appropriate for the facility involved. Submit shop drawings and design calculations for the temporary facilities and show the standard design criteria or codes used. Shop drawings and supplemental calculations must be sealed and signed by an engineer who is registered as a civil engineer in the State.

If you appear to be neglectful or negligent in furnishing warning devices and taking protective measures, the Engineer may direct your attention to the existence of a hazard. You must furnish and install the necessary warning devices. If the Engineer points out the inadequacy of warning devices and protective measures, that action on the part of the Engineer does not relieve you from your responsibility for public safety or abrogate your obligation to furnish and pay for these devices and measures.

Install Type K temporary railing or other authorized protective systems under any of the following conditions:

1. Excavations: Where the near edge of the excavation is within 15 feet from the edge of an open traffic lane
2. Temporarily unprotected permanent obstacles: When the work includes the installation of a fixed obstacle together with a protective system, such as a sign structure together with protective railing, and you elect to install the obstacle before installing the protective system; or you, for your convenience and as authorized, remove a portion of an existing protective railing at an obstacle and do not replace such railing completely the same day
3. Storage areas: When material or equipment is stored within 15 feet of the edge of an open traffic lane and the storage is not otherwise prohibited by the Contract
4. Height differentials: When construction operations create a height differential greater than 0.15 feet within 15 feet of the edge of traffic lane

Installation of Type K temporary railing is not required if an excavation within 15 feet from the edge of an open traffic lane is protected by any of the following:

1. Steel plate or concrete covers of adequate thickness to prevent accidental entry by traffic or the public
2. Side slope where the downhill slope is 4:1 (horizontal: vertical) or less unless a naturally occurring condition
3. Barrier or railing

Offset the approach end of Type K temporary railing a minimum of 15 feet from the edge of an open traffic lane. Install the temporary railing on a skew toward the edge of the traffic lane of not more than 1 foot transversely to 10 feet

longitudinally with respect to the edge of the traffic lane. If the 15-foot minimum offset cannot be achieved, the temporary railing must be installed on the 10 to 1 skew to obtain the maximum available offset between the approach end of the railing and the edge of the traffic lane, and an array of temporary crash cushion modules must be installed at the approach end of the temporary railing.

Secure Type K temporary railing in place before starting work for which the temporary railing is required.

Where 2 or more lanes in the same direction are adjacent to the area where the work is being performed, including shoulders, the adjacent lane must be closed under any of the following conditions:

1. Work is off the traveled way but within 6 feet of the edge of the traveled way, and the approach speed is greater than 45 miles per hour
2. Work is off the traveled way but within 3 feet of the edge of the traveled way, and the approach speed is less than 45 miles per hour

Closure of the adjacent traffic lane is not required when performing any of the following:

1. Working behind a barrier
2. Paving, grinding, or grooving
3. Installing, maintaining, or removing traffic control devices except Type K temporary railing

Do not reduce an open traffic lane width to less than 10 feet. When traffic cones or delineators are used for temporary edge delineation, the side of the base of the cones or delineators nearest to traffic is considered the edge of the traveled way.

If a traffic lane is closed with channelizers for excavation work, move the devices to the adjacent edge of the traveled way when not excavating. Space the devices as specified for the lane closure.

Do not move or temporarily suspend anything over a traffic lane open to the public unless the public is protected.

7-1.04B WORK ZONE SAFETY AND MOBILITY

7-1.04B(1) POLICY

In order to ensure safe and efficient flow of traffic through work zones, the County of Fresno, via its General Plan, Transportation and Circulation Element, Policy TRA-1, has adopted the use of AASHTO Standards as supplemented by Caltrans and County Department of Public Works and Planning Standards.

7-1.04B(2)TRAFFIC MANAGEMENT PLAN

Perform traffic management shall be in accordance with Section 12, "TEMPORARY TRAFFIC CONTROL," of these special provisions.

7-1.04B(3)TEMPORARY TRAFFIC CONTROL PLAN

Prepare traffic control plan(s) in accordance with Section 12, "TEMPORARY TRAFFIC CONTROL," of these special provisions.

7-1.04B(4)PUBLIC INFORMATION

Provide notice to public agencies and others to the extent required, if any, elsewhere in these special provisions. The Engineer provides other noticing not identified to be performed by the Contractor.

Replace Section 7-1.06 with:

7-1.06 INSURANCE

7-1.06A General

Nothing in the Contract is intended to establish a standard of care owed to any member of the public or to extend to the public the status of a third-party beneficiary for any of these insurance specifications.

7-1.06B Casualty Insurance

Obtain and maintain insurance on all of your operations with companies acceptable to the Department as follows:

1. Keep all insurance in full force and effect from the start of the work through Contract acceptance.
2. All insurance must be with an insurance company with a rating from A.M. Best Financial Strength Rating of A or better and a Financial Size Category of VIII or better.
3. Maintain completed operations coverage with a carrier acceptable to the State through the expiration of the patent deficiency in construction statute of repose set forth in Civ Pro Code § 337.1.

7-1.06C Workers' Compensation and Employer's Liability Insurance

Under Labor Code § 1860, secure the payment of worker's compensation under Labor Code § 3700.

Submit to the Department the following certification before performing the work (Labor Code § 1861):

I am aware of the provisions of Section 3700 of the Labor Code which require every employer to be insured against liability for workers' compensation or to undertake self-insurance in accordance with the provisions of that code, and I will comply with such provisions before commencing the performance of the work of this contract.

Contract signing constitutes certification submittal.

Provide Employer's Liability Insurance in amounts not less than:

1. \$1,000,000 for each accident for bodily injury by accident
2. \$1,000,000 policy limit for bodily injury by disease
3. \$1,000,000 for each employee for bodily injury by disease

If there is an exposure of injury to your employees under the U.S. Longshoremen's and Harbor Workers' Compensation Act, the Jones Act, or under laws, regulations, or statutes applicable to maritime employees, coverage must be included for such injuries or claims.

7-1.06D Liability Insurance

7-1.06D(1) General

Carry General Liability and Umbrella or Excess Liability Insurance covering all operations by or on behalf of you providing insurance for bodily injury liability and property damage liability for the following limits and including coverage for:

1. Premises, operations and mobile equipment
2. Products and completed operations
3. Broad form property damage (including completed operations)
4. Explosion, collapse, and underground hazards
5. Personal injury
6. Contractual liability

7-1.06D(2) Liability Limits/Additional Insureds

Refer to the *Agreement* of these special provisions

Additional insured coverage must be provided by a policy provision or by an endorsement providing coverage at least as broad as *Additional Insured* (Form B) endorsement form CG 2010, as published by the Insurance Services Office (ISO), or other form designated by the Department.

7-1.06D(3) Contractor's Insurance Policy is Primary

The policy must stipulate that the insurance afforded the additional insureds applies as primary insurance. Any other insurance or self-insurance maintained by the State is excess only and must not be called upon to contribute with this insurance.

7-1.06E Automobile Liability Insurance

Comply with requirements in the *Agreement* of these special provisions

7-1.06F Policy Forms, Endorsements, and Certificates

Provide your General Liability Insurance under Commercial General Liability policy form no. CG0001 as published by the Insurance Services Office (ISO) or under a policy form at least as broad as policy form no. CG0001.

7-1.06G NOT USED

7-1.06H Enforcement

The Department may assure your compliance with your insurance obligations. Ten days before an insurance policy lapses or is canceled during the Contract period you must submit to the Department evidence of renewal or replacement of the policy.

If you fail to maintain any required insurance coverage, the Department may maintain this coverage and withhold or charge the expense to you or terminate your control of the work.

You are not relieved of your duties and responsibilities to indemnify, defend, and hold harmless the State, its officers, agents, and employees by the Department's acceptance of insurance policies and certificates.

Minimum insurance coverage amounts do not relieve you for liability in excess of such coverage, nor do they preclude the State from taking other actions available to it, including the withholding of funds under this Contract.

7-1.06I Self-Insurance

Comply with the *Agreement* of these special provisions

Replace Section 7-1.07 with:

7-1.07 LEGAL ACTIONS AGAINST THE DEPARTMENT

7-1.07A General

If legal action is brought against the Department over compliance with a State or federal law, rule, or regulation applicable to highway work, then:

1. If the Department in complying with a court order prohibits you from performing work, the resulting delay is a suspension related to your performance, unless the Department terminates the Contract.
2. If a court order other than an order to show cause or the final judgment in the action prohibits the Department from requiring you to perform work, the Department may delete the prohibited work or terminate the Contract.

7-1.07B Seal Coat Claims

This section applies to seal coat projects. Pay for claims for personal property damage caused by screening and bituminous binder. Seal coat claims are limited to:

1. 10 percent of the total bid
2. Damage occurring between the 1st day of screening spreading and 4 days after the last day of screening spreading for each seal coat location

Within 30 days of the last screening spreading, do the following:

1. Process and resolve all claims reported or submitted to you by the public as follows:
 - 1.1. Within 3 business days of receipt of a claim, submit to the Department a copy of the claim, a written analysis of the claim, and a statement indicating whether or not you will pay the claim. If you reject a claim, provide the reasons for rejection in writing.
 - 1.2. If the claimant becomes dissatisfied with your handling of the claim, immediately refer the claimant to the local district claims office for assistance in resolving the claim.
2. Submit to the Department evidence of your paid claims.

All claims presented to the Department, any district claims office, or the State Board of Control (Govt Code § 900 et seq.) are processed and resolved by the Department as follows:

1. The claims are processed as formal government claims subject to all laws and policies and are resolved as the Department determines including referring the claim to you for handling.
2. If the Department or the State Board of Control approves settlement of a claim or is ordered to pay pursuant to a court order, the claim is paid from funds withheld from you.
3. Within 3 business days of the Department's determination that you are responsible for resolving the claim, the Department sends a copy of the claim to you for resolution or notifies you of the Department's decision to resolve the claim.

The Department withholds an amount not to exceed 5 percent of the total bid to resolve all claims. The amount is held no longer than 60 days following the last spreading of screenings so that the Department has ample time to resolve any pending claims. After 60 days, any remaining amount withheld is returned to you.

If no withheld funds remain or have been returned, the Department may pay any claims and seek reimbursement from you through an offset or any other legal means. Any reimbursement or offset to be recovered from you, including all other paid claims, is limited to 10 percent of the total bid.

Section 7-1.07B does not limit your obligation to defend and indemnify the Department.

7-1.07C Claims

This section applies to non-seal coat projects which involve asphalt concrete paving. Pay for claims for personal property damage caused by your work. Claims are limited to:

1. 10 percent of the total bid

Within 30 days of the last working day placement of hot mix asphalt, do the following:

1. Process and resolve all claims reported or submitted to you by the public as follows:
 - 1.1. Within 3 business days of receipt of a claim, submit to the Department a copy of the claim, a written analysis of the claim, and a statement indicating whether or not you will pay the claim. If you reject a claim, provide the reasons for rejection in writing.
 - 1.2. If the claimant becomes dissatisfied with your handling of the claim, immediately refer the claimant to the local district claims office for assistance in resolving the claim.
2. Submit to the Department evidence of your paid claims.

All claims presented to the Department, (Govt Code § 900 et seq.) are processed and resolved by the Department as follows:

1. The claims are processed as formal government claims subject to all laws and policies and are resolved as the Department determines including referring the claim to you for handling.
2. If the Department approves settlement of a claim or is ordered to pay pursuant to a court order, the claim is paid from funds withheld from you.
3. Within 3 business days of the Department's determination that you are responsible for resolving the claim, the Department sends a copy of the claim to you for resolution or notifies you of the Department's decision to resolve the claim.

The Department withholds an amount not to exceed 5 percent of the total bid to resolve all claims. The amount is held no longer than 60 days following the last working day so that the Department has ample time to resolve any pending claims. After 60 days, any remaining amount withheld is returned to you.

If no withheld funds remain or have been returned, the Department may pay any claims and seek reimbursement from you through an offset or any other legal means. Any reimbursement or offset to be recovered from you, including all other paid claims, is limited to 10 percent of the total bid.

Section 7-1.07C does not limit your obligation to defend and indemnify the Department.

Add between the 1st and 2nd paragraphs of section 7-1.11A:

Comply with 46 CFR 381.7(a)–(b).

8 PROSECUTION AND PROGRESS

Replace the headings and paragraphs in Section 8 with:

8-1.01 GENERAL

Section 8 includes specifications related to prosecuting the Contract and work progress.

8-1.01A Work Hours

Perform all work on working days during daytime.

Project: Job Order Contract General Engineering
Contract Numbers: 22-24-J, 22-25-J, 22-26-J

You may request approval to work on a holiday or on a non-working day. If, pursuant to such request, the Engineer authorizes you to work on a holiday or on a non-working day, you pay the actual cost incurred by the Department to perform all inspection, surveying, testing, and all other project-related work by the Department on such holiday or non-working day. Such payment will be deducted from monies due or which may become due to the Contractor.

Plan work so that all construction operations performed each day, including cleanup of the project site, establishment of appropriate traffic control and any other work necessary for the safety of the public shall be completed within the daytime hours.

Do not perform work during nighttime unless approved by the Engineer

Request approval to work during nighttime in writing and include the appropriate traffic control plan(s) and work plan(s) which clearly identify all provisions for illuminating all portions of the work site, including any flagging operations.

If you fail to complete work during the daytime hours, the Engineer may stop all work upon the onset of nighttime and order you to perform any and all work the Engineer deems necessary to ensure the safety of the public during the nighttime hours.

You are not entitled to any additional compensation or extension of the contract time as a result of the Engineer stopping the work due to the onset of nighttime.

8-1.02 SCHEDULE

8-1.02A General

Upon completion of all work, the Department returns the withholds associated with section 8-1.02 and makes a payment adjustment for work not performed in the same manner as work-character changes.

8-1.02B Level 1 Critical Path Method Schedule

8-1.02B(1) General

No pay item is provided for Level 1 Critical Path Project Schedule. Payment is considered to be included in the various items of work.

Before or at the preconstruction conference, submit a CPM baseline schedule.

For each schedule, submit:

1. Plotted original, time-scaled network diagram on a sheet at least 8-1/2 by 11 inches with a title block and timeline
2. A electronic copy in PDF (Adobe Acrobat compatible) format via email to the Engineer.

8-1.02B(2) Schedule Format

On each schedule, show:

1. Planned and actual start and completion dates of each work activity, including applicable:
 - 1.1. Submittal development
 - 1.2. Submittal review and acceptance
 - 1.3. Material procurement
 - 1.4. Contract milestones and constraints
 - 1.5. Equipment and plant setup
 - 1.6. Interfaces with outside entities
 - 1.7. Erection and removal of falsework and shoring
 - 1.8. Test periods
 - 1.9. Major traffic stage change
 - 1.10. Final cleanup
2. Order that you propose to prosecute the work
3. Logical links between the time-scaled work activities
4. All controlling activities
5. Legible description of each activity
6. At least 1 predecessor and 1 successor to each activity except for project start and project end milestones
7. Duration of at least 1 working day for each activity
8. Start milestone date as the Contract approval date

8-1.02B(3) Updated Schedule

Submit a monthly updated schedule that includes the status of work completed to date and the work yet to be performed as planned.

You may include changes to updated schedules that do not alter a critical path or extend the scheduled completion date compared to the current schedule. Changes may include:

1. Adding or deleting activities
2. Changing activity constraints
3. Changing durations
4. Changing logic

If any proposed change in planned work would alter the critical path or extend the scheduled completion date, submit a revised schedule within 15 days of the proposed change.

8-1.02C–8-1.02F Reserved

8-1.03 PRECONSTRUCTION CONFERENCE

Attend a preconstruction conference with key personnel, including your assigned representative, at a time and location determined by the Engineer. Submit documents as required before the preconstruction conference.

Be prepared to discuss the topics and documents shown in the following table:

Topic	Document
Potential claim and dispute resolution	Potential claim forms
Contractor's representation	Assignment of Contractor's representative
DBE	Final utilization reports
Equipment	Equipment list
Labor compliance and equal employment opportunity	Job site posters and benefit and payroll reports
Material inspection	Notice of Materials to be Used form
Materials on hand	Request for Payment for Materials on Hand form
Measurements	--
Partnering	--
Quality control	QC plans
Safety	Injury and Illness Prevention Program and job site posters
Schedule	Baseline schedule and Weekly Statement of Working Days form
Subcontracting	Subcontracting Request form
Surveying	Survey Request form
Traffic control	Traffic contingency plan and traffic control plans
Utility work	--
Weight limitations	--
Water pollution control	SWPPP or WPCP
Work restrictions	PLACs
Action submittals	--

8-1.04 START OF JOB SITE ACTIVITIES

8-1.04A General

Provide signed contracts, bonds, and evidence of insurance timely as required.

This section, 8-1.04, "Start of Job Activities," does not modify remedies available to the Department should you fail to provide signed contracts bonds and insurance timely.

Submit a notice 72 hours before starting job site activities. If the project has more than 1 location of work, submit a separate notice for each location.

You may start job site activities before receiving notice of Contract approval if you:

1. Deliver the signed Contract, bonds, and evidence of insurance to the Department
2. Submit 72-hour notice
3. Obtain an encroachment permit from the Department
4. Are authorized by the Department to start
5. Perform work at your own risk
6. Perform work under the Contract

If the Contract is approved, work already performed that complies with the Contract is authorized.

If the Contract is not approved, leave the job site in a neat condition. If a facility has been changed, restore it to its former condition or an equivalent condition. The Department does not pay for the restoration.

Liquidated Damages

Total bid		Liquidated damages per day
From over	To	
\$0	\$60,000	\$1,400
\$60,000	\$200,000	\$2,900
\$200,000	\$500,000	\$3,200
\$500,000	\$1,000,000	\$3,500
\$1,000,000	\$2,000,000	\$4,000
\$2,000,000	\$5,000,000	\$4,800
\$5,000,000	\$10,000,000	\$6,800
\$10,000,000	\$20,000,000	\$10,000
\$20,000,000	\$50,000,000	\$13,500
\$50,000,000	\$100,000,000	\$19,200
\$100,000,000	\$250,000,000	\$25,300

8-1.04B Standard Start

Be prepared to begin work at the project site no later than the 20th business day after award of the Contract by the Department.

The Engineer may issue a notice to proceed as soon as the Contracts, including bonds and insurance certificates, have been approved.

Start work on the day shown in the notice to proceed, unless an early start has been approved.

The Engineer may issue a notice of commencement of contract time if you fail to provide Contracts, including bonds and insurance certificates or other required documents timely.

A notice of commencement of contract time does not authorize you to start work on the project site, but contract time begins to elapse on the date shown in the notice of commencement of contract time.

Complete work before the expiration of

TBD (__) WORKING DAYS

from the date shown in said Notice to Proceed, or in the Notice of Commencement of Contract Time, whichever comes first.

Complete all work, including corrective work and punch list work, prior to the expiration of the allotted working days. Working days continue to accrue until corrective work and punch list work is completed and accepted.

Pay to the County of Fresno the sum of

See Liquidated Damages table above

per day for each and every calendar day's delay in finishing the work, including corrective work and punch list work, in excess of the total number of working days prescribed above.

8-1.04C Long Lead Time Equipment Start

Reserved

8-1.05 TIME

Contract time starts on the day specified in the notice to proceed or in the notice of commencement of contract time as described in section 8-1.04 or on the day you start job site activities, whichever occurs first.

Complete the work within the Contract time.

Meet each specified interim work completion date.

The Engineer issues a *Weekly Statement of Working Days* by the end of the following week.

The *Weekly Statement of Working Days* shows:

1. Working days and non-working days during the reporting week
2. Time adjustments
3. Work completion date computations, including working days remaining
4. Controlling activities

8-1.06 SUSPENSIONS

The Engineer may suspend work wholly or in part due to conditions unsuitable for work progress. Provide for public safety and a smooth and unobstructed passageway through the work zone during the suspension as specified in sections 7-1.03 and 7-1.04. Providing the passageway is force account work. The Department makes a time adjustment for the suspension due to a critical delay.

The Engineer may suspend work wholly or in part due to your failure to (1) fulfill the Engineer's orders, (2) fulfill a Contract part, or (3) perform weather-dependent work when conditions are favorable so that weather-related unsuitable conditions are avoided or do not occur. The Department may provide for a smooth and unobstructed passageway through the work during the suspension and deduct the cost from payments. The Department does not make a time adjustment for the suspension.

Upon the Engineer's order of suspension, suspend work immediately. Resume work when ordered.

8-1.07 DELAYS

8-1.07A General

To request a delay-related time or payment adjustment, submit an RFI.

8-1.07B Time Adjustments

The Department may make a time adjustment for a critical delay. The Engineer uses information from the schedule to evaluate requests for time adjustments.

To request an adjustment, submit a revised schedule showing the delay's effect on the controlling activity. If the delay has:

1. Occurred, submit records of the dates and what work was performed during the delayed activity
2. Not occurred, submit the expected dates or duration of the delayed activity

Update the schedule to the last working day before the start of the delay if ordered.

8-1.07C Not Used

8-1.08–8-1.09 RESERVED

8-1.10 LIQUIDATED DAMAGES

8-1.10A General

The Department specifies liquidated damages (Pub Cont Code § 10226). Liquidated damages, if any, accrue starting on the 1st day after the expiration of the working days through the day of Contract acceptance except as specified in sections 8-1.10B and 8-1.10C.

The Department withholds liquidated damages before the accrual date if the anticipated liquidated damages may exceed the value of the remaining work.

Liquidated damages are specified in section 8-1.04.

8-1.10B Failure to Complete Work Parts within Specified Times

The Department may deduct specified damages from payments for each day needed to complete a work part in excess of the time specified for completing the work part.

Damages for untimely completion of work parts may not be equal to the daily amount specified as liquidated damages for the project as a whole, but the Department does not simultaneously assess damages for untimely completion of work parts and for the whole work.

Damages accrue starting the 1st day after a work part exceeds the specified time through the day the specified work part is complete.

8-1.10C Failure to Complete Work Parts by Specified Dates

The Department may deduct specified damages from payments for each day needed to complete a work part in excess of the specified completion date for the work part.

Damages for untimely completion of a work part may not be equal to the daily amount specified as liquidated damages for the project as a whole, but the Department does not simultaneously assess damages for untimely completion of a work part and the whole work.

Damages accrue starting the 1st day after an unmet completion date through the day the work part is complete.

8-1.10D RESERVED

8-1.11–8-1.12 RESERVED

8-1.13 CONTRACTOR'S CONTROL TERMINATION

The Department may terminate your control of the work for failure to do any of the following (Pub Cont Code § 10253):

1. Supply an adequate workforce
2. Supply material as described
3. Pay subcontractors (Pub Cont Code §10262)
4. Prosecute the work as described in the Contract

The Department may also terminate your control for failure to maintain insurance coverage.

For a federal-aid project, the Department may terminate your control of the work for failure to include "FEMA Contract Provisions" in subcontracts.

The Department gives notice to you and your surety at least 5 business days before terminating control. The notice describes the failures and the time allowed to remedy the failures. If failures are not remedied within the time provided, the Department takes control of the work.

The Department may complete the work if the Department terminates the Contractor's control or you abandon the project (Pub Cont Code § 10255). The Department determines the unpaid balance under Pub Cont Code § 10258 and the Contract.

At any time before final payment of all claims, the Department may convert a Contractor's control termination to a Contract termination.

8-1.14 CONTRACT TERMINATION

8-1.14A General

The Director may terminate the Contract if it serves the State's best interest. The Department issues you a written notice, implements the termination, and pays you.

8-1.14B Relief from Responsibility for Work

Upon receiving a termination notice:

1. Stop work
2. Notify subcontractors and suppliers of the Contract termination and stop Contract-related work
3. Perform the Engineer-ordered work to secure the job site for termination

Project: Job Order Contract General Engineering
Contract Numbers: 22-24-J, 22-25-J, 22-26-J

4. Remove equipment
5. Subject to the Engineer's authorization, settle termination-related claims and liabilities involving subcontractors and suppliers; assign to the Department the rights, titles, or interests held by you with respect to these parties

8-1.14C Responsibility for Materials

Upon receiving a termination notice, protect unused material until:

1. You submit an inventory of materials already produced, purchased, or ordered but not yet used; include the location of the material.
2. The Engineer identifies materials that will be retained by the Department. Submit bills of sales or other records of material title.
3. The Engineer confirms that unused materials paid by progress payment and materials furnished by the State have been delivered and stored as ordered.
4. The titles are transferred for materials purchased by the Department.

Dispose of materials that will not be retained by the Department.

8-1.14D Contract Acceptance after Termination

The Engineer recommends Contract acceptance after determining the completion of:

1. Work ordered to be completed before termination
2. Other work ordered to secure the project before termination
3. Material delivery and title transfer

The Department pays you according to the Job Order Price.

8-1.14E Payment Adjustment for Termination

If the Department issues a termination notice, the Engineer determines the payment for termination based on the following:

1. Direct cost for the work:
 - 1.1. Including:
 - 1.1.1. Mobilization.
 - 1.1.2. Demobilization.
 - 1.1.3. Securing the job site for termination.
 - 1.1.4. Losses from the sale of materials.
 - 1.2. Not including:
 - 1.2.1. Cost of materials you keep.
 - 1.2.2. Profit realized from the sale of materials.
 - 1.2.3. Cost of material damaged by:
 - 1.2.3.1. Act of God.
 - 1.2.3.2. Act of a public enemy.
 - 1.2.3.3. Fire.
 - 1.2.3.4. Flood.
 - 1.2.3.5. Governor-declared state of emergency.
 - 1.2.3.6. Landslide.
 - 1.2.3.7. Tsunami.
 - 1.2.4. Other credits.
2. Cost of remedial work, as estimated by the Engineer, is not reimbursed.
3. Allowance for profit not to exceed 4 percent of the cost of the work. Prove a likelihood of having made a profit had the Contract not been terminated.
4. Material handling costs for material returned to the vendor or disposed of as ordered.
5. Costs in determining the payment adjustment due to the termination, excluding attorney fees and litigation costs.

Termination of the Contract does not relieve the surety of its obligation for any just claims arising out of the work performed.

8-1.15–8-1.16 RESERVED

9 NOT USED

10 CONSTRUCTION TASK CATALOG® (ON CD INCORPORATED BY REFERENCE)

11 TECHNICAL SPECIFICATIONS (ON CD INCORPORATED BY REFERENCE)

Federal Requirements

FEMA CONTRACT PROVISIONS

The Contract may be funded in part by the federal grant funding received by the COUNTY from the Federal Emergency Management Agency ("FEMA"), which is part of the United States Department of Homeland Security ("DHS"). Therefore, CONTRACTOR must comply with all federal laws and regulations applicable to the receipt of FEMA grants, including, but not limited to, the contractual provision set forth in Title 2 of the Code of Federal Regulations, Part 200, in connection with the CONTRACTOR's performance of the work or services covered by the Contract (the "Project"). All such federal laws and regulations shall be deemed to be inserted in the Contract and the Contract shall be read and enforced as though such federal laws and regulations were included therein. In addition, the CONTRACTOR agrees to the following specific provisions:

Equal Employment Opportunity

During the performance of this contract, the contractor agrees as follows:

(1) The contractor will not discriminate against any employee or applicant for employment because of race, color, religion, sex, sexual orientation, gender identity, or national origin. The contractor will take affirmative action to ensure that applicants are employed, and that employees are treated during employment without regard to their race, color, religion, sex, sexual orientation, gender identity, or national origin. Such action shall include, but not be limited to the following:

Employment, upgrading, demotion, or transfer; recruitment or recruitment advertising; layoff or termination; rates of pay or other forms of compensation; and selection for training, including apprenticeship. The contractor agrees to post in conspicuous places, available to employees and applicants for employment, notices to be provided setting forth the provisions of this nondiscrimination clause.

(2) The contractor will, in all solicitations or advertisements for employees placed by or on behalf of the contractor, state that all qualified applicants will receive consideration for employment without regard to race, color, religion, sex, sexual orientation, gender identity, or national origin.

(3) The contractor will not discharge or in any other manner discriminate against any employee or applicant for employment because such employee or applicant has inquired about, discussed, or disclosed the compensation of the employee or applicant or another employee or applicant. This provision shall not apply to instances in which an employee who has access to the compensation information of other employees or applicants as a part of such employee's essential job functions discloses the compensation of such other employees or applicants to individuals who do not otherwise have access to such information, unless such disclosure is in response to a formal complaint or charge, in furtherance of an investigation, proceeding, hearing, or action, including an investigation conducted by the employer, or is consistent with the contractor's legal duty to furnish information.

(4) The contractor will send to each labor union or representative of workers with which he has a collective bargaining agreement or other contract or understanding, a notice to be provided advising the said labor union or workers' representatives of the contractor's commitments under this section, and shall post copies of the notice in conspicuous places available to employees and applicants for employment.

(5) The contractor will comply with all provisions of Executive Order 11246 of September 24, 1965, and of the rules, regulations, and relevant orders of the Secretary of Labor.

(6) The contractor will furnish all information and reports required by Executive Order 11246 of September 24, 1965, and by rules, regulations, and orders of the Secretary of Labor, or pursuant thereto, and will permit access to his books, records, and accounts by the administering agency and the Secretary of Labor for purposes of investigation to ascertain compliance with such rules, regulations, and orders.

FEMA CONTRACT PROVISIONS

(7) In the event of the contractor's noncompliance with the nondiscrimination clauses of this contract or with any of the said rules, regulations, or orders, this contract may be canceled, terminated, or suspended in whole or in part and the contractor may be declared ineligible for further Government contracts or federally assisted construction contracts in accordance with procedures authorized in Executive Order 11246 of September 24, 1965, and such other sanctions may be imposed and remedies invoked as provided in Executive Order 11246 of September 24, 1965, or by rule, regulation, or order of the Secretary of Labor, or as otherwise provided by law.

(8) The contractor will include the portion of the sentence immediately preceding paragraph (1) and the provisions of paragraphs (1) through (8) in every subcontract or purchase order unless exempted by rules, regulations, or orders of the Secretary of Labor issued pursuant to section 204 of Executive Order 11246 of September 24, 1965, so that such provisions will be binding upon each subcontractor or vendor. The contractor will take such action with respect to any subcontract or purchase order as the administering agency may direct as a means of enforcing such provisions, including sanctions for noncompliance:

Provided, however, that in the event a contractor becomes involved in, or is threatened with, litigation with a subcontractor or vendor as a result of such direction by the administering agency, the contractor may request the United States to enter into such litigation to protect the interests of the United States.

The applicant further agrees that it will be bound by the above equal opportunity clause with respect to its own employment practices when it participates in federally assisted construction work: *Provided*, That if the applicant so participating is a State or local government, the above equal opportunity clause is not applicable to any agency, instrumentality or subdivision of such government which does not participate in work on or under the contract.

The applicant agrees that it will assist and cooperate actively with the administering agency and the Secretary of Labor in obtaining the compliance of contractors and subcontractors with the equal opportunity clause and the rules, regulations, and relevant orders of the Secretary of Labor, that it will furnish the administering agency and the Secretary of Labor such information as they may require for the supervision of such compliance, and that it will otherwise assist the administering agency in the discharge of the agency's primary responsibility for securing compliance.

The applicant further agrees that it will refrain from entering into any contract or contract modification subject to Executive Order 11246 of September 24, 1965, with a contractor debarred from, or who has not demonstrated eligibility for, Government contracts and federally assisted construction contracts pursuant to the Executive Order and will carry out such sanctions and penalties for violation of the equal opportunity clause as may be imposed upon contractors and subcontractors by the administering agency or the Secretary of Labor pursuant to Part II, Subpart D of the Executive Order. In addition, the applicant agrees that if it fails or refuses to comply with these undertakings, the administering agency may take any or all of the following actions: Cancel, terminate, or suspend in whole or in part this grant (contract, loan, insurance, guarantee); refrain from extending any further assistance to the applicant under the program with respect to which the failure or refund occurred until satisfactory assurance of future compliance has been received from such applicant; and refer the case to the Department of Justice for appropriate legal proceedings.

Copeland Anti-Kickback Act

(1) The contractor shall comply with 18 U.S.C. § 874, 40 U.S.C. § 3145, and the requirements of 29 C.F.R. pt. 3 as may be applicable, which are incorporated by reference into this contract. Each

FEMA CONTRACT PROVISIONS

contractor or subrecipient is prohibited from inducing, by any means, any person employed in the construction, completion, or repair of public work, to give up any part of the compensation to which he or she is otherwise entitled.

(2) The contractor or subcontractor shall insert in any subcontracts the above clause in any lower tier subcontracts. The prime contractor shall be responsible for the compliance by any subcontractor or lower tier subcontractor with all of these contract clauses.

(3) A breach of the contract clauses above may be grounds for termination of the contract, and for debarment as a contractor or subcontractor as provided in 29 CFR 5.12.

Contract Work Hours and Safety Standards Act

(1) *Overtime requirements.* No contractor or subcontractor contracting for any part of the contract work which may require or involve the employment of laborers or mechanics shall require or permit any such laborer or mechanic in any workweek in which he or she is employed on such work to work in excess of forty hours in such workweek unless such laborer or mechanic receives compensation at a rate not less than one and one-half times the basic rate of pay for all hours worked in excess of forty hours in such workweek.

(2) *Violation; liability for unpaid wages; liquidated damages.* In the event of any violation of the clause set forth in paragraph (b)(1) of this section the contractor and any subcontractor responsible therefor shall be liable for the unpaid wages. In addition, such contractor and subcontractor shall be liable to the United States (in the case of work done under contract for the District of Columbia or a territory, to such District or to such territory), for liquidated damages. Such liquidated damages shall be computed with respect to each individual laborer or mechanic, including watchmen and guards, employed in violation of the clause set forth in paragraph (b)(1) of this section, in the sum of \$27 for each calendar day on which such individual was required or permitted to work in excess of the standard workweek of forty hours without payment of the overtime wages required by the clause set forth in paragraph (b)(1) of this section.

(3) *Withholding for unpaid wages and liquidated damages.* The **County of Fresno** shall, upon its own action or upon written request of an authorized representative of the Department of Labor, withhold or cause to be withheld from any moneys payable on account of work performed by the contractor or subcontractor under any such contract or any other Federal contract with the same prime contractor, or any other federally-assisted contract subject to the Contract Work Hours and Safety Standards Act, which is held by the same prime contractor, such sums as may be determined to be necessary to satisfy any liabilities of such contractor or subcontractor for unpaid wages and liquidated damages as provided in the clause set forth in paragraph (b)(2) of this section.

(4) *Subcontracts.* The contractor or subcontractor shall insert in any subcontracts the clauses set forth in paragraph (b)(1) through (4) of this section and also a clause requiring the subcontractors to include these clauses in any lower tier subcontracts. The prime contractor shall be responsible for compliance by any subcontractor or lower tier subcontractor with the clauses set forth in paragraphs (b)(1) through (4) of this section.

Clean Air Act and the Federal Water Pollution Control Act

(1) The contractor agrees to comply with all applicable standards, orders or regulations issued pursuant to the Clean Air Act, as amended, 42 U.S.C. § 7401 et seq., and the

FEMA CONTRACT PROVISIONS

Federal Water Pollution Control Act, as amended, 33 U.S.C. 1251 et seq.

(2) The contractor agrees to report each violation to the County and understands and agrees that the County will, in turn, report each violation as required to assure notification to the Federal Emergency Management Agency, and the appropriate Environmental Protection Agency Regional Office.

(3) The contractor agrees to include these requirements in each subcontract exceeding \$150,000 financed in whole or in part with Federal assistance provided by FEMA.

Suspension and Debarment

(1) This contract is a covered transaction for purposes of 2 C.F.R. pt. 180 and 2 C.F.R. pt. 3000. As such, the contractor is required to verify that none of the contractor's principals (defined at 2 C.F.R. § 180.995) or its affiliates (defined at 2 C.F.R. § 180.905) are excluded (defined at 2 C.F.R. § 180.940) or disqualified (defined at 2 C.F.R. § 180.935).

(2) The contractor must comply with 2 C.F.R. pt. 180, subpart C and 2 C.F.R. pt. 3000, subpart C, and must include a requirement to comply with these regulations in any lower tier covered transaction it enters into.

(3) This certification is a material representation of fact relied upon by the County. If it is later determined that the contractor did not comply with 2 C.F.R. pt. 180, subpart C and 2 C.F.R. pt. 3000, subpart C, in addition to remedies available to the County, the Federal Government may pursue available remedies, including but not limited to suspension and/or debarment.

(4) The bidder or proposer agrees to comply with the requirements of 2 C.F.R. pt. 180, subpart C and 2 C.F.R. pt. 3000, subpart C while this offer is valid and throughout the period of any contract that may arise from this offer. The bidder or proposer further agrees to include a provision requiring such compliance in its lower tier covered transactions.

Byrd Anti-Lobbying Amendment

Contractors who apply or bid for an award of \$100,000 or more shall file the required certification. Each tier certifies to the tier above that it will not and has not used Federal appropriated funds to pay any person or organization for influencing or attempting to influence an officer or employee of any agency, a Member of Congress, officer or employee of Congress, or an employee of a Member of Congress in connection with obtaining any Federal contract, grant, or any other award covered by 31 U.S.C. § 1352. Each tier shall also disclose any lobbying with non-Federal funds that takes place in connection with obtaining any Federal award. Such disclosures are forwarded from tier to tier up to the recipient who in turn will forward the certification(s) to the awarding agency.

Procurement of Recovered Materials

(1) In the performance of this contract, the Contractor shall make maximum use of products containing recovered materials that are EPA-designated items unless the product cannot be acquired:

- i. Competitively within a timeframe providing for compliance with the contract performance schedule;
- ii. Meeting contract performance requirements; or

FEMA CONTRACT PROVISIONS

iii. At a reasonable price.

(2) Information about this requirement, along with the list of EPA- designated items, is available at EPA's Comprehensive Procurement Guidelines web site, <https://www.epa.gov/smm/comprehensive-procurement-guideline-cpg-program>.

(3) The Contractor also agrees to comply with all other applicable requirements of Section 6002 of the Solid Waste Disposal Act.

Access to Records

(1) The Contractor agrees to provide the County of Fresno, the California Office of Emergency Services, the FEMA Administrator, the Comptroller General of the United States, or any of their authorized representatives access to any books, documents, papers, and records of the Contractor which are directly pertinent to this contract for the purposes of making audits, examinations, excerpts, and transcriptions.

(2) The Contractor agrees to permit any of the foregoing parties to reproduce by any means whatsoever or to copy excerpts and transcriptions as reasonably needed.

(3) The Contractor agrees to provide the FEMA Administrator or his authorized representatives access to construction or other work sites pertaining to the work being completed under the contract.

(4) In compliance with the Disaster Recovery Act of 2018, the County of Fresno and the Contractor acknowledge and agree that no language in this contract is intended to prohibit audits or internal reviews by the FEMA Administrator or the Comptroller General of the United States.

Department of Homeland Security (DHS) Seal, Logo, and Flags

The Contractor shall not use the DHS seal(s), logos, crests, or reproductions of flags or likenesses of DHS agency officials without specific FEMA pre-approval.

Compliance with Federal Law, Regulations, and Executive Orders

This is an acknowledgement that FEMA financial assistance may be used to fund all or a portion of the contract. The contractor will comply with all applicable Federal law, regulations, executive orders, FEMA policies, procedures, and directives.

No Obligation by Federal Government

The Federal Government is not a party to this contract and is not subject to any obligations or liabilities to the non-Federal entity, contractor, or any other party pertaining to any matter resulting from the contract.

Program Fraud and False or Fraudulent Statements or Related Acts

The Contractor acknowledges that 31 U.S.C. Chap. 38 (Administrative Remedies for False Claims and Statements) applies to the Contractor's actions pertaining to this contract.

FEDERAL REQUIREMENTS FOR FEDERAL-AID CONSTRUCTION PROJECTS

General

The work will be financed in whole or in part with Federal funds, and therefore all of the Federal statutes, rules, regulations, and provisions applicable to work financed in whole or in part with Federal funds will apply.

In addition to the provisions in the Agreement, the Contractor shall comply with the following:

Performance Of Previous Contracts

The bidder shall execute the "Certification with Regard to the Performance of Previous Contracts or Subcontracts Subject to the Equal Opportunity Clause and the Filing of Required Reports" located in the proposal. No request for subletting or assigning any portion of the contract in excess of \$10,000 will be considered under the provisions of Section VII of the required contract provisions unless such request is accompanied by the Certification referred to above, executed by the proposed subcontractor.

Non-Collusion Provision

The provisions in this section are applicable to all contracts except contracts for Federal Aid Secondary projects. Title 23, United States Code, Section 112, requires as a condition precedent to approval by the Federal Highway Administrator of the contract for this work that each bidder file a sworn statement executed by, or on behalf of, the person, firm, association, or corporation to whom such contract is to be awarded, certifying that such person, firm, association, or corporation has not, either directly or indirectly, entered into any agreement, participated in any collusion, or otherwise taken any action in restraint of free competitive bidding in connection with the submitted bid. A form to make the non-collusion affidavit statement required by Section 112 as a certification under penalty of perjury rather than as a sworn statement as permitted by 28, USC, Sec. 1746, is included in the proposal.

Executive Order N-6-22

Under Executive Order N-6-22 as a contractor, subcontractor, or grantee, compliance with the economic sanctions imposed in response to Russia's actions in Ukraine is required, including with respect to, but not limited to, the federal executive orders identified in the EO and the sanctions identified on the U.S. Department of the Treasury website (<https://home.treasury.gov/policy-issues/financial-sanctions/sanctions-programs-and-country-information/ukraine-russia-related-sanctions>). Failure to comply may result in the termination of contracts or grants, as applicable.

Specially Designated Nationals and Blocked Persons List (SDN)

<https://home.treasury.gov/policy-issues/financial-sanctions/specially-designated-nationals-and-blocked-persons-list-sdn-human-readable-lists>

Disadvantaged Business Enterprise Running Tally of Attainments

After submitting an invoice for reimbursement that includes a payment to a DBE, but no later than the 10th of the following month, the prime contractor/consultant shall complete and email the Exhibit 9- F: Disadvantaged Business Enterprise Running Tally of Payments to business.support.unit@dot.ca.gov with a copy to the Agency.

Federal Forms

Links provided to Caltrans forms at time of publication

- EXHIBIT 16-O Federal-Aid Highway Construction Contractors Annual EEO Report (2018)
<https://dot.ca.gov/-/media/dot-media/programs/local-assistance/documents/lapm/c16/16oe.xlsx>
- EXHIBIT 17-F Final Report-Utilization of Disadvantaged Business Enterprises (DBE) And First-Tier Subcontractors (2023)
<https://dot.ca.gov/-/media/dot-media/programs/local-assistance/documents/lapm/c17/17f.pdf>
- EXHIBIT 17-O Disadvantaged Business Enterprises (DBE) Certification Status Change (2015)
<https://dot.ca.gov/-/media/dot-media/programs/local-assistance/documents/lapm/c17/17o.pdf>
- Exhibit 16-Z1 Monthly DBE Trucking Verification (2018)
<https://dot.ca.gov/-/media/dot-media/programs/local-assistance/documents/lapm/c16/16z1.pdf>
- EXHIBIT 16-B Subcontracting Request (2021)
<https://forms.dot.ca.gov/v2Forms/servlet/FormRenderer?frmid=LAPM16B>
- EXHIBIT 9-F: Disadvantaged Business Enterprise (DBE) Running Tally of Payments (2023)
<https://dot.ca.gov/-/media/dot-media/programs/local-assistance/documents/lapm/c09/09fe.xlsx>

EXHIBIT 16-O FEDERAL-AID HIGHWAY CONSTRUCTION CONTRACTORS ANNUAL EEO REPORT

1. MARK APPROPRIATE BLOCK <input type="checkbox"/> Contractor <input type="checkbox"/> Subcontractor				2. COMPANY NAME, CITY, STATE:				3. PROJECT NUMBER:				4. DOLLAR AMOUNT OF CONTRACT:				5. PROJECT LOCATION: (County and State)							
This collection of information is required by law and regulation 23 U.S.C. 140a and 23 CFR Part 230. The OMB control number for this collection is 2125-0019 expiring in March, 2016.																							
6. WORKFORCE ON FEDERAL-AID AND CONSTRUCTION SITE(S) DURING LAST FULL PAY PERIOD ENDING IN JULY 20__ (INSERT YEAR)																							
TABLE A																		TABLE B					
JOB CATEGORIES	TOTAL EMPLOYED		TOTAL RACIAL/ ETHNIC MINORITY		BLACK or AFRICAN AMERICAN		HISPANIC OR LATINO		AMERICAN INDIAN OR ALASKA NATIVE		ASIAN		NATIVE HAWAIIAN OR OTHER PACIFIC ISLANDER		TWO OR MORE RACES		WHITE		APPRENTICES		ON THE JOB TRAINEES		
	M	F	M	F	M	F	M	F	M	F	M	F	M	F	M	F	M	F	M	F	M	F	
OFFICIALS	0	0	0	0																			
SUPERVISORS	0	0	0	0																			
FOREMEN/WOMEN	0	0	0	0																			
CLERICAL	0	0	0	0																			
EQUIPMENT OPERATORS	0	0	0	0																			
MECHANICS	0	0	0	0																			
TRUCK DRIVERS	0	0	0	0																			
IRONWORKERS	0	0	0	0																			
CARPENTERS	0	0	0	0																			
CEMENT MASONS	0	0	0	0																			
ELECTRICIANS	0	0	0	0																			
PIPEFITTER/PLUMBERS	0	0	0	0																			
PAINTERS	0	0	0	0																			
LABORERS-SEMI SKILLED	0	0	0	0																			
LABORERS-UNSKILLED	0	0	0	0																			
TOTAL	0	0	0	0	0	0	0	0	0	0	0	0	0	0	0	0	0	0	0	0	0	0	
TABLE C (Table B data by racial status)																							
APPRENTICES	0	0	0	0																			
OJT TRAINEES	0	0	0	0																			
8. PREPARED BY: (Signature and Title of Contractors Representative)								9. DATE				10. REVIEWED BY: (Signature and Title of State Highway Official)										11. DATE	

Exhibit 17-F: Final Report-Utilization of Disadvantaged Business Enterprises (DBE) and First-Tier Subcontractors

1. Local Agency Contract Number		2. Federal-Aid Project Number		3. Local Agency		4. Contract Acceptance Date	
5. Contractor/Consultant			6. Business Address			7. Final Contract Amount	
8. Contract Item Number	9. Description of Work, Service, or Materials Supplied	10. Company Name and Business Address	11. DBE Certification Number	12. Contract Payments		13. Date Work Completed	14. Date of Final Payment
				Non-DBE	DBE		
15. ORIGINAL DBE COMMITMENT AMOUNT \$ _____				16. TOTAL			

List all first-tier subcontractors/subconsultants and DBEs regardless of tier whether or not the firms were originally listed for goal credit. If actual DBE utilization (or item of work) was different than that approved at the time of award, provide comments on an additional page. List actual amount paid to each entity. If no subcontractors/subconsultants were used on the contract, indicate on the form.

I CERTIFY THAT THE ABOVE INFORMATION IS COMPLETE AND CORRECT			
17. Contractor/Consultant Representative's Signature	18. Contractor/Consultant Representative's Name	19. Phone	20. Date
I CERTIFY THAT THE CONTRACTING RECORDS AND ON-SITE PERFORMANCE OF THE DBE(S) HAVE BEEN MONITORED			
21. Local Agency Representative's Signature	22. Local Agency Representative's Name	23. Phone	24. Date

DISTRIBUTION: Original – Local Agency, Copy – Caltrans District Local Assistance Engineer. Include with Final Report of Expenditures

INSTRUCTIONS – FINAL REPORT-UTILIZATION OF DISADVANTAGED BUSINESS ENTERPRISES (DBE) AND FIRST-TIER SUBCONTRACTORS

- 1. Local Agency Contract Number** - Enter the Local Agency contract number or identifier.
- 2. Federal-Aid Project Number** - Enter the Federal-Aid Project Number.
- 3. Local Agency** - Enter the name of the local or regional agency that is funding the contract.
- 4. Contract Acceptance Date** - Enter the date the contract was [accepted by the Local Agency](#).
- 5. Contractor/Consultant** - Enter the contractor/consultant's firm name.
- 6. Business Address** - Enter the contractor/consultant's business address.
- 7. Final Contract Amount** - Enter the total final amount for the contract.
- 8. Contract Item Number** - Enter contract item for work, services, or materials supplied provided. Not applicable for consultant contracts.
- 9. Description of Work, Services, or Materials Supplied** - Enter description of work, services, or materials provided. Indicate all work to be performed by DBEs including work performed by the prime contractor/consultant's own forces, if the prime is a DBE. If 100% of the item is not to be performed or furnished by the DBE, describe the exact portion to be performed or furnished by the DBE. See LAPM Chapter 9 to determine how to count the participation of DBE firms.
- 10. Company Name and Business Address** - Enter the name, address, and phone number of all subcontracted contractors/consultants. Also, enter the prime contractor/consultant's name and phone number, if the prime is a DBE.
- 11. DBE Certification Number** - Enter the DBE's Certification Identification Number. Leave blank if subcontractor is not a DBE.
- 12. Contract Payments** - Enter the subcontracted dollar amount of the work performed or service provided. Include the prime contractor/consultant if the prime is a DBE. [If the materials or supplies are obtained from a DBE manufacturer, count 100% of the cost of the materials or supplies toward DBE goals. If the materials or supplies are purchased from a DBE regular dealer/supplier, count 60% of the cost of the materials or supplies toward DBE goals.](#) The Non-DBE column is used to enter the dollar value of work performed by firms that are not certified DBE or for work after a DBE becomes decertified.
- 13. Date Work Completed** - Enter the date the subcontractor/subconsultant's item work was completed.
- 14. Date of Final Payment** - Enter the date when the prime contractor/consultant made the final payment to the subcontractor/subconsultant for the portion of work listed as being completed.
- 15. Original DBE Commitment Amount** - Enter the "Total Claimed DBE Participation Dollars" from Exhibits 15-G or 10-O2 for the contract.
- 16. Total** - Enter the sum of the "Contract Payments" Non-DBE and DBE columns.
- 17. Contractor/Consultant Representative's Signature** - The person completing the form on behalf of the contractor/consultant's firm must sign their name.
- 18. Contractor/Consultant Representative's Name** - Enter the name of the person preparing and signing the form.
- 19. Phone** - Enter the area code and telephone number of the person signing the form.
- 20. Date** - Enter the date the form is signed by the contractor's preparer.
- 21. Local Agency Representative's Signature** - A Local Agency Representative must sign their name to certify that the contracting records and on-site performance of the DBE(s) has been monitored.
- 22. Local Agency Representative's Name** - Enter the name of the Local Agency Representative signing the form.
- 23. Phone** - Enter the area code and telephone number of the person signing the form.
- 24. Date** - Enter the date the form is signed by the Local Agency Representative.

EXHIBIT 17-O DISADVANTAGED BUSINESS ENTERPRISES (DBE) CERTIFICATION STATUS CHANGE

1. Local Agency Contract Number		2. Federal-Aid Project Number		3. Local Agency		4. Contract Completion Date	
5. Contractor/Consultant			6. Business Address			7. Final Contract Amount	
8. Contract Item Number	9. DBE Contact Information		10. DBE Certification Number	11. Amount Paid While Certified	12. Certification/Decertification Date (Letter Attached)	13. Comments	

If there were no changes in the DBE certification of subcontractors/subconsultants, indicate on the form.

I CERTIFY THAT THE ABOVE INFORMATION IS COMPLETE AND CORRECT

14. Contractor/Consultant Representative's Signature		15. Contractor/Consultant Representative's Name		16. Phone	17. Date
I CERTIFY THAT THE CONTRACTING RECORDS AND ON-SITE PERFORMANCE OF THE DBE(S) HAS BEEN MONITORED					
18. Local Agency Representative's Signature		19. Local Agency Representative's Name		20. Phone	21. Date

DISTRIBUTION: Original – Local Agency, Copy – Caltrans District Local Assistance Engineer. Include with Final Report of Expenditures

ADA NOTICE: For individuals with sensory disabilities, this document is available in alternate formats. For information, call (916) 445-1233, Local Assistance Procedures Manual TTY 711, or write to Records and Forms Management, 1120 N Street, MS-89, Sacramento, CA 95814.

**INSTRUCTIONS –DISADVANTAGED BUSINESS ENTERPRISES (DBE)
CERTIFICATION STATUS CHANGE**

- 1. Local Agency Contract Number** - Enter the Local Agency contract number or identifier.
- 2. Federal-Aid Project Number** - Enter the Federal-Aid Project Number.
- 3. Local Agency** - Enter the name of the local or regional agency that is funding the contract.
- 4. Contract Completion Date** - Enter the date the contract was completed.
- 5. Contractor/Consultant** - Enter the contractor/consultant's firm name.
- 6. Business Address** - Enter the contractor/consultant's business address.
- 7. Final Contract Amount** - Enter the total final amount for the contract.
- 8. Contract Item Number** - Enter contract item for work, services, or materials supplied provided. Not applicable for consultant contracts.
- 9. DBE Contact Information** - Enter the name, address, and phone number of all DBE subcontracted contractors/consultants.
- 10. DBE Certification Number** - Enter the DBE's Certification Identification Number.
- 11. Amount Paid While Certified** - Enter the actual dollar value of the work performed by those subcontractors/subconsultants during the time period they are certified as a DBE.
- 12. Certification/Decertification Date (Letter Attached)** - Enter either the date of the Decertification Letter sent out by the Office of Business and Economic Opportunity (OBE) or the date of the Certification Certificate mailed out by OBE.
- 13. Comments** - If needed, provide any additional information in this section regarding any of the above certification status changes.
- 14. Contractor/Consultant Representative's Signature** - The person completing the form on behalf of the contractor/consultant's firm must sign their name.
- 15. Contractor/Consultant Representative's Name** - Enter the name of the person preparing and signing the form.
- 16. Phone** - Enter the area code and telephone number of the person signing the form.
- 17. Date** - Enter the date the form is signed by the contractor's preparer.
- 18. Local Agency Representative's Signature** - A Local Agency Representative must sign their name to certify that the contracting records and on-site performance of the DBE(s) has been monitored.
- 19. Local Agency Representative's Name** - Enter the name of the Local Agency Representative signing the form.
- 20. Phone** - Enter the area code and telephone number of the person signing the form.
- 21. Date** - Enter the date the form is signed by the Local Agency Representative.

State of California-Department of Transportation

Exhibit 16-Z1 Monthly DBE Trucking Verification

Contract No.			Month			Year	
Truck Owner	DBE Cert No.	Company Name and Address	Truck No.	California Highway Patrol CA. No.	Commission of Amount Of Amount Paid*	Date Paid	Lease Arrangement (if applicable)
					\$		Lease Agreement with NON-DBE <input type="checkbox"/> with DBE <input type="checkbox"/>
					\$		Lease Agreement with NON-DBE <input type="checkbox"/> with DBE <input type="checkbox"/>
					\$		Lease Agreement with NON-DBE <input type="checkbox"/> with DBE <input type="checkbox"/>
					\$		Lease Agreement with NON-DBE <input type="checkbox"/> with DBE <input type="checkbox"/>
					\$		Lease Agreement with NON-DBE <input type="checkbox"/> with DBE <input type="checkbox"/>
					\$		Lease Agreement with NON-DBE <input type="checkbox"/> with DBE <input type="checkbox"/>
					\$		Lease Agreement with NON-DBE <input type="checkbox"/> with DBE <input type="checkbox"/>
					\$		Lease Agreement with NON-DBE <input type="checkbox"/> with DBE <input type="checkbox"/>
					\$		Lease Agreement with NON-DBE <input type="checkbox"/> with DBE <input type="checkbox"/>
Total Amount Paid					\$		

Prime Contractor	Business Address	Business Phone No.
------------------	------------------	--------------------

*Upon Request all Lease Agreements Shall be made available, in accordance with the special Provisions

I CERTIFY THAT THE ABOVE INFORMATION IS COMPLETE AND CORRECT		
Contractor Representative Signature	Title	Date

MONTHLY DBE TRUCKING VERIFICATION

The top of Form CEM-2404(F) contains boxes to put in the Contract Number, the Month of the reporting period and the Year of the reporting period.

The Form CEM-2404(F) has a column to enter the name of the Truck Owner, the DBE Cert. No. (if DBE certified) and the Name and Address of the trucking company. The Form CEM-2404(F) also requires the Truck No. and the California Highway Patrol CA No.

Form CEM-2404(F) is to be submitted prior to the 15th of each month and must show the dollar amount paid to the DBE trucking company(s) for trucking work performed by DBE certified trucks and for any fees or commissions of non DBE trucks utilized each month on the project. The amount paid to each trucking company is to be entered in the column called "Commission or Amount Paid," in accordance with the Special Provisions Section 5-1.X.

Payment information is derived using the following:

- 1.) 100% for the trucking services provided by the DBE using trucks it owns, operates and insures.
- 2.) 100% for the trucking services provided by the trucks leased from other DBE firms.
- 3.) The fee or commission paid to non DBEs for the lease of trucks. The Prime does not receive 100% credit for these services because they are not provided by a DBE company.

The total dollar figure of this column is to be placed in the box labeled "Total Amount Paid." The column "Date Paid" requires a date that each trucking company is paid for services rendered. The next column contains information that must be completed if a lease arrangement is applicable. Located at the bottom of the form is a space to put the name of the "Prime Contractor," their "Business Address" and their "Business Phone No."

At the bottom of the form there is a space for the Contractor or designee "Contractor Representative's Signature, Title and Date" certifying that the information provided on the form is complete and correct.

DLA SUBCONTRACTING REQUEST

LAPM 16-B (NEW 12/2021)

REQUEST NUMBER

CONTRACTOR NAME				COUNTY	ROUTE			
BUSINESS ADDRESS					CONTRACT NUMBER			
CITY AND STATE				ZIP CODE	FEDERAL-AID PROJECT NUMBER <i>(from special provisions)</i>			
SUBCONTRACTORS (Name, Business Address, Phone)	CA STATE CONTRACTOR LICENSE NUMBER	PUBLIC WORKS CONTRACTOR REGISTRATION NUMBER	BID ITEM NUMBER(S) (1 per line)	PERCENTAGE OF BID ITEM SUBCONTRACTED	CHECK IF (See Categories Below)		DESCRIBE WORK WHEN LESS THAN 100% OF WORK IS SUBCONTRACTED	DOLLAR AMOUNT BASED ON BID AMOUNT
					1	2		

Categories: **1. Listed Under Fair Practices Act** **2. Certified Disadvantaged Business Enterprise/Disabled Veteran Business Enterprise**

I certify that:

- The specifications for labor set forth in the contract apply to the subcontracted work.
- If applicable (federal-aid projects only), Form FHWA-1273 has been inserted in the subcontracts and will be incorporated in any lower-tier subcontract.
- Written contracts have been executed for the subcontracted work noted above.

CONTRACTOR'S SIGNATURE	DATE
------------------------	------

This section is to be completed by the resident engineer.

1. Total of bid items	\$ _____
2. Bid items previously subcontracted	\$ _____
3. Bid items subcontracted (this request)	\$ _____
4. Total of lines 2 and 3	\$ _____
5. Maximum amount of work allowed to be subcontracted (multiply line 1 by %)	\$ _____
6. Minimum amount prime contractor must perform with own forces (multiply line 1 by %)	\$ _____

APPROVED	
-----------------	--

RESIDENT ENGINEER'S SIGNATURE	DATE
-------------------------------	------

Copy Distribution: Original - Contractor Copy - Resident Engineer

DLA SUBCONTRACTING REQUEST

LAPM 16-B (NEW 12/2021)

INSTRUCTIONS

All first-tier subcontractors must be included on a subcontracting request.

Before subcontracting work starts, the contractor will submit an original Form LAPM 16-B according to the *Standard Specifications*.

- Ensure all subcontractors are:
 1. Listed on the subcontractor list at the time of bid, per the Subletting and Subcontracting Fair Practice Act; OR
 2. All 1st tier subcontractors regardless of dollar value.

When an entire item is subcontracted, show the contractor's bid price.

When a portion of an item is subcontracted, describe the portion and show the percentage of the bid item and value.

- Compare line 5 to line 4. If line 5 is greater than line 4 the request can be approved.
- After approval, the resident engineer returns the original to the contractor and completes the remaining distribution as listed on the bottom of the form.
- Labor Compliance Officer to review subcontractor licensing and registration.
- Labor Compliance Officer completes PWC-100 form on California Department of Industrial Relations site for subcontractors that were not required to be listed at time of bid on the Subcontractor List form.

**THIS FORM IS NOT TO BE USED FOR SUBSTITUTIONS OF LISTED
SUBCONTRACTORS OR DISADVANTAGED BUSINESS ENTERPRISE.**

EXHIBIT 9-F: DISADVANTAGED BUSINESS ENTERPRISE (DBE) RUNNING TALLY OF PAYMENTS

Save this form using the following naming convention, [9 digit Federal Aid number]-[yyyymm]-[ss].xlsx. [yyyymm] is the reporting period. [ss] is two digit sequential numbering, applicable when consultant or contractor has more than one 9-F form to complete per pay period. For example, a valid saved file could read: 1234(567)-202207-01.xlsx. Prime contractors/consultants are required to submit this form no later than the 10th of the following month, after submitting an invoice for reimbursement that includes a payment to a DBE. If no payments have been made, do not submit the form. Email this form to Business.Support.Unit@dot.ca.gov with a copy to their local administering agencies. **Do not submit this form with the invoice, it will not be processed.**

(1) Reporting Period (mm-yyyy)	(2) Federal Aid Project Number			(3) Caltrans District			(4) Local Agency
(5) Contract Number	(6) Total Contract Award Amount (\$)			(7) DBE Goal Percentage (%)			(8) DBE Committed Percentage (%)
(9) Business Name	(10) Amount Prime Invoiced This Period (\$)			(11) Amount Paid to Prime To Date (\$)			(12) Prime Certified DBE?
(13) DBE Subcontractor/Subconsultant Name	(14) DBE Cert. Number	(15) Contract Type	(16) Date of Payment	(17) Amount of This Payment	(18) Amount Paid To Date	(19) Amount Committed To This DBE	(20) Comments
Totals			\$0	\$0	\$0		

List all DBEs regardless of tier, whether or not the firms were originally listed in Exhibit 10-O2 or 15-G as a DBE commitment. If the actual DBE utilization was different than that approved at the time of award, provide comments in box (20). All payments reported, including payments to contractor/consultant, are for the date listed. Select the most appropriate contract type (Agent, Consultant, Joint Venture, Manufacturer, Prime, Regular Dealer, Subcontractor, Truck/Haul, Service Provider) for the DBE from dropdown list.

By executing this 9-F, Contractor/Consultant represents and warrants, under penalty of perjury, that:

Contractor/Consultant contracted with the Disadvantaged Business Enterprise companies (DBEs) as set forth in their awarded bid on Contract number _____

Contractor/Consultant paid the full amounts listed on their 9-F to the DBEs set forth in Contractor's awarded bid, without reduction or offset.

(21) Prime Contractor/Consultant Manager's Name (Print)	(22) Business Phone Number	(23) Date

COPY DISTRIBUTION: Original - Prime Contractor/Consultant, Copy - E-mail: Business.Support.Unit@dot.ca.gov; Copy: Local Administering Agency

Project Details

SELF-DEALING TRANSACTION DISCLOSURE FORM

(1) Company Board Member Information:

Name: _____ Date: _____

Job Title: _____

(2) Company/Agency Name and Address:

(3) Disclosure (Please describe the nature of the self-dealing transaction you are a party to)

(4) Explain why this self-dealing transaction is consistent with the requirements of Corporations Code 5233 (a)

(5) Authorized Signature

Signature: _____ Date: _____

SELF-DEALING TRANSACTION DISCLOSURE FORM INSTRUCTIONS

In order to conduct business with the County of Fresno (hereinafter referred to as "County"), members of a contractor's board of directors (hereinafter referred to as "County Contractor"), must disclose any self-dealing transactions that they are a party to while providing goods, performing services, or both for the County. A self-dealing transaction is defined below:

"A self-dealing transaction means a transaction to which the corporation is a party and which one or more of its directors has a material financial interest"

The definition above will be utilized for purposes of completing the disclosure form.

- (1) Enter board member's name, job title (if applicable), and date this disclosure is being made.
- (2) Enter the board member's company/agency name and address.
- (3) Describe in detail the nature of the self-dealing transaction that is being disclosed to the County. At a minimum, include a description of the following:
 - a. The name of the agency/company with which the corporation has the transaction; and
 - b. The nature of the material financial interest in the Corporation's transaction that the board member has.
- (4) Describe in detail why the self-dealing transaction is appropriate based on applicable provisions of the Corporations Codes.
- (5) Form must be signed by the board member that is involved in the self-dealing transaction described in Sections (3) and (4).

SAMPLE SUBCONTRACTOR FORM

The following named subcontractor(s) will perform with labor, or otherwise render services to the general contractor in or about the construction of the work or improvement in an amount in excess of **one-half of one percent of the total bid presented herewith or \$10,000, whichever is greater**. Please fill out as completely as possible when submitting your bid. Use subcontractor's business name style as registered with the License Board. Each listed subcontractor's name, location of business and description of work, and both their contractor's license number and public works contractor registration number, issued pursuant to Section 1725.5 of the Labor Code, are REQUIRED, by Section 4104 of the California Public Contract Code, to be submitted prior to bid opening. (The "location of business" must specify the city in which the subcontractor's business is located, and the state if other than California.) All other requested information shall be submitted, either with the bid or within 24 hours after bid opening.

Please fill out as completely as possible when submitting your bid. Use subcontractor's business name style as registered with the License Board.

FAILURE TO LIST SUBCONTRACTORS AS DIRECTED MAY RENDER THE BID NON-RESPONSIVE, OR MAY RESULT IN ASSESSMENT OF A PENALTY AGAINST THE BIDDER IN ACCORDANCE WITH SECTION 4110 OF THE CALIFORNIA PUBLIC CONTRACT CODE.

SUBCONTRACTOR: _____ Business Address: _____ Class ____ License No. _____ DIR Registration No _____ Item No. or Description of Work: _____ Dollar Amount _____ OR Percentage of Total Bid _____ Email Address: _____
SUBCONTRACTOR: _____ Business Address: _____ Class ____ License No. _____ DIR Registration No _____ Item No. or Description of Work: _____ Dollar Amount _____ OR Percentage of Total Bid _____ Email Address: _____
SUBCONTRACTOR: _____ Business Address: _____ Class ____ License No. _____ DIR Registration No _____ Item No. or Description of Work: _____ Dollar Amount _____ OR Percentage of Total Bid _____ Email Address: _____

SUBCONTRACTOR: _____
Business Address: _____
Class ____ License No. _____ DIR Registration No _____
Item No. or Description of Work: _____
Dollar Amount _____ **OR** Percentage of Total Bid _____
Email Address: _____

SUBCONTRACTOR: _____
Business Address: _____
Class ____ License No. _____ DIR Registration No _____
Item No. or Description of Work: _____
Dollar Amount _____ **OR** Percentage of Total Bid _____
Email Address: _____

SUBCONTRACTOR: _____
Business Address: _____
Class ____ License No. _____ DIR Registration No _____
Item No. or Description of Work: _____
Dollar Amount _____ **OR** Percentage of Total Bid _____
Email Address: _____

SUBCONTRACTOR: _____
Business Address: _____
Class ____ License No. _____ DIR Registration No _____
Item No. or Description of Work: _____
Dollar Amount _____ **OR** Percentage of Total Bid _____
Email Address: _____

SUBCONTRACTOR: _____
Business Address: _____
Class ____ License No. _____ DIR Registration No _____
Item No. or Description of Work: _____
Dollar Amount _____ **OR** Percentage of Total Bid _____
Email Address: _____

(This guaranty shall be executed by the successful bidder in accordance with instructions in the special provisions. The bidder may execute the guaranty on this page at the time of submitting a proposal for each job order.

G U A R A N T Y

To the Owner: County of Fresno

CONTRACT NUMBER 22-24-J, 22-25-J, 22-26-J

The undersigned guarantees the construction and installation of the following work included in this project:

ALL WORK ASSOCIATED WITH JOB ORDER NUMBER: _____

Should any of the materials or equipment prove defective or should the work as a whole prove defective, due to faulty workmanship, material furnished or methods of installation, or should the work or any part thereof fail to operate properly as originally intended and in accordance with the plans and specifications, due to any of the above causes, all within twelve (12) months after date on which this contract is accepted by the Owner, the undersigned agrees to reimburse the Owner, upon demand, for its expenses incurred in restoring said work to the condition contemplated in said project, including the cost of any such equipment or materials replaced and the cost of removing and replacing any other work necessary to make such replacement or repairs, or, upon demand by the Owner, to replace any such material and to repair said work completely without cost to the Owner so that said work will function successfully as originally contemplated.

The Owner shall have the unqualified option to make any needed replacement or repairs itself or to have such replacements or repairs done by the undersigned. In the event the Owner elects to have said work performed by the undersigned, the undersigned agrees that the repairs shall be made and such materials as are necessary shall be furnished and installed within a reasonable time after the receipt of demand from the Owner.

Name (Printed): _____

Signature: _____

Title: _____

Date: _____

Contractor: _____

Contract Number 22-24-J, 22-25-J, 22-26-J

ORGANIZATION

Any paragraph added or deleted by a revision clause does not change the paragraph numbering of the *Standard Specifications* for any other reference to a paragraph of the *Standard Specifications*.

DIVISION I GENERAL PROVISIONS

7 LEGAL RELATIONS AND RESPONSIBILITY TO THE PUBLIC

expression, age, sexual orientation, or military and veteran status. Contractor shall insure that the evaluation and treatment of employees and applicants for employment are free of such discrimination.

2. Contractor shall comply with the provisions of the Fair Employment and Housing Act (Gov. Code, § 12900 et seq.), the regulations promulgated thereunder (Cal. Code Regs., tit. 2, § 11000 et seq.), the provisions of Article 9.5, Chapter 1, Part 1, Division 3, Title 2 of the Government Code (Gov. Code, §§ 11135-11139.5), and the regulations or standards adopted by the awarding state agency to implement such article.
3. Contractor or recipient shall permit access by representatives of the Department of Fair Employment and Housing and the awarding state agency upon reasonable notice at any time during the normal business hours, but in no case less than 24 hours' notice, to such of its books, records, accounts, and all other sources of information and its facilities as said Department or Agency shall require to ascertain compliance with this clause.
4. Recipient, contractor and its subcontractors shall give written notice of their obligations under this clause to labor organizations with which they have a collective bargaining or other agreement.
5. The contractor shall include the nondiscrimination and compliance provisions of this clause in all subcontracts to perform work under the contract.

Under 2 CA Code of Regs § 11122:

STANDARD CALIFORNIA NONDISCRIMINATION CONSTRUCTION CONTRACT SPECIFICATIONS (GOV. CODE SECTION 12990)

These specifications are applicable to all state contractors and subcontractors having a construction contract or subcontract of \$5,000 or more.

1. As used in the specifications:
 - a. "Act" means the Fair Employment and Housing Act.
 - b. "Administrator" means Administrator, Office of Compliance Programs, California Department of Fair Employment and Housing, or any person to whom the Administrator delegates authority;
2. Whenever the contractor or any subcontractor subcontracts a portion of the work, it shall include in each subcontract of \$5,000 or more the nondiscrimination clause in this contract directly or through incorporation by reference. Any subcontract for work involving a construction trade shall also include the Standard California Construction Contract Specifications, either directly or through incorporation by reference.
3. The contractor shall implement the specific nondiscrimination standards provided in paragraphs 6(a) through (e) of these specifications.
4. Neither the provisions of any collective bargaining agreement, nor the failure by a union with whom the contractor has a collective bargaining agreement, to refer members of any group protected by the Act shall excuse the contractor's obligations under these specifications, Government Code section 12990, or the regulations promulgated pursuant thereto. 5. In order for the nonworking training hours of apprentices and trainees to be counted, such apprentices and trainees must be employed by the contractor during the training period, and the contractor must have made a commitment to employ the apprentices and trainees at the completion of their training, subject to the availability of employment opportunities. Trainees must be trained pursuant to training programs approved by the U.S. Department of Labor or the California Department of Industrial Relations.
5. In order for the nonworking training hours of apprentices and trainees to be counted, such apprentices and trainees must be employed by the contractor during the training period, and the contractor must have made a commitment to employ the apprentices and trainees at the completion of their training, subject to the availability of employment opportunities. Trainees must be trained pursuant to training programs approved by the U.S. Department of Labor or the California Department of Industrial Relations.
6. The contractor shall take specific actions to implement its nondiscrimination program. The evaluation of the contractor's compliance with these specifications shall be based upon its effort to achieve maximum results from its actions. The contractor must be able to demonstrate fully its efforts under steps a. through e. below:
 - a. Ensure and maintain a working environment free of harassment, intimidation, and coercion at all sites, and at all facilities at which the contractor's employees are assigned to work. The contractor shall specifically ensure that all foremen, superintendents, and other on-site

- supervisory personnel are aware of and carry out the contractor's obligations to maintain such a working environment.
- b. Provide written notification within seven days to the director of the DFEH when the referral process of the union or unions with which the contractor has a collective bargaining agreement has impeded the contractor's efforts to meet its obligations.
 - c. Disseminate the contractor's equal employment opportunity policy by providing notice of the policy to unions and training, recruitment and outreach programs and requesting their cooperation in assisting the contractor to meet its obligations; and by posting the company policy on bulletin boards accessible to all employees at each location where construction work is performed.
 - d. Ensure all personnel making management and employment decisions regarding hiring, assignment, layoff, termination, conditions of work, training, rates of pay or other employment decisions, including all supervisory personnel, superintendents, general foremen, on-site foremen, etc., are aware of the contractor's equal employment opportunity policy and obligations, and discharge their responsibilities accordingly.
 - e. Ensure that seniority practices, job classifications, work assignments, and other personnel practices, do not have a discriminatory effect by continually monitoring all personnel and employment related activities to ensure that the equal employment opportunity policy and the contractor's obligations under these specifications are being carried out.
7. Contractors are encouraged to participate in voluntary associations that assist in fulfilling their equal employment opportunity obligations. The efforts of a contractor association, joint contractor-union, contractor-community, or other similar group of which the contractor is a member and participant, may be asserted as fulfilling any one or more of its obligations under these specifications provided that the contractor actively participates in the group, makes every effort to assure that the group has a positive impact on equal employment opportunity in the industry, ensures that the concrete benefits of the program are reflected in the contractor's workforce participation, and can provide access to documentation that demonstrates the effectiveness of actions taken on behalf of the contractor. The obligation to comply, however, is the contractor's.
 8. The contractor is required to provide equal employment opportunity for all persons. Consequently, the contractor may be in violation of the Fair Employment and Housing Act (Government Code section 12990 et seq.) if a particular group is employed in a substantially disparate manner.
 9. The contractor shall not use the nondiscrimination standards to discriminate against any person because race, religious creed, color, national origin, ancestry, physical disability, mental disability, medical condition, genetic information, marital status, sex, gender, gender identity, gender expression, age, sexual orientation, or military and veteran status.
 10. The contractor shall not enter into any subcontract with any person or firm decertified from state contracts pursuant to Government Code section 12990.
 11. The contractor shall carry out such sanctions and penalties for violation of these specifications and the nondiscrimination clause, including suspension, termination and cancellation of existing subcontracts as may be imposed or ordered pursuant to Government Code section 12990 and its implementing regulations by the awarding agency. Any contractor who fails to carry out such sanctions and penalties shall be in violation of these specifications and Government Code section 12990.
 12. The contractor shall designate a responsible official to monitor all employment related activity to ensure that the company equal employment opportunity policy is being carried out, to submit reports relating to the provisions hereof as may be required by OCP and to keep records. Records shall at least include for each employee the name, address, telephone numbers, construction trade, union affiliation if any, employee identification number when assigned, status, (e.g., mechanic, apprentice trainee, helper, or laborer), dates of changes in status, hours worked per week in the indicated trade, rate of pay, and locations at which the work was performed. Records shall be maintained in any easily understandable and retrievable form; however, to the degree that existing records satisfy this requirement, contractors shall not be required to maintain separate records.

Add to the end of the 2nd sentence in the 1st paragraph of section 7-1.02K(1):

, and hauling and delivery of ready-mixed concrete.

04-22-16

Add between the 4th and 5th paragraphs of section 7-1.02K(3):

04-22-16

Submitted certified payrolls for hauling and delivering ready-mixed concrete must be accompanied by a written time record. The time record must include:

1. Truck driver's full name and address
2. Name and address of the factory or batching plant
3. Time the concrete was loaded at the factory or batching plant
4. Time the truck returned to the factory or batching plant
5. Truck driver's signature certifying under penalty of perjury that the information contained in this written time record is true and correct

Add between the 9th and 10th paragraphs of section 7-1.03:

07-15-16

If a height differential of more than 0.04 foot is created by construction activities at a joint transverse to the direction of traffic on the traveled way or a shoulder subject to public traffic, construct a temporary taper at the joint with a slope complying with the requirements shown in the following table:

Height differential (foot)	Slope (horizontal:vertical)	
	Taper use of 14 days or less	Taper use of more than 14 days
Greater than 0.08	100:1 or flatter	200:1 or flatter
0.04–0.08	70:1 or flatter	70:1 or flatter

For a taper on existing asphalt concrete or concrete pavement, construct the taper with minor HMA under section 39-2.07.

Grind existing surfaces to accommodate a minimum taper thickness of 0.10 foot under either of the following conditions:

1. HMA material such as rubberized HMA, polymer-modified bonded wearing course, or open-graded friction course is unsuitable for raking to a maximum 0.02 foot thickness at the edge
2. Taper will be in place for more than 14 days

For a taper on a bridge deck or approach slab, construct the taper with polyester concrete under section 60-3.04B.

The completed surface of the taper must be uniform and must not vary more than 0.02 foot from the lower edge of a 12-foot straightedge when placed on its surface parallel and perpendicular to traffic.

If authorized, you may use alternative materials or methods to construct the required taper.

Replace § 337.15 in the 3rd item in the list in the paragraph of section 7-1.06B with:

05-06-16

§ 337.1

Add between the 1st and 2nd paragraphs of section 7-1.11A:

02-12-16

Comply with 46 CFR 381.7(a)–(b).

AA

8 PROSECUTION AND PROGRESS

07-15-16

Replace the table in the 3rd paragraph of section 8-1.10A with:

07-15-16

Liquidated Damages

Total bid		Liquidated damages per day
From over	To	
\$0	\$60,000	\$1,400
\$60,000	\$200,000	\$2,900
\$200,000	\$500,000	\$3,200
\$500,000	\$1,000,000	\$3,500
\$1,000,000	\$2,000,000	\$4,000
\$2,000,000	\$5,000,000	\$4,800
\$5,000,000	\$10,000,000	\$6,800
\$10,000,000	\$20,000,000	\$10,000
\$20,000,000	\$50,000,000	\$13,500
\$50,000,000	\$100,000,000	\$19,200
\$100,000,000	\$250,000,000	\$25,300

[illegible]

9 PAYMENT

01-15-16

Replace *may withhold* in the 1st paragraph of section 9-1.16E(4) with:

01-15-16

withholds

[illegible]

DIVISION II GENERAL CONSTRUCTION

10 GENERAL

04-15-16

Replace section 10-1.02B with:

04-15-16

10-1.02B Traffic Elements

Before starting the operational test of a traffic management system that directly impacts traffic, the system must be ready for operation, and all signs, pavement delineation, and pavement markings must be in place at the system's location.

If maintaining existing traffic management system elements during construction is shown on the Bid Item List, a list of the systems shown within the project limits and their operational status is included in the *Information Handout*. Before starting job site activities, conduct a preconstruction operational status check of the existing system's elements and each element's communication status with the transportation management center to which it communicates. If an existing system element is discovered and has not been identified, the Department adds the element to the list of systems. The pre- and postconstruction operational status check of the discovered elements is change order work.

If maintaining existing traffic management system elements during construction is not shown on the Bid Item List and an existing system element is discovered during the work, notify the Engineer. The Engineer orders a pre- and postconstruction operational status check of the discovered elements. The status check of the discovered elements is change order work.

Conduct the status check with the Engineer and an electrical representative from the traffic operations office of the district in which the work is located. The Department provides you a list of the preconstruction operational status-check results, including:

1. Existing traffic management system elements and their locations within the project limits
2. Fully functioning elements
3. Nonoperational elements

Before Contract acceptance, conduct a postconstruction operational status check of all elements shown on the list with the Engineer and an electrical representative from the traffic operations office of the district in which the work is located.

Replace 10-3 of section 10 with:

10-2-10-3 RESERVED

04-15-16

AA

12 TEMPORARY TRAFFIC CONTROL

07-15-16

Replace section 12-3.32 with:

04-15-16

12-3.32 PORTABLE CHANGEABLE MESSAGE SIGNS

12-3.32A General

12-3.32A(1) Summary

Section 12-3.32A includes specifications for placing portable changeable message signs.

12-3.32A(2) Definitions

Reserved

12-3.32A(3) Submittals

If requested, submit a certificate of compliance for each PCMS.

Submit your cell phone number before starting the first activity that requires a PCMS.

12-3.32A(4) Quality Assurance

Reserved

12-3.32B Materials

Each PCMS must have a message board, controller unit, power supply, and a structural support system. The unit must be assembled to form a complete self-contained PCMS that can be delivered to the job site and placed into immediate operation. The sign unit must be capable of operating at an ambient air temperature from -4 to 158 degrees F and must be unaffected by mobile radio transmissions other than those required to control the PCMS.

A PCMS must be permanently mounted on a trailer, truck bed, or truck cab under the manufacturer's instructions. The PCMS must be securely mounted on the support vehicle such that it remains attached during any impact to the vehicle. If it is mounted on a trailer, the trailer must be capable of being leveled and plumbed.

A minimum of 3 feet of retroreflective material must be permanently affixed on all 4 sides of the trailer. The retroreflective material need not be continuous but must be visible on the same plane.

The sign panel must be capable of displaying a 3-line message with at least 7 characters per line. The characters must be at least 18 inches in height where the useable shoulder area is at least 15 feet wide.

To prevent encroachment onto the traveled way where the useable shoulder area is less than 15 feet wide, you may use a smaller message panel with at least 12-inch-high characters.

The message displayed on the sign must be visible from a distance of 1,500 feet and legible from a distance of 750 feet at noon on a cloudless day and during the night by persons with 20/20 vision or vision corrected to 20/20.

The characters on a sign panel may be 10 inches in height if:

1. PCMS is mounted on a service patrol truck or other incident response vehicle or used for traffic control operations on a highway facility where the posted speed limit is less than 40 mph
2. Message is legible from a distance of at least 650 feet at noon on a cloudless day and during the night by persons with 20/20 vision or vision corrected to 20/20

A matrix sign must provide a complete alphanumeric selection.

A PCMS must automatically adjust its brightness under varying light conditions to maintain the legibility of the message. The sign must be equipped with an automatic-dimming mode that automatically compensates for the influence of temporary light sources or abnormal lighting conditions. The sign must have 3 or more manual dimming modes of different intensities.

During the hours of darkness, a matrix sign not using lamps must be either internally or externally illuminated.

The controller must be an all solid-state unit containing the necessary circuitry for the storage of at least 5 preprogrammed messages. The controller must be installed at a location that allows the operator to perform all functions from a single position. The controller must have a keyboard entry system that allows the operator to generate an infinite number of additional messages in addition to the preprogrammed stored messages. The keyboard must be equipped with a security lockout feature to prevent unauthorized use of the controller.

The controller must have:

1. Nonvolatile memory that stores keyboard-created messages during periods when the power is not activated
2. Variable display rate that allows the operator to match the information display to the speed of approaching traffic
3. Screen upon which messages may be reviewed before being displayed on the sign

The flashing-off time must be adjustable from within the control cabinet.

12-3.32C Construction

Place a PCMS as far from the traveled way as practicable where it is legible to approaching traffic without encroaching on the traveled way. Where the vertical roadway curvature restricts the sight distance of approaching traffic, place the sign on or before the crest of the curvature where it is most visible to the approaching traffic. Where the horizontal roadway curvature restricts the sight distance of approaching traffic, place the sign at or before the curve where it is most visible to approaching traffic. Where practicable, place the sign behind guardrail or Type K temporary railing.

Make a taper consisting of 9 traffic cones placed 25 feet apart to delineate the location of a PCMS except where the sign is placed behind guardrail or Type K temporary railing.

When in full operation, the bottom of a sign must be at least 7 feet above the roadway in areas where pedestrians are anticipated and 5 feet above the roadway elsewhere, and the top of the sign must be not more than 14.5 feet above the roadway.

Operate the PCMS under the manufacturer's instructions.

Keep the PCMS clean to provide maximum visibility.

If multiple signs are needed, place each sign on the same side of the road at least 1,000 feet apart on freeways and expressways and at least 500 feet apart on other types of highways.

If more than one PCMS is simultaneously visible to traffic, only 1 sign may display a sequential message at any time. Do not use dynamic message displays, such as animation, rapid flashing, dissolving, exploding, scrolling, horizontal movement, or vertical movement of messages. The message must be centered within each line of the display.

You may use an additional PCMS if more than 2 phases are needed to display a message.

Display only messages shown or ordered.

Repeat the entire message continuously in not more than 2 phases of at least 3 seconds per phase. The sum of the display times for both of the phases must be a maximum of 8 seconds. If more than 2 phases are needed to display a message, use an additional PCMS.

You must be available by cell phone during activities that require a sign. Be prepared to immediately change the displayed message if ordered. You may operate the sign with a 24-hour timer control or remote control if authorized.

After the initial placement, move a sign from location to location as ordered.

When a PCMS is not in use, move it to an area at least 15 feet from the edge of the traveled way or remove it from the job site away from traffic.

12-3.32D Payment

Not Used

Add between the 1st sentence and 2nd sentences in the 1st paragraph of section 12-4.02A(3)(a):

07-15-16

For a project in District 7, submit the request at least 15 days before the proposed closure date.

Replace section 12-4.02C(2) with:

01-15-16

12-4.02C(2) Lane Closure System

12-4.02C(2)(a) General

The Department provides LCS training. Request the LCS training at least 30 days before submitting the 1st closure request. The Department provides the training within 15 days after your request.

LCS training is web-based or held at a time and location agreed upon by you and the Engineer. For web-based training, the Engineer provides you the website address to access the training.

With 5 business days after completion of the training, the Department provides LCS accounts and user IDs to your assigned, trained representatives.

Each representative must maintain a unique password and current user information in the LCS.

04-15-16

The project is not accessible in LCS after Contract acceptance.

01-15-16

12-4.02C(2)(b) Status Updates for Authorized Closures

Update the status of authorized closures using the LCS Mobile web page.

For a stationary closure, use code:

1. 10-97 immediately before you place the 1st advance warning sign
2. 10-98 immediately after you remove all of the advance warning signs

For a moving closure, use code:

1. 10-97 immediately before the actual start time of the closure
2. 10-98 immediately after the actual end time of the closure

Cancel an authorized closure by using code 10-22 within 2 hours after the authorized start time.

If you are unable to access the LCS Mobile web page, immediately notify the Engineer of the closure's status.

Replace the 1st sentence in the 3rd paragraph of section 12-6.03A with:

07-15-16

When the Engineer determines the temporary pavement delineation is no longer required for the direction of traffic, remove the temporary pavement delineation, including any underlying adhesive for temporary pavement markers, from the final layer of surfacing and from the pavement to remain in place.

AA

13 WATER POLLUTION CONTROL

09-02-16

Replace *General Industrial Permit* in the 2nd item in the list in the paragraph of section 13-1.01C(3) with:

05-06-16

Industrial General Permit

Replace the 2nd paragraph of section 13-1.01D(2) with:

05-06-16

Discharges from manufacturing facilities, such as batch plants and crushing plants, must comply with the discharge requirements in the NPDES General Permit for Storm Water Discharges Associated with Industrial Activities; Order No. 2014-0057-DWQ, CAS000001 (Industrial General Permit), issued by the SWRCB. For the Industrial General Permit, go to the SWRCB website.

Replace *General Industrial Permit* in the 3rd paragraph of section 13-1.01D(2) with:

05-06-16

Industrial General Permit

Replace the 2nd paragraph of section 13-3.01D(2) with:

09-02-16

For a project in the Lake Tahoe Hydrologic Unit, discharges of stormwater from the project must comply with the NPDES General Permit for General Waste Discharge Requirements and National Pollutant Discharge Elimination System General Permit for Storm Water Discharges Associated with Construction Activity in the Lake Tahoe Hydrologic Unit, Counties of Alpine, El Dorado, and Placer, (Order No. R6T-2016-0010 and NPDES No. CAG616002). You may view the General Permit for the Lake Tahoe Hydrologic Unit at the Construction Storm Water Program page of the SWRCB website.

Replace the 2nd paragraph of section 13-8.01D(2) with:

09-02-16

For a project within the Lake Tahoe Hydrologic Unit, the design, installation, operation, and monitoring of the temporary ATS and monitoring of the treated effluent must comply with Attachment E of the NPDES General Permit for General Waste Discharge Requirements and National Pollutant Discharge Elimination System General Permit for Storm Water Discharges Associated with Construction Activity in the Lake Tahoe Hydrologic Unit, Counties of Alpine, El Dorado, and Placer, (Order No. R6T-2016-0010 and NPDES No. CAG616002). You may view the General Permit for the Lake Tahoe Hydrologic Unit at the Construction Storm Water Program page of the SWRCB website.

AA

16 TEMPORARY FACILITIES

04-15-16

Add between the 1st and 2nd sentences of section 16-2.03A(1):

04-15-16

Constructing a high-visibility fence includes the installation of any signs specified in the special provisions.

AA

DIVISION III EARTHWORK AND LANDSCAPE

20 LANDSCAPE

07-15-16

Replace 86 in the 1st paragraph of section 20-2.01C(2) with:

04-15-16

87

Replace the 8th paragraph of section 20-2.01C(2) with:

07-15-16

Trenches for irrigation supply lines and conduits 3 inches and larger in diameter must be a minimum of 18 inches below the finished grade, measured to the top of the installed pipe.

Replace 86 in the 1st paragraph of section 20-2.01C(3) with:

04-15-16

87

Replace section 20-2.04A(4) with:

04-15-16

Perform conductors test. The test must comply with the specifications in section 87.

Where the conductors are installed by trenching and backfilling, perform the test after a minimum of 6 inches of backfill material has been placed and compacted over the conductors.

Replace the 1st paragraph of section 20-2.04C(4) with:

04-15-16

Splice low voltage control and neutral conductors under section 87, except do not use Method B.

Replace the 3rd paragraph of section 20-2.05B with:

07-15-16

The impeller must be glass reinforced nylon on a tungsten carbide shaft.

Replace 86 in the 2nd paragraph of section 20-2.06C with:

04-15-16

87

Replace section 20-2.07B(5) with:

04-15-16

20-2.07B(5) PVC Pipe Conduit Sleeve

PVC pipe conduit sleeves must be schedule 40 complying with ASTM D1785.

Fittings must be schedule 80.

Replace section 20-2.07C(3) with:

04-15-16

20-2.07C(3) PVC Pipe Conduit Sleeve

Where PVC pipe conduit sleeves 2 inches or less in outside diameter is installed under surfacing, you may install by directional boring under section 20-2.07C(2)(b).

For sleeves 2 inches or less in diameter, the top of the conduit must be a minimum of 18 inches below surfacing.

Extend sleeves 6 inches beyond surfacing. Cap ends of conduit until used.

Replace sections 20-2.09B and 20-2.09C with:

07-15-16

20-2.09B Materials

20-2.09B(1) General

Swing joints must match the inlet connection size of the riser.

Where shown, a sprinkler assembly must include a check valve.

Threaded nipples for swing joints and risers must be schedule 80, PVC 1120 or PVC 1220 pipe, and comply with ASTM D1785. Risers for sprinkler assemblies must be UV resistant.

Fittings for sprinkler assemblies must be injection-molded PVC, schedule 40, and comply with ASTM D2466.

Flexible hose for sprinkler assemblies must be leak-free, non-rigid and comply with ASTM D2287, cell Type 6564500. The hose must comply with ASTM D2122 and have the thickness shown in the following table:

Nominal hose diameter (inch)	Minimum wall thickness (inch)
1/2	0.127
3/4	0.154
1	0.179

Solvent cement and fittings for flexible hose must comply with section 20-2.08B(5).

20-2.09B(2) Pop-Up Sprinkler Assemblies

Each pop-up sprinkler assembly must include a body, nozzle, swing joint, pressure reducing device, fittings, and sprinkler protector where shown.

20-2.09B(3) Riser Sprinkler Assemblies

Each riser sprinkler assembly must include a body, flexible hose, threaded nipple, nozzle, swing joint (except for a Type V riser), pressure reducing device, fittings, and riser support where shown.

20-2.09B(4) Tree Well Sprinkler Assemblies

Each tree well sprinkler assembly must include a threaded nipple, nozzle, swing joint, fittings, perforated drainpipe, and drain grate.

The perforated drainpipe must be commercial-grade, rigid PVC pipe with holes spaced not more than 6 inches on center on 1 side of the pipe.

The drain grate must be a commercially-available, 1-piece, injection-molded grate manufactured from structural foam polyolefins with UV light inhibitors. Drain grate must be black.

Gravel for filling the drainpipe must be graded such that 100 percent passes the 3/4-inch sieve and 100 percent is retained on the 1/2-inch sieve. The gravel must be clean, washed, dry, and free from clay or organic material.

20-2.09C Construction

Where shown, install a flow shut-off device under the manufacturer's instructions, unless you use equipment with a preinstalled flow shut-off device.

Where shown, install a pressure reducing device under the manufacturer's instructions, unless you use equipment with a preinstalled pressure reducing device.

Install pop-up and riser sprinkler assembly:

1. From 6-1/2 to 8 feet from curbs, dikes, and sidewalks
2. At least 10 feet from paved shoulders
3. At least 3 feet from fences and walls

If sprinkler assembly cannot be installed within these limits, the location will be determined by the Engineer.

Set sprinkler assembly riser on slopes perpendicular to the plane of the slope.

Replace the paragraph of section 20-2.10B(3) with:

07-15-16

Each check valve must be one of the following:

1. Schedule 80 PVC with a factory setting to withstand a minimum 7-foot head on risers
2. Class 200 PVC if used on a nonpressurized plastic irrigation supply line
3. Internal to the sprinkler body with a factory setting to withstand a minimum 7-foot head

Replace the paragraph of section 20-2.10C(3) with:

07-15-16

Install check valves as necessary to prevent low-head drainage.

Replace the paragraphs of section 20-3.01B(10) with:

07-15-16

Each plant stake for vines must be nominal 1 by 1 inch and 18 inches long.

Each plant stake for trees must be nominal 2 by 2 inches or nominal 2 inches in diameter and long enough to keep the tree in an upright position.

Replace the paragraph of section 20-3.01B(11) with:

07-15-16

Each plant tie for vines must be extruded vinyl-based tape, 1 inch wide and at least 8 mils thick.

Each plant tie for trees must be a (1) minimum 3/4-inch-wide, UV-resistant, flexible vinyl tie complying with ASTM D412 for tensile and elongation strength, or (2) lock-stitch, woven polypropylene with a minimum 900 lb tensile strength.

Add between the 7th and 8th paragraphs of section 20-3.02C(3)(b):

07-15-16

Spread the vine shoots and tie them with a plant tie to each stake above the crossing point.

Replace the 8th paragraph of section 20-3.02C(3)(b) with:

07-15-16

Tie trees to the stakes with 2 tree ties, 1 tie to each stake. Each tie must form a figure eight by crossing the tie between the tree and the stake. Install ties at the lowest position that will support the tree in an upright position. Install the ties such that they provide trunk flexibility but do not allow the trunk to rub against the stakes. Wrap each end of the tie 1-1/2 turns around the stake and securely tie or nail it to the stake.

Replace the 1st paragraph of section 20-5.02C(1) with:

07-15-16

Where edging is used to delineate the limits of inert ground cover or wood mulch areas, install the edging before installing the inert ground cover or wood mulch.

Delete *AND MULCHES* in the heading of section 20-5.03.

07-15-16

Delete *and mulches* in the paragraph of section 20-5.03A(1)(a).

07-15-16

Replace the paragraph of section 20-5.03A(3)(a) with:

07-15-16

Before installing inert ground cover, remove plants and weeds to the ground level.

Delete *or mulch* at each occurrence in sections 20-5.03A(3)(c) and 20-5.03A(3)(d).

07-15-16

Replace section 20-5.03E with:

07-15-16

20-5.03E Reserved

Replace section 20-5.04 with:

07-15-16

20-5.04 WOOD MULCH

20-5.04A General

20-5.04A(1) Summary

Section 20-5.04 includes specifications for placing wood mulch.

20-5.04A(2) Definitions

Reserved

20-5.04A(3) Submittals

Submit a certificate of compliance for wood mulch.

Submit a 2 cu ft mulch sample with the mulch source shown on the bag. Obtain authorization before delivering the mulch to the job site.

20-5.04A(4) Quality Assurance

Reserved

20-5.04B Materials

20-5.04B(1) General

Mulch must not contain more than 0.1 percent of deleterious materials such as rocks, glass, plastics, metals, clods, weeds, weed seeds, coarse objects, sticks larger than the specified particle size, salts, paint, petroleum products, pesticides or chemical residues harmful to plant or animal life.

20-5.04B(2) Tree Bark Mulch

Tree bark mulch must be derived from cedar, Douglas fir, or redwood species.

The mulch must be ground such that at least 95 percent of the material by volume is less than 2 inches long in any dimension and no more than 30 percent by volume is less than 1 inch long in any dimension.

20-5.04B(3) Wood Chip Mulch

Wood chip mulch must:

1. Be derived from clean wood
2. Not contain leaves or small twigs
3. Contain at least 95 percent by volume of wood chips with a width and thickness from 1/16 to 3/8 inch and a length from 1/2 to 3 inches

20-5.04B(4) Shredded Bark Mulch

Shredded bark mulch must:

1. Be derived from trees
2. Be a blend of loose, long, thin wood, or bark pieces
3. Contain at least 95 percent by volume of wood strands with a width and thickness from 1/8 to 1-1/2 inches and a length from 2 to 8 inches

20-5.04B(5) Tree Trimming Mulch

Tree trimming mulch must:

1. Be derived from chipped trees and may contain leaves and small twigs
2. Contain at least 95 percent by volume of material less than 3 inches long for any dimension and not more than 30 percent by volume of material less than 1 inch long for any dimension

20-5.04B(6)–20-5.04B(11) Reserved

20-5.04C Construction

Before placing wood mulch, remove plants and weeds to the ground level.

Maintain the planned flow lines, slope gradients, and contours of the job site. Grade the subgrade to a smooth and uniform surface.

Place mulch after the plants have been planted.

Place mulch in the plant basin at the rate described. Mulch must not come in contact with the plant crown and stem.

Place mulch as shown in areas outside of plant basins to a uniform thickness.

Spread mulch from the outside edge of the plant basin to the adjacent edges of shoulders, paving, retaining walls, dikes, edging, curbs, sidewalks, walls, fences, and existing plantings. If the plant is 12 feet or more from the adjacent edges of any of these elements, spread the mulch 6 feet beyond the outside edge of the plant basin.

Do not place mulch within 4 feet of:

1. Flow line of earthen drainage ditches
2. Edge of paved ditches
3. Drainage flow lines

20-5.04D Payment

The payment quantity for wood mulch is the volume measured in the vehicle at the point of delivery.

AA

21 EROSION CONTROL

07-15-16

Add between *tube* and 12 in the 1st paragraph of section 21-2.02Q:

8 or

07-15-16

AA

DIVISION IV SUBBASES AND BASES

23 GENERAL

07-15-16

Replace the headings and paragraphs in section 23 with:

07-15-16

23-1 GENERAL

23-1.01 GENERAL

23-1.01A Summary

Section 23 includes general specifications for constructing subbases and bases.

23-1.01B Definitions

Reserved

23-1.01C Submittals

Submit a QC plan for the types of subbases or bases where described.

23-1.01D Quality Assurance

23-1.01D(1) General

23-1.01D(1)(a) General

Take samples under California Test 125.

23-1.01D(1)(b) Test Result Disputes

You and the Engineer must work together to avoid potential conflicts and to resolve disputes regarding test result discrepancies. Notify the Engineer within 5 business days of receiving the test result if you dispute the test result.

If you or the Engineer dispute each other's test results, submit your test results and copies of paperwork including worksheets used to determine the disputed test results. An independent third party performs referee testing. Before the independent third party participates in a dispute resolution, it must be qualified under AASHTO Materials Reference Laboratory program and the Department's Independent Assurance Program. The independent third party must have no prior direct involvement with this Contract. By mutual agreement, the independent third party is chosen from:

1. Department laboratory in a district or region not in the district or region the project is located
2. Transportation Laboratory
3. Laboratory not currently employed by you or your material producer

If split acceptance samples are not available, the independent third party uses any available material representing the disputed material for evaluation.

If the independent third party determines the Department's test results are valid, the Engineer deducts the independent third party testing costs from payments. If the independent third party determines your test results are valid, the Department pays the independent third party testing costs.

23-1.01D(2) Quality Control

23-1.01D(2)(a) General

Provide a QC manager when the quantity of subbase or base is as shown in the following table:

QC Manager Requirements	
Subbase or base	Requirement
Stabilized soil (sq yd)	≥ 20,000
Aggregate subbases (cu yd)	≥ 20,000
Aggregate bases (cu yd)	≥ 20,000
CTB (cu yd)	≥ 10,000
Lean concrete base (cu yd)	≥ 2,000
Rapid strength concrete base (cu yd)	≥ 1,000
Lean concrete base rapid setting (cu yd)	≥ 1,000
Concrete base (cu yd)	≥ 1,000
Treated permeable bases (cu yd)	≥ 2,000
Reclaimed pavements (sq yd)	≥ 10,000

Provide a testing laboratory to perform quality control tests. Maintain sampling and testing equipment in proper working condition.

You are not entitled to compensation for the suspension of work resulting from noncompliance with quality control requirements, including those identified within the QC plan.

23-1.01D(2)(b) Quality Control Plan

The QC plan must describe the organization and procedures used to:

1. Control the production process
2. Determine if a change to the production process is needed
3. Implement a change

The QC plan must include action and suspension limits and details of corrective action to be taken if any process is outside of those limits. Suspension limits must not exceed specified acceptance criteria.

The QC plan must describe how test results will be submitted including times for sampling and testing for each quality characteristic.

23-1.01D(2)(c) Qualifications

Testing laboratories and testing equipment must comply with the Department's Independent Assurance Program.

Personnel performing sampling and testing must be qualified under the Department's Independent Assurance Program for the sampling and testing performed.

23-1.01D(3) Department Acceptance

Reserved

23-1.02 MATERIALS

Not Used

23-1.03 CONSTRUCTION

Not Used

23-1.04 PAYMENT

Not Used

23-2-23-7 RESERVED

AA

24 STABILIZED SOILS

07-15-16

Add to section 24-1.01C(1):

07-15-16

Submit a stabilized soil quality control plan.

Add to section 24-1.01D(1):

07-15-16

Construct test pads for compaction tests by scraping away material to the depth ordered. If a compaction test fails, corrective action must include the layers of material already placed above the test pad elevation.

Replace section 24-1.01D(2) with:

07-15-16

24-1.01D(2) Quality Control

24-1.01D(2)(a) General

Reserved

24-1.01D(2)(b) Quality Control Plan

Reserved

24-1.01D(2)(c) Qualifications

Reserved

24-1.01D(2)(d) Preparing Basement Material

After preparing an area for soil stabilization, verify the surface grades.

24-1.01D(2)(e) Mixing

Except for clods larger than 1 inch, randomly test the adequacy of the mixing with a phenolphthalein pH indicator solution.

Replace the 1st paragraph of section 24-1.03C with:

07-15-16

The Engineer orders the application rate as pounds of stabilizing agent per square yard of basement material to be stabilized.

Delete section 24-2.01D(1)(c)

07-15-16

Replace 250 in the 2nd sentence in the 2nd paragraph of section 24-2.01D(2)(c) with:

07-15-16

500

07-15-16

Lime stabilized soil quality control must include testing the quality characteristics at the frequencies shown in the following table:

Quality characteristic	Test method	Sampling location	Minimum frequency
Ground surface temperature before adding lime and full depth ground temperature during mixing operations	--	Each temperature location	1 test per 20,000 sq ft, minimum 1 per day
Lime application rate	Calibrated tray or equal	Roadway	1 test per 40,000 sq ft, minimum 2 per day
Gradation on mixed material	California Test 202	Roadway	1 per 500 cu yd, minimum 1 per day
Moisture content	California Test 226	Roadway	1 per 500 cu yd on each layer, each day during mixing and mellowing periods, minimum 1 per day
Relative compaction	California Test 231	Roadway	1 per 500 cu yd on each layer, minimum 1 per day

AA

07-15-16

07-15-16

07-15-16

07-15-16

Reserved

Reserved

Reserved

AS quality control must include testing the quality characteristics at the frequencies shown in the following table:

QC Testing Frequencies			
Quality characteristic	Test method	Sampling location	Minimum frequency
R-value	California Test 301	Stockpiles, transportation units, windrows, or roadways	1 test before beginning work and every 2000 cu yd thereafter ^a
Aggregate gradation	California Test 202	Stockpiles, transportation units, windrows, or roadways	1 per 500 cu yd but at least one per day of placement
Sand equivalent	California Test 217	Stockpiles, transportation units, windrows, or roadways	
Relative compaction	California Test 231	Roadway	1 per 500 sq yd on each layer

^aAdditional R-value frequency testing will not be required when the average of 4 consecutive sand equivalent tests is 4 or more above the specified operating range value.

Add between the 2nd and 3rd paragraphs of section 25-1.01D(3):

07-15-16

The Engineer takes aggregate subbase samples for R-value, aggregate gradation, and sand equivalent from any of the following locations:

1. Windrow
2. Roadway

Delete for each noncompliant test result in the 4th paragraph of section 25-1.01D(3).

07-15-16

Delete a in the 5th paragraph of section 25-1.01D(3).

07-15-16

AA

26 AGGREGATE BASES

07-15-16

Replace *Reserved* in section 26-1.01C with:

Submit an aggregate base QC plan.

07-15-16

Replace *Reserved* in section 26-1.01D(1) with:

07-15-16

Aggregate samples must not be treated with lime, cement, or chemicals before testing for durability index. Aggregate from untreated reclaimed processed AC, PCC, LCB, or CTB is not considered treated.

Replace *Reserved* in section 26-1.01D(2) with:

07-15-16

26-1.01D(2)(a) General

Reserved

26-1.01D(2)(b) Quality Control Plan

Reserved

26-1.01D(2)(c) Qualifications

Reserved

26-1.01D(2)(d) Quality Control Testing

AB quality control must include testing the quality characteristics at the frequencies shown in the following table:

QC Testing Frequencies

Quality characteristic	Test method	Sampling location	Minimum frequency
R-value	California Test 301	Stockpiles, transportation units, windrows, or roadways	1 test before starting work and every 2,000 cu yd thereafter ^a
Aggregate gradation	California Test 202	Stockpiles, transportation units, windrows, or roadways	1 per 500 cu yd but at least one per day of placement
Sand equivalent	California Test 217	Stockpiles, transportation units, windrows, or roadways	1 per project
Durability index ^b	California Test 229	Stockpiles, transportation units, windrows, or roadways	
Relative compaction	California Test 231	Roadway	1 per 500 sq yd on each layer

^aAdditional R-value frequency testing will not be required when the average of 4 consecutive sand equivalent tests is 29 or greater for Class 2 AB or 25 or greater for Class 3 AB.

^bApplies if section 26-1.02 contains an applicable requirement for durability index

Add between *requirements*, and *and* in the 1st paragraph of section 26-1.01D(3):

07-15-16

durability,

Add between the 2nd and 3rd paragraphs of section 26-1.01D(3):

07-15-16

The Engineer takes aggregate base samples for R-value, aggregate gradation, sand equivalent, and durability index from any of the following locations:

1. Windrow
2. Roadway

Delete the 3rd paragraph of section 26-1.01D(3).

07-15-16

AA

27 CEMENT TREATED BASES

07-15-16

Add to section 27-1.01C:

07-15-16

Submit cement treated base QC plan.

Replace the headings and paragraphs in section 27-1.01D with:

07-15-16

27-1.01D Quality Assurance

27-1.01D(1) General

After the CTB has been spread on the subgrade and before initial compaction, the cement content of the completed mixture of CTB must not vary from the specified cement content by more than 0.6 percent of the weight of the dry aggregate when tested under California Test 338.

For Class A CTB, compaction is tested under California Test 312 or 231.

The relative compaction of CTB must be at least 95 percent. Each layer of CTB may be tested for compaction, or all layers may be tested together at the option the Engineer. If all layers are tested together, you are not relieved of the responsibility to achieve the required compaction in each layer placed.

27-1.01D(1)(a) Aggregate

When tested under California Test 301, aggregate for Class B CTB must have (1) an R-value of at least 60 before mixing with cement and (2) an R-value of at least 80 when aggregate is mixed with an amount of cement that does not exceed 2.5 percent by weight of the dry aggregate.

Before sand equivalent testing, aggregate samples must not be treated with lime, cement, or chemicals.

If the aggregate gradation test results, the sand equivalent test results, or both comply with contract compliance requirements but not operating range requirements, you may continue placing CTB for the remainder of the work day. Do not place additional CTB until you demonstrate to the Engineer that the CTB to be placed complies with the operating range requirements.

If the aggregate gradation test results, sand equivalent test results, or both do not comply with contract compliance requirements, remove the CTB or request a payment deduction. If your request is authorized, \$2.50/cu yd is deducted. If CTB is paid for by weight, the Engineer converts tons to cubic yards for the purpose of reducing payment for noncompliant CTB left in place. An aggregate gradation and a sand equivalent test represents up to (1) 500 cu yd or (2) 1 day's production if less than 500 cu yd.

27-1.01D(1)(b) Road-Mixed Cement Treated Base Moisture Content

Just before initial compaction the moisture content of the completed mixture must be at least the optimum moisture content less 1 percent. The moisture content is determined under California Test 226 and optimum moisture content is determined under California Test 312.

27-1.01D(1)(c) Plant-Mixed Cement Treated Base Moisture Content

At the point of delivery to the work, the moisture content of the completed mixture must be at least the optimum moisture content less 1 percent. The moisture content is determined under California Test 226 and optimum moisture content under California Test 312.

27-1.01D(2) Quality Control

27-1.01D(2)(a) General

Reserved

27-1.01D(2)(b) Quality Control Plan

Reserved

27-1.01D(2)(c) Qualifications

Reserved

27-1.01D(2)(d) Quality Control Testing

CTB quality control must include testing the quality characteristics at the frequencies shown in the following table:

QC Testing Frequencies

Quality characteristic	Test method	Sampling location	Minimum frequency
Aggregate gradation	California Test 202 modified	Stockpiles, plant, transportation units, windrow, or roadway	1 per 500 cu yd but at least one per day of placement
Sand equivalent	California Test 217	Stockpiles, plant, transportation units, windrow, or roadway	
R-value ^a	California Test 301	Stockpiles, plant, transportation units, windrows, or roadway	1 test before starting work and every 2000 cu yd thereafter ^b
Optimum moisture content	California Test 312	Plant, transportation units, windrow, or roadway	1 per day of placement
Moisture content	California Test 226	Roadway	1 per 500 cu yd but at least one per day of placement
Cement content	California Test 338	Windrows or roadway	1 per 1000 cu yd but at least one per day of placement
Relative compaction	California Test 312 or 231	Roadway	1 per 2000 sq yd but at least one per day of placement
Compressive strength ^c	California Test 312	Windrow or roadways	1 per day of placement

^aR-value is required for Class B CTB only

^bAdditional R-value frequency testing will not be required while the average of 4 consecutive sand equivalent tests is 4 or more above the specified operating range value.

^cCompressive strength is required for Class A CTB only when specified

27-1.01D(3) Department Acceptance

The Department's acceptance testing includes testing the CTB quality characteristics shown in the following table:

CTB Requirements for Acceptance

Quality characteristic	Test method
Aggregate gradation	California Test 202 modified
Sand equivalent	California Test 217
R-value ^a	California Test 301
Optimum moisture content	California Test 312
Moisture content	California Test 226
Cement content	California Test 338
Relative compaction	California Test 312 or 231
Compressive strength ^b	California Test 312

^aR-value is required for Class B CTB only

^bCompressive strength is required for Class A CTB only when specified

The Engineer takes samples for aggregate gradation and sand equivalent from any of the following locations:

1. Plant

2. Truck
3. Windrow, for road-mixed only
4. Roadbed, for road-mixed only

Add to section 27-1.02:

Water must comply with section 90-1.02D.

07-15-16

Add to section 27-1.03F:

The relative compaction of CTB must be at least 95 percent.

07-15-16

AA

28 CONCRETE BASES

07-15-16

Replace the headings and paragraphs in section 28-1.01D with:

07-15-16

28-1.01D Quality Assurance

28-1.01D(1) General

Aggregate samples must not be treated with lime, cement, or chemicals before testing for sand equivalent.

Stop concrete base activities and immediately notify the Engineer whenever:

1. Any QC or QA test result does not comply with the specifications
2. Visual inspection shows a noncompliant concrete base

If concrete base activities are stopped, before resuming activities:

1. Notify the Engineer of the adjustments you will make
2. Remedy or replace the noncompliant concrete base
3. Field qualify or construct a new test strip as specified for the concrete base involved to demonstrate compliance with the specifications
4. Obtain authorization

28-1.01D(2) Quality Control

28-1.01D(2)(a) General

Reserved

28-1.01D(2)(b) Quality Control Plan

Reserved

28-1.01D(2)(c) Qualifications

Reserved

28-1.01D(3) Department Acceptance

Reserved

Add to section 28-2.01C(1):

Submit a lean concrete base QC plan.

07-15-16

Replace the headings and paragraphs in section 28-2.01D with:

07-15-16

28-2.01D Quality Assurance

28-2.01D(1) General

28-2.01D(1)(a) General

The molds for compressive strength testing under ASTM C31 or ASTM C192 must be 6 by 12 inches.

If the aggregate gradation test results, sand equivalent test results or both comply with the contract compliance requirements but not the operating range requirements, you may continue placing LCB for the remainder of the work day. Do not place additional LCB until you demonstrate the LCB to be placed complies with the operating range requirements.

28-2.01D(1)(b) Qualifications

Field qualification tests and calculations must be performed by an ACI certified "Concrete Laboratory Technician, Grade I.

28-2.01D(1)(c) Aggregate Qualification Testing

Qualify the aggregate for each proposed aggregate source and gradation. The qualification tests include (1) a sand equivalent and (2) an average 7-day compressive strength under ASTM C39 of 3 cylinders manufactured under ASTM C192 except cure cylinders in molds without lids after initial curing.

For the compressive strength test, the cement content for each cylinder must be 300 lb/cu yd. The 7-day average compressive strength must be at least 610 psi. The cement must be Type II portland cement.

LCB must have from 3 to 4 percent air content during aggregate qualification testing.

28-2.01D(1)(d) Field Qualification Testing

Before placing LCB, you must perform field qualification testing and obtain authorization for each mix design. Retest and obtain authorization for changes to the authorized mix designs.

Notify the Engineer at least 5 business days before field qualification. Perform the field qualification at the job site or an authorized location.

Field qualification testing includes tests for compressive strength, air content, and penetration or slump.

For compressive strength field qualification testing:

1. Prepare 12 cylinders under ASTM C31 except final cure cylinders in molds without lids from a single batch.
2. Perform 3 tests; each test consists of determining the average compressive strength of 2 cylinders at 7 days under ASTM C39. The average compressive strength for each test must be at least 530 psi

If you submitted a notice to produce LCB qualifying for a transverse contraction joint waiver, manufacture additional specimens and test the LCB for compressive strength at 3 days. Prepare the compressive strength cylinders under ASTM C31 except final cure cylinders in molds without lids at the same time using the same material and procedures as the 7-day compressive strength cylinders except do not submit 6 additional test cylinders. The average 3-day compressive strength for each test must be not more than 500 psi.

28-2.01D(2) Quality Control

28-2.01D(2)(a) General

Reserved

28-2.01D(2)(b) Quality Control Manager

Reserved

28-2.01D(2)(c) Quality Control Testing

Test the LCB under the test methods and at the locations and frequencies shown in the following table:

LCB Sampling Location and Testing Frequencies

ECB Sampling Location and Testing Frequency			
Quality characteristic	Test method	Sampling location	Minimum sampling and testing frequency
Sand equivalent	ASTM D2419	Source	1 per 500 cubic yards but at least 1 per day of production
Aggregate gradation	ASTM C136		
Air content	ASTM C231	Job site	
Penetration ^a	ASTM C360		
Slump ^a	ASTM C143		
Compressive strength	ASTM C39 ^b		

^aTest for either penetration or slump

^bPrepare cylinders under ASTM C31 except final cure cylinders in molds without lids.

28-2.01D(3) Department Acceptance

The Department accepts LCB based on compliance with the requirements shown in the following table:

LCB Requirements for Acceptance

Quality characteristic	Test method	Requirement
Compressive strength (min, psi at 7 days)	ASTM C39 ^a	530 ^b

^aCylinders prepared under ASTM C31 except final cure cylinders in molds without lids.

^bA compressive strength test represents up to (1) 1,000 cu yd or (2) 1 day's production if less than 1,000 cu yd.

Replace section 28-2.01D(4) in item 3 of the 5th paragraph in section 28-2.03D with:

07-15-16

section 28-2.01D(1)(c)

Replace the 1st paragraph in section 28-2.03F with:

07-15-16

After finishing LCB, cure LCB with pigmented curing compound under section 90-1.03B(3) and 40-1.03I.

Apply curing compound:

1. In 2 separate applications
2. Before the atmospheric temperature falls below 40 degrees F
3. At a rate of 1 gal/150 sq ft for the first application
4. At a rate of 1 gal/200 sq ft for the second application

Replace *Reserved* in section 28-3.01C(3) with:

07-15-16

Submit a rapid strength concrete base QC plan.

Replace the headings and paragraphs in section 28-3.01D with:

07-15-16

28-3.01D Quality Assurance

28-3.01D(1) General

28-3.01D(1)(a) General

At the preconstruction meeting be prepared to discuss the project specifications and methods of performing each item of work. Items discussed must include the processes for:

1. Production
2. Transportation

3. Placement
4. QC plan, if specified in the special provisions
5. Contingency plan
6. QC sampling and testing
7. Acceptance criteria

Beams for modulus of rupture testing must be fabricated and tested under California Test 524. The beams may be fabricated using an internal vibrator under ASTM C31. For each test, 3 beam must be fabricated and the test results averaged. No single test represents more than that day's production or 130 cu yd, whichever is less.

For early age testing, beams must be cured so the monitored temperatures in the beams and the test strip are always within 5 degrees F. The internal temperatures of the RSC base and early age beams must be monitored and recorded at intervals of at least 5 minutes. Thermocouples or thermistors connected to strip-chart recorders or digital data loggers must be installed to monitor the temperatures. Temperature recording devices must be accurate to within ± 2 degrees F. Until early age testing is completed, internal temperatures must be measured at 1 inch from the top, 1 inch from the bottom, and no closer than 3 inches from any edge.

For other age testing, beams must be cured under California Test 524 except beams must be placed into sand at a time that is the earlier of either from 5 to 10 times the final set time, or 24 hours.

RSC base must have an opening age modulus of rupture of not less than 400 psi and a 7-day modulus of rupture of not less than 600 psi.

28-3.01D(1)(b) Preconstruction Meeting

Reserved

28-3.01D(1)(c) Test Strip

Reserved

28-3.01D(2) Quality Control

28-3.01D(2)(a) General

Reserved

28-3.01D(2)(b) Quality Control Manager

Reserved

28-3.01D(2)(c) Quality Control Testing

Test the rapid strength concrete base under the test methods and at the locations and frequencies shown in the following table:

Rapid Strength Concrete Base Sampling Location and Testing Frequencies

Quality characteristic	Test method	Sample Location	Minimum testing frequency ^a
Cleanness value	California Test 227	Source	1 per 500 cubic yards but at least 1 per shift
Sand equivalent	California Test 217		
Aggregate gradation	California Test 202		
Air content	California Test 504	Job site	1 per 130 cu yd but at least 1 per shift
Yield	California Test 518		1 per shift
Slump or penetration	ASTM C143 or California Test 533		1 per 2 hours of placement
Density	California Test 518		1 per shift
Aggregate moisture meter calibration ^b	California Test 223 or California Test 226		1 per shift
Modulus of rupture	California Test 524		1 per 130 cu yd but at least 1 per shift

^aTest at the most frequent interval.

^bCheck calibration of the plant moisture meter by comparing moisture meter readings with California Test 223 or California Test 226 test results.

Notify the Engineer at least 2 business days before any sampling and testing. Submit testing results within 15 minutes of testing completion. Record inspection, sampling, and testing on the forms accepted with the QC plan and submit them within 48 hours of completion of each day of production and within 24 hours of 7-day modulus of rupture tests.

During the placement of RSC base, fabricate beams and test for the modulus of rupture:

1. At opening age
2. At 7 days after placing the first 30 cu yd
3. At least once every 130 cu yd
4. Within the final truckload

Opening age tests must be performed in the presence of the Engineer.

28-3.01D(3) Department Acceptance

The Department accepts RSC base based on compliance with the requirements shown in the following table:

RSC Base Requirements for Acceptance

Quality characteristic	Test method	Requirement
Modulus of rupture (min, psi at 7 days)	California Test 524	600

The Engineer adjust payment for RSC base for the 7-day modulus of rupture as follows:

1. Payment for a base with a modulus of rupture of 600 psi or greater is not adjusted.
2. Payment for a base with a modulus of rupture of less than 600 and greater than or equal to 550 psi is reduced by 5 percent.
3. Payment for a base with a modulus of rupture of less than 550 and greater than or equal to 500 psi is reduced by 10 percent.
4. Payment for a base with a modulus of rupture of less than 500 psi is not adjusted and no payment is made. Remove and replace this base.

Add to section 28-4.01C(1):

Submit a lean concrete base rapid setting QC plan.

07-15-16

Replace the headings and paragraphs in section 28-4.01D with:

07-15-16

28-4.01D Quality Assurance

28-4.01D(1) General

28-4.01D(1)(a) General

For compressive strength testing, prepare 6 cylinders under California Test 540. Test cylinders must be 6 by 12 inches. As an alternative to rodding, a vibrator may be used under California Test 524. Test cylinders under California Test 521 and perform 3 tests with each test consisting of 2 cylinders. The test result is the average from the 2 cylinders.

28-4.01D(1)(b) Field Qualification

Before placing lean concrete base rapid setting, you must perform field qualification testing and obtain authorization for each mix design. Retest and obtain authorization for changes to authorized mixed designs.

Proposed mix designs must be field qualified before you place the base represented by those mix designs. The technician performing the field test must hold current ACI certification as a Concrete Field Testing Technician-Grade I.

Notify the Engineer at least 5 days before field qualification. Perform field qualification within the job site or a location authorized.

Field qualification testing includes compressive strength, air content, and penetration or slump in compliance with the table titled "Lean Concrete Base Rapid Setting Requirements."

Field qualification must comply with the following:

1. Test for compressive strength at opening age and 7 days of age
2. At opening age, the compressive strength for each test must be at least 180 psi and the average strength for the 3 tests must be at least 200 psi
3. At 7 days age, the compressive strength for each test must be at least 600 psi and the average strength for the 3 tests must be at least 725 psi

28-4.01D(2) Quality Control

28-4.01D(2)(a) General

Reserved

28-4.01D(2)(b) Quality Control Manager

Reserved

28-4.01D(2)(c) Quality Control Testing

Test the base under the test methods and at the locations and frequencies shown in the following table:

LCB Rapid Setting Sampling Location and Testing Frequencies

Quality characteristic	Test method	Sampling location	Minimum sampling and testing frequency
Sand equivalent	ASTM D2419	Source	1 per 500 cu yd, minimum 1 per day of production
Aggregate gradation	ASTM C136		
Air content	ASTM C231	Job site	1 per 4 hours of placement work, plus one in the last hour of placement work
Penetration ^a	ASTM C360		
Slump ^a	ASTM C143		
Compressive strength	California Test 521		

^aTest either penetration or slump

During placement of lean concrete base rapid setting, fabricate cylinders and test compressive strength for opening age and 7 days. Opening age tests must be performed in the presence of the Engineer.

28-4.01D(3) Department Acceptance

The Department accepts LCB rapid setting based on compliance with the requirement shown in the following table:

LCB Rapid Setting Requirements for Acceptance

Quality characteristic	Test method	Requirement
Compressive strength (min, psi at 7 days)	California Test 521 ^a	725

^aCylinders made under California Test 540

Replace the 2nd and 3rd paragraphs in section 28-4.03A with:

07-15-16

Concrete paving operations with equipment not supported by the base may start before opening age. Do not open pavement for traffic before opening age of the LCB rapid setting.

Any other paving operations must start after the final set time of the base. The base must have a compressive strength of at least 450 psi under California Test 521 before:

1. Placing HMA
2. Placing other base material
3. Operating equipment on the base

Replace *Reserved* in section 28-5.01C with:

07-15-16

Submit a concrete base QC plan.

Replace the headings and paragraphs in section 28-5.01D(2) with:

07-15-16

28-5.01D(2) Quality Control**28-5.01D(2)(a) General**

Reserved

28-5.01D(2)(b) Quality Control Manager

Reserved

28-5.01D(2)(c) Quality Control Testing

Test the concrete base under the test methods and at the locations and frequencies shown in the following table:

Concrete Base Sampling Location and Testing Frequencies

Quality characteristic	Test method	Sample location	Minimum testing frequency ^a
Cleanness value	California Test 227	Source	1 per 500 cubic yards but at least 1 per shift
Sand equivalent	California Test 217		
Aggregate gradation	California Test 202		
Air content	California Test 504	Job site	1 per 500 cu yd but at least 1 per shift
Yield	California Test 518		1 per shift
Slump or penetration	ASTM C143 or California Test 533		1 per 2 hours of placement
Density	California Test 518		1 per shift
Aggregate moisture meter calibration ^b	California Test 223 or California Test 226		1 per shift
Modulus of rupture	California Test 524		1 per 500 cu yd but at least 1 per shift

^aTest at the most frequent interval.

^bCheck calibration of the plant moisture meter by comparing moisture meter readings with California Test 223 or California Test 226 test results.

28-5.01D(3) Department Acceptance

The Department accepts a concrete base based on compliance with the requirements shown in the following table:

Concrete Base Requirements for Acceptance

Quality characteristic	Test method	Requirement
Modulus of rupture (min, psi at 28 days)	California Test 523	570

Acceptance for the modulus of rupture is on a lot basis. The Department provides the molds and machines for the modulus of rupture acceptance testing. Provide any material and labor the Engineer may require for the testing.

AA

29 TREATED PERMEABLE BASES

07-15-16

Replace the headings and paragraphs in section 29-1.01 with:

07-15-16

29-1.01 GENERAL

29-1.01A Summary

Section 29-1 includes general specifications for constructing treated permeable bases.

29-1.01B Definitions

Reserved

29-1.01C Submittals

Submit a treated permeable base quality control plan.

29-1.01D Quality Assurance

29-1.01D(1) General

Reserved

29-1.01D(2) Quality Control**29-1.01D(2)(a) General**

Reserved

29-1.01D(2)(b) Quality Control Plan

Reserved

29-1.01D(2)(c) Qualifications

Reserved

29-1.01D(3) Department Acceptance

Reserved

Replace the headings and paragraphs in section 29-2.01D with:

07-15-16

29-2.01D Quality Assurance**29-2.01D(1) General**

The Engineer determines the asphalt content of the asphalt mixture under California Test 382. The bitumen ratio, pounds of asphalt per 100 lb of dry aggregate, must not vary more than 0.5 lb of asphalt above or below the quantity designated by the Engineer. Samples used to determine the bitumen ratio are obtained from trucks at the plant or from the mat behind the paver before rolling. If the sample is taken from the mat behind the paver, the bitumen ratio must not be less than the quantity designated by the Engineer, less 0.7 lb of asphalt per 100 lb of dry aggregate.

29-2.01D(2) Quality Control**29-2.01D(2)(a) General**

Reserved

29-2.01D(2)(b) Quality Control Testing

ATPB quality control must include testing the quality characteristics at the frequencies shown in the following table:

QC Testing Frequencies

Quality characteristic	Test method	Sampling location	Minimum frequency
Gradation	California Test 202	Stockpiles or plant	1 for every 4 hours of production but at least one per day of placement
Cleanness value	California Test 227	Stockpiles or plant	1 for every 4 hours of production but at least one per day
Percentage of crushed particles	California Test 205	Stockpiles or plant	1 test before production and one every 5,000 cu yd thereafter
Los Angeles rattler loss at 500 rev	California Test 211	Stockpiles or plant	1 test before production and one every 5,000 cu yd thereafter
Film stripping	California Test 302	Plant	1 test before production and one every 5000 cu yd thereafter
Asphalt content of the asphalt mixture	California Test 382	Plant, transportation units, windrows, or roadway	1 for every 4 hours of production but at least one per day

29-2.01D(3) Department Acceptance

The Department accepts ATPB based on aggregate gradation, cleanness value, percent of crushed particles, Los Angeles rattler, film stripping and asphalt content requirements specified in section 29-2.02 and section 29-2.01D(1).

The Engineer takes samples for aggregate gradation, cleanness value, percent of crushed particles, Los Angeles rattler, and film stripping from the plant.

The Engineer takes samples for asphalt content of the asphalt mixture from any of the following locations:

1. Plant
2. Truck
3. Windrow
4. Roadbed

Replace the headings and paragraphs in section 29-3.01 with:

07-15-16

29-3.01 GENERAL

29-3.01A Summary

Section 29-3 includes specifications for constructing cement treated permeable bases.

29-3.01B Definitions

Reserved

29-3.01C Submittals

Reserved

29-3.01D Quality Assurance

29-3.01D(1) General

Reserved

29-3.01D(2) Quality Control

29-3.01D(2)(a) General

Reserved

29-3.01D(2)(b) Quality Control Testing

CTPB quality control must include testing the quality characteristics at the frequencies shown in the following table:

QC Testing Frequencies

Quality characteristic	Test method	Sampling location	Minimum frequency
Gradation	California Test 202	Stockpiles or plant	1 for every 4 hours of production but at least one per day of placement
Cleanness value	California Test 227	Stockpiles or plant	1 for every 4 hours of production but at least one per day
Los Angeles rattler loss at 500 rev	California Test 211	Stockpiles or plant	1 test before production and one every 5,000 cu yd thereafter
Soundness	California Test 214	Stockpiles or plant	1 test before production and one every 5,000 cu yd thereafter

29-3.01D(3) Department Acceptance

The Department accepts CTPB based on aggregate gradation, cleanness value, Los Angeles rattler and soundness requirements in section 29-3.02.

The Engineer takes samples for aggregate gradation, cleanness value, Los Angeles rattler and soundness from the plant.

Add to section 29-3.02A:

07-15-16

Water must comply with section 90-1.02D.

Replace 3rd in the 2nd paragraph in section 29-3.03 with:

07-15-16

4th

^^

30 RECLAIMED PAVEMENT

07-15-16

Replace section 30-1.01C(2)(c) in the 1st paragraph of section 30-3.01C(2)(c) with:

07-15-16

section 30-1.01C(3)(c)

07-15-16

07-15-16

Quality characteristic	Test method	Requirement
Moisture content before HMA paving	California Test 226	< 50% of OMC
Asphalt binder expansion ratio (min, %)	Note a	10
Asphalt binder half-life (seconds, min)		12
Gradation (% passing) Sieve Size: 3 inch 2 inch 1-1/2 inch	California Test 202	100 95–100 85–100
Moisture content Maximum Minimum	California Test 226	OMC OMC - 2%
In-place wet density (lb/cu ft)	California Test 216	Report only
Relative compaction (min, %)	California Test 231	98
Indirect dry tensile strength (psi) ^b	California Test 371	90% of mix design value
Indirect wet tensile strength (psi) ^b	California Test 371	90% of mix design value
Tensile strength ratio (%)	California Test 371	90% of mix design value

^aTest at the foaming temperature and percentage of foaming water by dry weight of FDR—foamed asphalt material designated in the mix design. To test asphalt binder expansion ratio and half-life, use a pail of known volume and a dipstick calibrated for the pail. From the inspection nozzle on the asphalt binder spray bar, inject foamed asphalt into the pail without exceeding the pail's capacity. With the dipstick, immediately measure and record the level of foamed asphalt in the pail. Record the half-life in seconds from the time the injection of foamed asphalt in the pail is turned off to half the dip stick reading after peak. Calculate the expansion ratio as the volume of the foamed asphalt upon injection divided by the volume of the unfoamed asphalt binder.

^bFrom material passing the 1-inch sieve, compact 6 specimens under California Test 304, Part 2. Cure the specimens at 100 °F for 72 hours and allow the specimens to cool to room temperature. Test 3 specimens for dry tensile strength under California Test 371. Test 3 specimens for wet tensile strength under California Test 371 after moisture conditioning.

07-15-16

07-15-16

07-15-16

07-15-16

[illegible]

DIVISION V SURFACINGS AND PAVEMENTS

37 BITUMINOUS SEALS

07-15-16

Replace section 37 with:

07-15-16

37 SEAL COATS

37-1 GENERAL

37-1.01 GENERAL

37-1.01A Summary

Section 37-1 includes general specifications for applying seal coats.

37-1.01B Definitions

Reserved

37-1.01C Submittals

At least 10 days before the preconstruction meeting submit a list of participants in the preconstruction meeting. Provide each participant's name, employer, title, and role in the production and placement of the seal coats.

At least 10 days before starting seal coat activities, submit the names of the authorized laboratories for quality control testing.

For each delivery of asphalt binder or asphaltic emulsion to the job site, submit a certificate of compliance and a copy of the specified test results.

For a seal coat that uses crumb rubber modifier, submit a Crumb Rubber Usage Report form monthly and at the end of project.

37-1.01D Quality Assurance

37-1.01D(1) General

For aggregate testing, quality control laboratories must be in compliance with the Department's Independent Assurance Program to be an authorized laboratory. Quality control personnel must be qualified under the Department's Independent Assurance Program.

For emulsion testing, quality control laboratories must participate in the AASHTO Material's Reference Laboratory proficiency sample program.

37-1.01D(2) Preconstruction Meeting

Hold a preconstruction meeting within 5 days before start of seal coat work at a mutually agreed time and place with the Engineer and your:

1. Project superintendent
2. Project foreman
3. Traffic control foreman

Make arrangements for the conference facility. Preconstruction meeting participants must sign an attendance sheet provided by the Engineer. Be prepared to discuss:

1. Quality control testing
2. Acceptance testing
3. Seal coat placement
4. Proposed application rates for asphaltic emulsion or asphalt binder and aggregate.
5. Training on placement methods
6. Checklist of items for proper placement
7. Unique issues specific to the project, including:
 - 7.1. Weather
 - 7.2. Alignment and geometrics
 - 7.3. Traffic control requirements

- 7.4. Haul distances
- 7.5. Presence and absence of shaded areas
- 7.6. Any other local conditions
- 8. Contingency plan for material deliveries, equipment breakdowns, and traffic handling
- 9. Who in the field has authority to adjust application rates and how adjustments will be documented
- 10. Schedule of sweepings

37-1.02 MATERIALS

Not Used

37-1.03 CONSTRUCTION

37-1.03A General

If seal coat activities affect access to public parking, residential property, or commercial property, post signs at 100-foot intervals on the affected streets. Signs must display *No Parking – Tow Away*. Signs must state the dates and hours parking or access will be restricted. Notify residents, businesses, and local agencies at least 24 hours before starting activities. The notice must:

- 1. Describe the work to be performed
- 2. Detail streets and limits of activities
- 3. Indicate dates and work hours
- 4. Be authorized

Asphaltic emulsion or asphalt binder for seal coats may be reheated if necessary. After loading the asphaltic emulsion or asphalt binder into a truck for transport to the job site, do not heat asphaltic emulsion above 160 degrees F and asphalt rubber binder above 425 degrees F. During reheating, circulate or agitate the asphaltic emulsion or asphalt binder to prevent localized overheating.

Except for fog seals, apply quick setting Grade 1 asphaltic emulsions at a temperature from 75 to 130 degrees F and apply quick setting Grade 2 asphaltic emulsions at a temperature from 110 to 185 degrees F.

You determine the application rates for asphaltic emulsion or asphalt binder and aggregate and the Engineer authorizes the application rates.

37-1.03B Equipment

A self-propelled distributor truck for applying asphaltic emulsion or asphalt binder must be equipped with:

- 1. Pressure-type system with insulated tanks with circulating unit
- 2. Spray bars:
 - 2.1. With minimum length of 9 feet and full-circulating type
 - 2.2. With full-circulating-type extensions if needed to cover a greater width
 - 2.3. Adjustable to allow positioning at various heights above the surface to be treated
 - 2.4. Operated by levers such that 1 or all valves may be quickly opened or closed in one operation
- 3. Devices and charts to provide for accurate and rapid determination and control of asphaltic emulsion or asphalt binder quantities being applied. Include an auxiliary wheel type meter that registers:
 - 3.1. Speed in ft/min
 - 3.2. Trip by count
 - 3.3. Total distance in feet
- 4. Distribution system:
 - 4.1. Capable of producing a uniform application of asphaltic emulsion or asphalt binder in controlled quantities ranging from 0.02 to 1 gal/sq yd of surface and at a pressure ranging from 25 to 75 psi
 - 4.2. Pumps that spray asphaltic emulsion or asphalt binder within 0.02 gal/sq yd of the set rate
 - 4.3. With a hose and nozzle for application of asphaltic emulsion to areas inaccessible to the spray bar
 - 4.4. With pressure gauges and a thermometer for determining temperatures of the asphaltic emulsion or asphalt binder

You may use cab-controlled valves for the application of asphaltic emulsion or asphalt binder. The valves controlling the flow from nozzles must act positively to provide a uniform unbroken application of asphaltic emulsion or asphalt binder.

Maintain distributor and storage tanks at all times to prevent dripping.

37-1.04 PAYMENT

Not Used

37-2 CHIP SEALS

37-2.01 GENERAL

37-2.01A General

37-2.01A(1) Summary

Section 37-2.01 includes general specifications for applying chip seals.

37-2.01A(2) Definitions

Reserved

37-2.01A(3) Submittals

At least 15 days before starting placement of chip seal, submit:

1. Samples for:
 - 1.1. Asphaltic emulsion chip seal, two 1-quart wide mouth plastic containers with screw top lid of asphaltic emulsion
 - 1.2. Polymer modified asphaltic emulsion chip seal, two 1-quart wide mouth plastic containers with screw top lid of polymer modified asphaltic emulsion
 - 1.3. Asphalt rubber binder chip seal, two 1-quart cans of base asphalt binder
 - 1.4. Asphalt rubber binder chip seal, five 1-quart cans of asphalt rubber binder
2. Asphaltic emulsion, polymer modified asphaltic emulsion, asphalt binder or asphalt rubber binder data as follows:
 - 2.1. Supplier and Type/Grade of asphaltic emulsion or asphalt binder
 - 2.2. Type of modifier used including polymer or crumb rubber or both
 - 2.3. Percent of crumb rubber, if used as modifier
 - 2.4. Copy of the specified test results for asphaltic emulsion or asphalt binder
3. 50 lb of uncoated aggregate
4. Aggregate test results for the following:
 - 4.1. Gradation
 - 4.2. Los Angeles Rattler
 - 4.3. Percent of crushed particles
 - 4.4. Flat and elongated particles
 - 4.5. Film stripping
 - 4.6. Cleanness value
 - 4.7. Durability
5. Vialit test results

Submit quality control test results for the quality characteristics within the reporting times allowance after sampling shown in the following table:

Quality Control Test Result Reporting

Quality characteristic	Maximum reporting time allowance
Los Angeles Rattler loss (max, %)	48 hours
Percent of crushed particles (min, %)	48 hours
Flat and elongated particles (max by weight at 3:1, %)	48 hours
Film stripping (max, %)	48 hours
Durability (min)	48 hours
Gradation (percentage passing)	24 hours
Cleanness value (min)	24 hours
Asphaltic emulsion spread rate (gal/sq yd)	24 hours

Within 3 days after taking asphaltic emulsion or asphalt binder quality control samples, submit the authorized laboratory's test results.

37-2.01A(4) Quality Assurance

37-2.01A(4)(a) General

Reserved

37-2.01A(4)(b) Quality Control

37-2.01A(4)(b)(i) General

Reserved

37-2.01A(4)(b)(ii) Aggregate

All tests must be performed on uncoated aggregate except for film stripping which must be performed on precoated aggregate.

For aggregate, the authorized laboratory must perform sampling and testing at the specified frequency and location for the following quality characteristics:

Aggregate Quality Control Requirements

Quality characteristic	Test method	Minimum sampling and testing frequency	Location of sampling
Los Angeles Rattler loss (max, %) At 100 revolutions At 500 revolutions	California Test 211	1st day of production	See California Test 125
Percent of crushed particles Coarse aggregate (min, %) One-fractured face Two-fractured faces Fine aggregate (min, %) (Passing No. 4 sieve and retained on No. 8 sieve) One fractured face	AASHTO T 335	1st day of production	See California Test 125
Flat and elongated particles (max by weight at 3:1, %)	ASTM D4791	1st day of production	See California Test 125
Film stripping (max, %)	California Test 302	1st day of production	See California Test 125
Durability (min)	California Test 229	1st day of production	See California Test 125
Gradation (% passing)	California Test 202	2 per day	See California Test 125
Cleanness value (min)	California Test 227	2 per day	See California Test 125

37-2.01A(4)(b)(iii) Chip Seals

For a chip seal, the authorized laboratory must perform sampling and testing at the specified frequency and location for the following quality characteristics:

Chip Seal Quality Control Requirements

Quality characteristic	Test method	Minimum sampling and testing frequency	Location of sampling
Asphaltic emulsion binder spread rate (gal/sq yd)	California Test 339	1 per day per distributor truck	Pavement surface

37-2.01A(4)(c) Department Acceptance

Department Acceptance shall not apply to identified areas where the existing surfacing before application of chip seal, contains defective areas as determined by the Engineer and Contractor. At least 7 days

before starting placement of the chip seal, the Contractor shall submit a written list of existing defective areas, identifying the lane direction, lane number, starting and ending highway post mile locations, and defect type. The Engineer must agree on which of the identified areas are defective.

Defective areas are defined as one of the following:

1. Areas with wheel path rutting in excess of 3/8 inch when measured by placing a straightedge 12 feet long on the finished surface perpendicular to the center line and measuring the vertical distance between the finished surface and the lower edge of the straightedge
2. Areas exhibiting flushing

For a chip seal, acceptance is based on visual inspection for the following:

1. Uniform surface texture
2. Raveling, which consists of the separation of the aggregate from the asphaltic emulsion or asphalt binder
3. Flushing, which consists of the occurrence of a film of asphaltic material on the surface of the chip seal.
4. Streaking, which consists of alternating longitudinal bands of asphaltic emulsion or asphalt binder without uniform aggregate retention, approximately parallel with the lane line.

Areas of raveling, flushing or streaking that are greater than 0.5 sq ft shall be considered defective and must be repaired.

Raveling and streaking must be repaired by placing an additional layer of chip seal over the defective area.

For asphaltic emulsion or asphalt binder, acceptance is based on the Department's sampling and testing for compliance with the requirements for the quality characteristics specified.

For aggregate, acceptance is based on the Department's sampling and testing for compliance with the requirements shown in the following table:

Chip Seal Aggregate Acceptance Criteria

Quality characteristic	Test method	Requirements
Los Angeles Rattler loss (max, %)		
At 100 revolutions	California Test 211	10
At 500 revolutions		40
Percent of crushed particles:	AASHTO T 335	
Coarse aggregate (min, %)		
One-fractured face		95
Two-fractured faces		90
Fine aggregate (min, %)		
(Passing No. 4 sieve and retained on No. 8 sieve)		
One fractured face		70
Flat and elongated particles (max by weight at 3:1, %)	ASTM D4791	10
Film stripping (max, %)	California Test 302	25
Durability (min)	California Test 229	52
Gradation (% passing by weight)	California Test 202	Aggregate Gradation table shown under Materials for the chip seal type specified.
Cleanness value (min)	California Test 227	80

If test results for the aggregate gradation do not comply with specifications, you may remove the chip seal represented by these tests or request that it remain in place with a payment deduction. The deduction is \$1.75 per ton for the aggregate represented by the test results.

If test results for aggregate cleanness value do not comply with the specifications, you may remove the chip seal represented by these tests or you may request that the chip seal remain in place with a pay deduction corresponding to the cleanness value shown in the following table:

Chip Seal Cleanness Value Deductions

Cleanness value	Deduction
80 or over	None
79	\$2.00 /ton
77-78	\$4.00 /ton
75-76	\$6.00 /ton

If the aggregate cleanness value is less than 75, remove the chip seal.

37-2.01B Materials

37-2.01B(1) General

Reserved

37-2.01B(2) Asphaltic Emulsions and Asphalt Binders

Reserved

37-2.01B(3) Aggregate

37-2.01B(3)(a) General

Aggregate must be broken stone, crushed gravel, or both.

Aggregate must comply with the requirements shown in the following table:

Chip Seal Aggregate Requirements

Quality characteristic	Test method	Requirements
Los Angeles Rattler loss (max, %)		
At 100 revolutions	California Test 211	10
At 500 revolutions		40
Percent of crushed particles	AASHTO T 335	
Coarse aggregate (min, %)		
One-fractured face		95
Two-fractured faces		90
Fine aggregate (min, %)		
(Passing No. 4 sieve and retained on No. 8 sieve)		
One fractured face		70
Flat and elongated particles (max by weight at 3:1, %)	ASTM D4791	10
Film stripping (max, %)	California Test 302	25
Durability (min)	California Test 229	52
Gradation (% passing by weight)	California Test 202	Aggregate Gradation table shown under Materials for the chip seal type specified.
Cleanness value (min)	California Test 227	80

The authorized laboratory must conduct the Vialit test using the proposed asphaltic emulsion or asphalt binder and aggregate for compliance with the requirements shown in the following table:

Chip Retention Requirements

Quality characteristic	Test method	Requirement
Chip retention (%)	Vialit test method for aggregate in chip seals, French chip (Modified) ^a	95

^aThe asphaltic emulsion or asphalt binder must be within the field placement temperature range and application rate during specimen preparation. For asphalt binder cure the specimen for first 2 hours at 100 °F.

37-2.01B(3)(b) Precoated Aggregate

Precoating of aggregate must be performed at a central mixing plant. The plant must be authorized under the Department's *MPQP*.

When precoating aggregate, do not recombine fine materials collected in dust control systems.

Precoated aggregate must be preheated from 260 to 325 degrees F. Coat with any of the asphalts specified in the table titled "Performance Graded Asphalt Binder" in section 92. The asphalt must be from 0.5 to 1.0 percent by weight of dry aggregate. You determine the exact asphalt rate for precoating of aggregate.

Do not stockpile precoated aggregate.

37-2.01C Construction

37-2.01C(1) General

For chip seals on 2-lane, 2-way roadways, place a W8-7 (LOOSE GRAVEL) sign and a W13-1 (35) plaque at 2,000-foot maximum intervals along each side of the traveled way where aggregate is spread on a traffic lane and at public roads or streets entering the chip seal area. Place the 1st W8-7 sign in each direction where traffic first encounters the loose aggregate, regardless of which lane the aggregate is spread on. A W13-1 (35) plaque is not required where the posted speed limit is less than 40 mph.

For chip seals on freeways, expressways, and multilane conventional highways, place a W8-7, (LOOSE GRAVEL) sign and a W13-1 (35) plaque at 2,000-foot maximum intervals along the outside edge of the traveled way nearest to the lane worked on, at on ramps, and at public roads or streets entering the chip seal area. Place the 1st W8-7 sign where the aggregate starts with respect to the direction of travel on that lane. A W13-1 (35) plaque is not required where the posted speed limit is less than 40 mph.

Pilot cars must have cellular or radio contact with other pilot cars and personnel in the work zone. The maximum speed of the pilot cars conveying or controlling traffic through the traffic control zone must be 15 mph on 2-lane, two-way highways and 25 mph on multilane divided and undivided highways. Pilot cars must only use traffic lanes open to traffic.

On the days that closures are not allowed, you may use a moving closure to maintain the seal coat surface. The moving closure is only allowed during daylight hours when traffic will be the least inconvenienced and delayed. The Engineer determines the hours for the moving closure.

Maintain signs in place at each location until the final sweeping of the chip seal surface for that location is complete. Signs may be set on temporary portable supports with the W13-1 sign below the W8-7 sign or on barricades with the W13-1 sign alternating with the W8-7 sign.

Schedule chip seal activities so that the chip seals are placed on both lanes of the traveled way each work shift.

If traffic is routed over a surface where a chip seal application is intended, the chip seal must not be applied to more than half the width of the traveled way at a time, and the remaining width must be kept free of obstructions and open to traffic until the previously applied width is ready for traffic use.

Wherever maintenance sweeping of the chip seal surface is complete, place permanent traffic stripes and pavement markings within 10 days.

If you fail to place the permanent traffic stripes and pavement markings within the specified time, the Department withholds 50 percent of the estimated value of the chip seal work completed that has not received permanent traffic stripes and pavement markings.

37-2.01C(2) Equipment

Equipment for chip seals must include and comply with the following:

1. Aggregate haul trucks must have:
 - 1.1. Tailgate that discharge aggregate
 - 1.2. Device to lock onto the rear aggregate spreader hitch
 - 1.3. Dump bed that will not push down on the spreader when fully raised
 - 1.4. Dump bed that will not spill aggregate on the roadway when transferred to the spreader hopper
 - 1.5. Tarpaulin to cover precoated aggregate when haul distance exceeds 30 minutes or ambient temperature is less than 65 degrees F
2. Self-propelled aggregate spreaders must have:
 - 2.1. Aggregate hopper in the rear
 - 2.2. Belt conveyor that carries the aggregate to the front
 - 2.3. Spreading hopper capable of providing a uniform aggregate spread rate over the entire width of the traffic lane in 1 application.
3. Self-propelled power brooms must:
 - 3.1. Not be steel-tined brooms on emulsion chip seals
 - 3.2. Be capable of removing loose aggregate adjacent to barriers that prevent aggregate from being swept off the roadway, including curbs, gutters, dikes, berms, and railings
4. Pneumatic or foam filled rubber tired rollers must:
 - 4.1. Be an oscillating type at least 4 feet wide
 - 4.2. Be self-propelled and reversible
 - 4.3. Have tires of equal size, diameter, type, and ply
 - 4.4. Carry at least 3,000 lbs of load on each wheel
 - 4.5. Have tires with an air pressure of 100 ± 5 psi or be foam filled

37-2.01C(3) Surface Preparation

Before applying chip seals, cover manholes, valve and monument covers, grates, or other exposed facilities located within the area of application, using a plastic or oil resistant construction paper secured by tape or adhesive to the facility being covered. Reference the covered facilities with enough control points to relocate the facilities after the application of the chip seal.

Immediately before applying chip seals, clean the surface to receive a chip seal by removing any extraneous material affecting adhesion of the chip seal with the existing surface and drying. Use self-propelled power brooms to clean the existing pavement.

37-2.01C(4) Placement

37-2.01C(4)(a) General

Schedule the operations so that chip seals are placed on both lanes of the traveled way each work shift. At the end of the work shift, the end of the chip seals on both lanes must generally match.

37-2.01C(4)(b) Applying Asphaltic Emulsions or Asphalt Binders

Prevent spraying on existing pavement not intended for chip seals or on previously applied chip seals using a material such as building paper. Remove the material after use.

Align longitudinal joints between chip seal applications with designated traffic lanes.

For asphaltic emulsion or asphalt binder, overlap longitudinal joints by not more than 4 inches. You may overlap longitudinal joints up to 8 inches if authorized.

For areas not accessible to a truck distributor bar apply:

1. Asphaltic emulsions by hand spraying
2. Asphalt binders with a squeegee or other authorized means

You may overlap the asphaltic emulsion or asphalt binder applications before the application of aggregate at longitudinal joints.

Do not apply the asphaltic emulsion or asphalt binder unless there is sufficient aggregate at the job site to cover the asphaltic emulsion or asphalt binder.

Discontinue application of asphaltic emulsion or asphalt binder early enough to comply with lane closure requirements. Apply to 1 lane at a time and cover the lane width entirely in 1 operation.

37-2.01C(4)(c) Spreading Aggregates

37-2.01C(4)(c)(i) General

Prevent vehicles from driving on asphaltic emulsion or asphalt binder before spreading aggregate.

Spread aggregate within 10 percent of your determined rate.

Spread aggregate at a uniform rate over the full lane width in 1 application. Apply to 1 lane at a time.

Sweep excess aggregate at joints before spreading adjacent aggregate.

Operate the spreader at speeds slow enough to prevent aggregate from rolling over after dropping.

If the spreader is not moving, aggregate must not drop. If you stop spreading and aggregate drops, remove the excess aggregate before resuming activities.

37-2.01C(4)(c)(ii) Precoated Aggregate Application

During transit, cover precoated aggregate with tarpaulins if the ambient air temperature is below 65 degrees F or the haul time exceeds 30 minutes.

When applied, precoated aggregate must be from 225 to 325 degrees F.

37-2.01C(4)(d) Finishing

37-2.01C(4)(d)(i) General

Remove piles, ridges, or unevenly distributed aggregate. Repair permanent ridges, bumps, streaks or depressions in the finished surface. Spread additional aggregate and roll if aggregate is picked up by rollers or vehicles.

Chip seal joints between adjacent applications of a chip seal must be smooth, straight, uniform, and completely covered.

A coverage is 1 roller movement over the entire width of lane. A pass is 1 roller movement parallel to the chip seal application in either direction. Overlapping passes are part of the coverage being made and are not part of a subsequent coverage. Do not start a new coverage until completing the previous coverage.

Before opening to traffic, finish the chip seals in the following sequence:

1. Perform initial rolling consisting of 1 coverage with a pneumatic-tired roller
2. Perform final rolling consisting of 2 coverages with a pneumatic-tired roller
3. Sweep excess aggregate from the roadway and adjacent abutting areas
4. Apply a flush coat if specified
5. Remove covers from the facilities

37-2.01C(4)(d)(ii) Traffic Control With Pilot Car

For 2-lane 2-way roadways under 1-way traffic control, upon completion of final rolling, traffic must be controlled with pilot cars and routed over the new chip seal for a period of 2 to 4 hours before opening the lane to traffic not controlled with pilot cars.

For multilane roadways, when traffic is controlled with pilot cars, a maximum of 1 lane in the direction of travel must be open to traffic. Traffic must be controlled with pilot cars and be routed on the new chip seal surface of the lane for a minimum of 2 hours after completion of the initial sweeping and before opening the lane to traffic not controlled with pilot cars. Once traffic controlled with pilot cars is routed over the chip seal at a particular location, continuous control must be maintained at that location until the chip seal placement and sweeping on adjacent lanes to receive a chip seal is completed.

37-2.01C(4)(d)(iii) Sweeping

Sweeping must be performed after the chip seal has set and there is no damage or dislodging of aggregate from the chip seal surface. As a minimum, sweeping is required at the following times:

1. On 2-lane 2-way roadways, from 2 to 4 hours after traffic, controlled with pilot cars, has been routed on the chip seal
2. On multilane roadways, from 2 to 4 hours after aggregate have been placed
3. In addition to previous sweeping, perform final sweeping immediately before opening any lane to public traffic, not controlled with pilot cars

37-2.01C(4)(d)(iv) Excess Aggregate

Dispose of excess aggregate. If ordered, salvaging and stockpiling of excess aggregate is change order work.

37-2.01C(4)(e) Chip Seal Maintenance

Perform sweeping on the morning following the application of aggregate on any lane that has been open to traffic not controlled with pilot cars and before starting any other activities.

Chip seal surfaces must be maintained for 4 consecutive days from the day aggregate is applied. Maintenance must include sweeping to maintain a surface free of loose aggregate and to prevent formation of corrugations. Sweeping must not dislodge aggregate set in asphaltic emulsion or asphalt binder.

After 4 consecutive days, excess aggregate must be removed from the paved areas.

37-2.01D Payment

If there is no bid item for traffic control system, furnishing and using a pilot car is included in the various items of the work involved in applying the chip seal.

The payment quantity for precoated aggregate is the weight measured after the aggregate is preheated and precoated with asphalt binder.

If recorded batch weights are printed automatically, the payment quantity for aggregate is the weight determined from the printed batch weights if:

1. Total weight for the precoated aggregate per batch is printed
2. Total asphalt binder weight per batch is printed
3. Zero tolerance weight is printed before weighing the first batch and after weighing the last batch for each truckload
4. Time, date, mix number, load number, and truck identification are correlated with a load slip
5. Copy of the recorded batch weights is certified by a licensed weighmaster

37-2.02 ASPHALTIC EMULSION CHIP SEALS

37-2.02A General

37-2.02A(1) Summary

Section 37-2.02 includes specifications for applying asphaltic emulsion chip seals. An asphaltic emulsion chip seal includes applying an asphaltic emulsion, followed by aggregate, and then a flush coat.

A double asphaltic emulsion chip seal is the application of an asphaltic emulsion followed by aggregate, applied twice in sequence and then a flush coat.

37-2.02A(2) Definitions

Reserved

37-2.02A(3) Submittals

Immediately after sampling, submit two 1-quart plastic containers of asphaltic emulsion taken in the presence of the Engineer. Samples must be submitted in insulated shipping container.

37-2.02A(4) Quality Assurance**37-2.02A(4)(a) General**

Reserved

37-2.02A(4)(b) Quality Control**37-2.02A(4)(b)(i) General**

Reserved

37-2.02A(4)(b)(ii) Asphaltic Emulsions

Circulate asphaltic emulsion in the distributor truck before sampling. Take samples from the distributor truck at mid load or from a sampling tap or thief. Before taking samples, draw and dispose of 1 gallon. In the presence of the Engineer, take two 1-quart samples in a plastic container with lined sealed lid for acceptance testing.

For asphaltic emulsion, the authorized laboratory must perform quality control sampling and testing at the specified frequency and location for the following quality characteristics:

Asphaltic Emulsion

Quality characteristic	Test method	Minimum sampling and testing frequency	Sampling location
Saybolt Furol Viscosity, at 25 °C (Saybolt Furol seconds)	AASHTO T 59	Minimum 1 per day per delivery truck	Distributor truck
Sieve Test (%)			
Storage stability, 1 day (%)			
Residue by distillation (%)			
Particle charge ^a			
Tests on Residue from Distillation Test:			
Penetration, 25 °C	AASHTO T 49	Minimum 1 per day per delivery truck	Distributor truck
Ductility	AASHTO T 51		
Solubility in trichloroethylene	AASHTO T 44		

^aIf the result of the particle charge is inconclusive, the asphaltic emulsion must be tested for pH under ASTM E70. Grade QS1h asphaltic emulsion must have a minimum pH of 7.3. Grade CQS1h asphaltic emulsion must have a maximum pH of 6.7.

37-2.02A(4)(c) Department Acceptance

Aggregate acceptance is based on the Department's sampling and testing for compliance with the requirements shown in the following table:

Aggregate Gradation Acceptance Criteria

Quality characteristic	Test method	Requirement		
Gradation (% passing by weight)	California Test 202	3/8"	5/16"	1/4"
Sieve size:				
3/4"		--	--	--
1/2"		100	--	--
3/8"		85–100	100	100
No. 4		0–15	0–50	60–85
No. 8		0–5	0–15	0–25
No. 16		--	0–5	0–5
No. 30		--	0–3	0–3
No. 200		0–2	0–2	0–2

37-2.02B Materials**37-2.02B(1) General**

Reserved

37-2.02B(2) Asphaltic Emulsions

Reserved

37-2.02B(3) Aggregate

Aggregate gradation for an asphaltic emulsion chip seal must comply with the requirements shown in the following table:

Asphaltic Emulsion Chip Seal Aggregate Gradation				
Quality characteristic	Test method	Requirement		
Gradation (% passing by weight)	California Test 202	3/8"	5/16"	1/4"
Sieve size:				
3/4"		--	--	--
1/2"		100	--	--
3/8"		85–100	100	100
No. 4		0–15	0–50	60–85
No. 8		0–5	0–15	0–25
No. 16		--	0–5	0–5
No. 30		--	0–3	0–3
No. 200		0–2	0–2	0–2

37-2.02C Construction

37-2.02C(1) General

Reserved

37-2.02C(2) Asphaltic Emulsions

Asphaltic emulsions must be applied within the application rate ranges shown in the following table:

Asphaltic Emulsion Application Rates	
Aggregate gradation	Application rate range (gal/sq yd)
3/8"	0.30–0.45
5/16"	0.25–0.35
1/4"	0.20–0.30

For double asphaltic emulsion chip seals, the asphaltic emulsions must be applied within the application rates shown in the following table:

Asphaltic Emulsion Application Rates	
Double chip seals	Application rate range (gal/sq yd)
1st application	0.30–0.45
2nd application	0.20–0.30

When applied, the temperature of the asphaltic emulsions must be from 130 to 180 degrees F.

Apply asphaltic emulsions when the ambient air temperature is from 65 to 110 degrees F and the pavement surface temperature is at least 80 degrees F.

Do not apply asphaltic emulsions when weather forecasts predict the ambient air temperature will fall below 39 degrees F within 24 hours after application.

37-2.02C(3) Spreading Aggregates

Aggregate must be spread within the spread rate ranges shown in the following table:

Aggregate Spread Rates

Aggregate gradation	Spread rate range (lb/sq yd)
3/8"	20–30
5/16"	16–25
1/4"	12–20

For double asphaltic emulsion chip seals, aggregate must be spread within the spread rate ranges shown in the following table:

Aggregate Spread Rates

Double chip seal	Spread rate range (lb/sq yd)
1st application	23–30
2nd application	12–20

Remove excess aggregate on the 1st application before the 2nd application of asphaltic emulsion.

You may stockpile aggregate for asphaltic emulsion chip seals if you prevent contamination. Aggregate must have a damp surface at spreading. If water visibly separates from the aggregate, do not spread. You may re-dampen aggregate in the delivery vehicle.

Spread aggregate before an asphaltic emulsion sets or breaks.

Do not spread aggregate more than 2,500 feet ahead of the completed initial rolling.

37-2.02D Payment

Not Used

37-2.03 POLYMER MODIFIED ASPHALTIC EMULSION CHIP SEALS

37-2.03A General

37-2.03A(1) Summary

Section 37-2.03 includes specifications for applying polymer modified asphaltic emulsion chip seals. A polymer modified asphaltic emulsion chip seal includes applying a polymer modified asphaltic emulsion, followed by aggregate, and then a flush coat.

A double polymer modified asphaltic emulsion chip seal is the application of a polymer modified asphaltic emulsion followed by aggregate, applied twice in sequence and then a flush coat.

37-2.03A(2) Definitions

Reserved

37-2.03A(3) Submittals

Immediately after sampling, submit two 1-quart cans of polymer modified asphaltic emulsion taken in the presence of the Engineer. A sample must be submitted in an insulated shipping container.

37-2.03A(4) Quality Assurance

37-2.03A(4)(a) General

Reserved

37-2.03A(4)(b) Quality Control

37-2.03A(4)(b)(i) General

Reserved

37-2.03A(4)(b)(ii) Polymer Modified Asphaltic Emulsions

Circulate polymer modified asphaltic emulsions in the distributor truck before sampling. Take samples from the distributor truck at mid load or from a sampling tap or thief. Before taking samples, draw and dispose of 1 gallon. In the presence of the Engineer, take two 1-quart samples for acceptance testing.

For polymer modified asphaltic emulsions, the authorized laboratory must perform quality control sampling and testing at the specified frequency and location for the following quality characteristics:

Polymer Modified Asphaltic Emulsion

Quality characteristic	Test method	Minimum sampling and testing frequency	Sampling location
Saybolt Furol Viscosity, at 50 °C (Saybolt Furol seconds)	AASHTO T 59	Minimum 1 per day per delivery truck	Distributor truck
Settlement, 5 days (max, %)			
Storage stability test, 1 day (max, %)			
Sieve test (max, %)			
Demulsibility (min, %)			
Particle charge			
Ash content (max, %)	ASTM D3723		
Residue by evaporation (min, %)	California Test 331		
Tests on residue from evaporation test:			
Penetration, 25 °C	AASHTO T 49	Minimum 1 per day per delivery truck	Distributor truck
Penetration, 4 °C, 200g for 60 seconds	AASHTO T 49		
Ductility, 25 °C (min, mm)	AASHTO T 51		
Torsional recovery (min, %)	California Test 332		
Ring and Ball Softening Point (min, °F)	AASHTO T 53		

37-2.03A(4)(c) Department Acceptance

Aggregate acceptance is based on the Department's sampling and testing for compliance with the requirements shown in the following table:

Aggregate Gradation Acceptance Criteria

Quality characteristic	Test method	Requirement		
Gradation (% passing by weight)	California Test 202	3/8"	5/16"	1/4"
Sieve size:				
3/4"		--	--	--
1/2"		100	--	--
3/8"		85–100	100	100
No. 4		0–15	0–50	60–85
No. 8		0–5	0–15	0–25
No. 16		--	0–5	0–5
No. 30		--	0–3	0–3
No. 200		0–2	0–2	0–2

37-2.03B Materials

37-2.03B(1) General

Reserved

37-2.03B(2) Polymer Modified Asphaltic Emulsions

A polymer modified asphaltic emulsion must include elastomeric polymer.

A polymer modified asphaltic emulsion must be Grade PMRS2, PMRS2h, PMCRS2, or PMCRS2h. Polymer content in percent by weight does not apply.

A polymer modified asphaltic emulsion must comply with section 94 and the quality characteristic requirements in the following table:

Polymeric Asphaltic Emulsion

Quality characteristic	Test method	Requirement
Penetration, 4 °C, 200g for 60 seconds (min)	AASHTO T 49	6
Ring and Ball Softening Point (min, °F)	AASHTO T 53	135

37-2.03B(3) Aggregate

The aggregate gradation for a polymer modified asphaltic emulsion chip seal must comply with the requirements shown in the following table:

Asphaltic Emulsion Chip Seal Aggregate Gradation

Quality characteristic	Test method	Requirement		
Gradation (% passing by weight) Sieve Size	California Test 202	3/8"	5/16"	1/4"
3/4"		--	--	--
1/2"		100	--	--
3/8"		85–100	100	100
No. 4		0–15	0–50	60–85
No. 8		0–5	0–15	0–25
No. 16		--	0–5	0–5
No. 30		--	0–3	0–3
No. 200		0–2	0–2	0–2

37-2.03C Construction

Polymer modified asphaltic emulsions must be applied within the application rate ranges shown in the following table:

Polymer Modified Asphaltic Emulsion Application Rates

Aggregate gradation	Application rate range (gal/sq yd)
3/8"	0.30–0.45
5/16"	0.25–0.35
1/4"	0.20–0.30

For double polymer modified asphaltic emulsion chip seals, polymer modified asphaltic emulsions must be applied within the application rates shown in the following table:

Polymer Modified Asphaltic Emulsion Application Rates

Double application	Application rate range (gal/sq yd)
1st application	0.30–0.45
2nd application	0.20–0.30

Apply polymer modified asphaltic emulsions when the ambient air temperature is from 60 to 105 degrees F and the pavement surface temperature is at least 80 degrees F.

Do not apply polymer modified asphaltic emulsions when weather forecasts predict the ambient air temperature will fall below 39 degrees F within 24 hours after application.

Aggregate must be spread within the spread rate ranges shown in the following table:

Aggregate Spread Rates

Chip seal type	Spread rate range (lb/sq yd)
3/8"	20–30
5/16"	16–25
1/4"	12–20

For double chip seals, aggregate must be spread within spread rate ranges shown in the following table:

Aggregate Spread Rates

Double application	Spread rate range (lb/sq yd)
1st application	23–30
2nd application	12–20

Remove excess aggregate on the 1st application before the 2nd application of asphaltic emulsion.

You may stockpile aggregate for the polymer modified asphaltic emulsion chip seals if you prevent contamination. Aggregate must have damp surfaces at spreading. If water visibly separates from the aggregate, do not spread. You may redampen aggregate in the delivery vehicle.

Spread aggregate before the polymer modified asphaltic emulsion sets or breaks.

Do not spread aggregate more than 2,500 feet ahead of the completed initial rolling.

37-2.03D Payment

Not Used

37-2.04 ASPHALT RUBBER BINDER CHIP SEALS

37-2.04A General

37-2.04A(1) Summary

Section 37-2.04 includes specifications for applying asphalt rubber binder chip seals.

An asphalt rubber binder chip seal consists of applying asphalt rubber binder followed by heated aggregate precoated with asphalt binder followed by a flush coat.

37-2.04A(2) Definitions

crumb rubber modifier: Combination of ground or granulated high natural scrap tire crumb rubber and scrap tire crumb rubber derived from waste tires described in Pub Res Code § 42703.

descending viscosity reading: Subsequent viscosity reading at least 5 percent lower than the previous viscosity reading.

high natural scrap tire crumb rubber: Material containing 40 to 48 percent natural rubber.

scrap tire crumb rubber: Any combination of vehicle tires or tire buffing.

37-2.04A(3) Submittals

At least 5 business days before use, submit the permit issued by the local air district for asphalt rubber binder field blending equipment and application equipment. If an air quality permit is not required by the local air district for producing asphalt rubber binder, submit verification from the local air district that an air quality permit is not required.

For each delivery of asphalt rubber binder ingredients to the job site, submit a certificate of compliance with a copy of the specified test results.

Submit a certified volume or weight slip for each delivery of asphalt rubber binder ingredients and asphalt rubber binder.

Submit a SDS for each asphalt rubber binder ingredient and the asphalt rubber binder.

At least 15 days before use, submit:

1. Samples of each asphalt rubber binder ingredient:
 - 1.1. 2 lbs of scrap tire crumb rubber
 - 1.2. 2 lbs of high natural scrap tire crumb rubber
 - 1.3. Two 1-quart cans of base asphalt binder
 - 1.4. Two 1-quart cans of asphalt modifier
2. Asphalt rubber binder formulation and data as follows:
 - 2.1. For asphalt modifier, include:
 - 2.1.1. Source of asphalt modifier
 - 2.1.2. Type of asphalt modifier
 - 2.1.3. Percentage of asphalt modifier by weight of asphalt binder
 - 2.1.4. Percentage of combined asphalt binder and asphalt modifier by weight of asphalt rubber binder
 - 2.1.5. Test results for the specified quality characteristics
 - 2.2. For crumb rubber modifier, include:
 - 2.2.1. Each source and type of scrap tire crumb rubber and high natural scrap tire crumb rubber
 - 2.2.2. Percentage of scrap tire crumb rubber and high natural scrap tire crumb rubber by total weight of asphalt rubber binder
 - 2.2.3. Test results for the specified quality characteristics
 - 2.3. For asphalt rubber binder, include minimum reaction time and temperature

Immediately after sampling, submit five 1-quart cans of asphalt rubber binder taken in the presence of the Engineer. Sample must be submitted in insulated shipping containers.

Submit notification 15 minutes before each viscosity test or submit a schedule of testing times.

Submit the log of asphalt rubber binder descending viscosity test results within 1 business day after sampling.

Submit asphalt rubber binder quality control viscosity test results within 1 business day after sampling.

37-2.04A(4) Quality Assurance

37-2.04A(4)(a) General

The equipment used in producing asphalt rubber binder and the equipment used in spreading asphalt rubber binder must be permitted for use or exempted by the local air district.

37-2.04A(4)(b) Quality Control

37-2.04A(4)(b)(i) General

Reserved

37-2.04A(4)(b)(ii) Asphalt Modifiers

For asphalt modifiers, the authorized laboratory must perform quality control sampling and testing at the specified frequency for the following quality characteristics:

Asphalt Modifier for Asphalt Rubber Binder		
Quality characteristic	Test method	Frequency
Viscosity	ASTM D445	1 per shipment
Flash point	ASTM D92	
Molecular Analysis:		
Asphaltenes	ASTM D2007	1 per shipment
Aromatics	ASTM D2007	

37-2.04A(4)(b)(iii) Crumb Rubber Modifiers

Sample and test scrap tire crumb rubber and high natural scrap tire crumb rubber separately.

Perform quality control sampling and testing at the specified frequency for the following quality characteristics:

Crumb Rubber Modifier

Quality characteristic	Test method	Frequency
Scrap tire crumb rubber gradation	California Test 385	1 per 10,000
High natural scrap tire crumb rubber gradation	California Test 385	1 per 3,400 lb
Wire in CRM	California Test 385	1 per 10,000 lb
Fabric in CRM	California Test 385	
CRM particle length	--	
CRM specific gravity	California Test 208	
Natural rubber content in high natural scrap tire crumb rubber	ASTM D297	1 per 3,400 lb

37-2.04A(4)(b)(iv) Asphalt Rubber Binders

For asphalt rubber binders, the authorized laboratory must perform quality control sampling and testing at the specified frequency and location for the following quality characteristics:

Asphalt Rubber Binder Quality Control Requirements

Quality characteristic	Test method	Sampling location	Frequency
Descending viscosity ^a at 375 °F (Pa•s x 10 ⁻³)	ASTM D7741	Reaction vessel	1 per lot ^b
Viscosity at 375 °F (Pa•s x 10 ⁻³)	ASTM D7741	Distribution truck	15 minutes before use per lot ^b
Cone penetration at 25 °C (0.10 mm)	ASTM D217	Distribution truck	1 per lot ^b
Resilience at 25 °C (% rebound)	ASTM D5329		
Softening point (°C)	ASTM D36		

^aStart taking viscosity readings at least 45 minutes after adding crumb rubber modifier and continue taking viscosity readings every 30 minutes until 2 consecutive descending viscosity readings have been obtained and the final viscosity complies with the specification requirement.

^bA lot is defined in the *MPQP*.

Retain samples from each lot. Test samples for cone penetration, resilience, and softening point for the first 3 lots and if all 3 lots pass, the testing frequency may be reduced to once for every 3 lots.

If QC test results indicate that the asphalt rubber binder does not comply with the specifications, take corrective action and notify the Engineer.

37-2.04A(4)(c) Department Acceptance

37-2.04A(4)(c)(i) General

Reserved

37-2.04A(4)(c)(ii) Asphalt Modifiers

The Department accepts asphalt modifier based on compliance with the requirements shown in the following table:

Asphalt Modifier for Asphalt Rubber Binder

Quality characteristic	Test method	Requirement
Viscosity at 100 °C (m ² /s x 10 ⁻⁶)	ASTM D445	X ± 3 ^a
Flash point (min, °C)	ASTM D92	207
Molecular Analysis:		
Asphaltenes (max, % by mass)	ASTM D2007	0.1
Aromatics (min, % by mass)	ASTM D2007	55

^aThe symbol "X" is the asphalt modifier viscosity.

37-2.04A(4)(c)(iii) Crumb Rubber Modifiers

Scrap tire CRM and high natural CRM are sampled and tested separately.

The Department accepts scrap tire CRM and high natural CRM based on compliance with the requirements shown in the following table:

Crumb Rubber Modifier for Asphalt Rubber Binder

Quality characteristic	Test method	Requirement
Wire in CRM (max, %)	California Test 385	0.01
Fabric in CRM (max, %)	California Test 385	0.05
CRM particle length (max, in)	--	3/16
CRM specific gravity	California Test 208	1.1–1.2
Natural rubber content in high natural CRM (%)	ASTM D297	40.0–48.0

The Department accepts CRM gradation based on the requirements shown in the following table:

Crumb Rubber Modifier Gradation Requirements

Quality characteristic	Test method	Requirement			
Gradation (% passing by weight) Sieve size:	California Test 385	Scrap tire crumb rubber		High natural scrap tire crumb rubber	
		Operating range	Contract compliance	Operating range	Contract compliance
No. 8		100	100	--	--
No. 10		95–100	90–100	100	100
No. 16		35–85	32–88	92–100	85–100
No. 30		2–25	1–30	25–95	20–98
No. 50		0–10	0–15	6–35	2–40
No. 100		0–5	0–10	0–7	0–10
No. 200		0–2	0–5	0–3	0–5

If a test result for CRM gradation does not comply with the specifications, the Department deducts the corresponding amount for each gradation test as shown in the following table:

Material	Gradation test result ^a	Deduction
Scrap tire crumb rubber	Operating range < TR < Contract compliance	\$250
Scrap tire crumb rubber	TR > Contract compliance	\$1,100
High natural scrap tire crumb rubber	Operating range < TR < Contract compliance	\$250
High natural scrap tire crumb rubber	TR > Contract compliance	\$600

^aTest Result = TR

Each gradation test for scrap tire crumb rubber represents 10,000 lb or the quantity used in that day's production, whichever is less.

Each gradation test for high natural scrap tire crumb rubber represents 3,400 lb or the quantity used in that day's production, whichever is less.

37-2.04A(4)(c)(iv) Asphalt Rubber Binders

For Department acceptance testing, take a sample of asphalt rubber binder in the Engineer's presence every 5 lots or once a day, whichever is greater. Each sample must be in five 1-quart cans with an open top and friction lid.

For an asphalt rubber binder, acceptance is based on the Department's sampling and testing for compliance with the requirements shown in the following table:

Asphalt Rubber Binder

Quality characteristic	Test method	Requirement
Cone penetration at 25 °C (0.10 mm)	ASTM D217	25–60
Resilience at 25 °C (% rebound)	ASTM D5329	18–50
Softening point (°C)	ASTM D36	55–88
Viscosity at 375 °F (Pa•s x 10 ⁻³) ^a	ASTM D7741	1,500–2,500

^aPrepare sample for viscosity test under California Test 388.

37-2.04A(4)(c)(v) Precoated Aggregate

The Department accepts precoated aggregate based on compliance with the requirements shown in the following table:

Precoated Aggregate Gradation Acceptance Criteria

Quality Characteristic	Test method	Requirement
1/2" gradation (% passing by weight)	California Test 202	
Sieve size:		
3/4"		100
1/2"		85–90
3/8"		0–30
No. 4		0–5
No. 8		--
No. 200		0–1
3/8" gradation (% passing by weight)	California Test 202	
Sieve size:		
3/4"		100
1/2"		95–100
3/8"		70–85
No. 4		0–15
No. 8		0–5
No. 200		0–1

37-2.04B Materials

37-2.04B(1) General

Reserved

37-2.04B(2) Asphalt Binders

Asphalt binder used as the base binder for asphalt rubber binder must comply with the specifications for asphalt binder. Do not modify asphalt binder with polymer.

37-2.04B(3) Asphalt Modifiers

An asphalt modifier must be a resinous, high flash point, and aromatic hydrocarbon. An asphalt modifier must comply with the requirements shown in the following table:

Asphalt Modifier for Asphalt Rubber Binder

Quality characteristic	Test method	Requirement
Viscosity at 100 °C (m ² /s x 10 ⁻⁶)	ASTM D445	X ± 3 ^a
Flash point (min, CL.O.C., °C)	ASTM D92	207
Molecular analysis:		
Asphaltenes by mass (max, %)	ASTM D2007	0.1
Aromatics by mass (min, %)	ASTM D2007	55

^aX denotes the proposed asphalt modifier viscosity from 19 to 36. A change in X requires a new asphalt rubber binder submittal.

37-2.04B(4) Crumb Rubber Modifiers

The CRM to be used must be on the Authorized Materials List for crumb rubber modifier.

The CRM must be ground or granulated at ambient temperature.

Scrap tire crumb rubber and high natural scrap tire crumb rubber must be delivered to the asphalt rubber binder production site in separate bags.

Steel and fiber must be separated. If steel and fiber are cryogenically separated, it must occur before grinding and granulating. Cryogenically-produced CRM particles must be large enough to be ground or granulated.

The CRM must be dry, free-flowing particles that do not stick together. A maximum of 3 percent calcium carbonate or talc by weight of CRM may be added. The CRM must not cause foaming when combined with the asphalt binder and asphalt modifier.

The CRM must comply with the requirements shown in the following table:

Crumb Rubber Modifier for Asphalt Rubber Binder

Quality characteristic	Test method	Requirement
Wire in CRM (max, %)	California Test 385	0.01
Fabric in CRM (max, %)	California Test 385	0.05
CRM particle length (max, in)	--	3/16
CRM specific gravity	California Test 208	1.1–1.2

The CRM must comply with the requirements shown in the following table:

Crumb Rubber Modifier Requirements

Quality characteristic	Test method	Requirement	
		Scrap tire crumb rubber	High natural scrap tire crumb rubber
Acetone extract (%)	ASTM D297	6.0–16.0	4.0–16.0
Rubber hydrocarbon (min, %)		42.0–65.0	50.0
Natural rubber content (%)		22.0–39.0	40.0–48.0
Carbon black content (%)		28.0–38.0	--
Ash content (max, %)		8.0	--

Scrap tire crumb rubber gradation must comply with the gradation requirements shown in the following table:

Scrap Tire Crumb Rubber Gradation

Quality characteristic	Test method	Requirement		
Gradation (% passing by weight) Sieve size:	California Test 385	Gradation limit	Operating range	Contract compliance
No. 8		100	100	100
No. 10		98–100	95–100	90–100
No. 16		45–75	35–85	32–88
No. 30		2–20	2–25	1–30
No. 50		0–6	0–10	0–15
No. 100		0–2	0–5	0–10
No. 200		0	0–2	0–5

High natural scrap tire crumb rubber gradation must comply with the gradation requirements shown in the following table:

High Natural Scrap Tire Crumb Rubber Gradation

Quality characteristic	Test method	Requirement		
Gradation (% passing by weight) Sieve size:	California Test 385	Gradation limit	Operating range	Contract compliance
No. 10		100	100	100
No. 16		95–100	92–100	85–100
No. 30		35–85	25–95	20–98
No. 50		10–30	6–35	2–40
No. 100		0–4	0–7	0–10
No. 200		0–1	0–3	0–5

37-2.04B(5) Asphalt Rubber Binders

An asphalt rubber binder must be a combination of:

1. Asphalt binder
2. Asphalt modifier
3. Crumb rubber modifier

Asphalt rubber binder blending equipment must be authorized under the Department's *MPQP*.

The blending equipment must allow the determination of weight percentages of each asphalt rubber binder ingredient.

An asphalt rubber binder must be 79 ± 1 percent by weight asphalt binder and 21 ± 1 percent by weight of CRM. The minimum percentage of CRM must be 20.0 percent and lower values must not be rounded up.

The CRM must be 75 ± 2 percent by weight scrap tire crumb rubber and 25 ± 2 percent by weight high natural scrap tire crumb rubber.

An asphalt modifier and asphalt binder must be blended at the production site. An asphalt modifier must be from 2.5 to 6.0 percent by weight of the asphalt binder in the asphalt rubber binder. The asphalt rubber binder supplier determines the exact percentage.

If blended before adding CRM, the asphalt binder must be from 375 to 440 degrees F when an asphalt modifier is added and the mixture must circulate for at least 20 minutes. An asphalt binder, asphalt modifier, and CRM may be proportioned and combined simultaneously.

The blend of an asphalt binder and an asphalt modifier must be combined with the CRM at the asphalt rubber binder production site. The asphalt binder and asphalt modifier blend must be from 375 to 440 degrees F when the CRM is added. Combined ingredients must be allowed to react at least 45 minutes at temperatures from 375 to 425 degrees F except the temperature must be at least 10 degrees F below the flash point of the asphalt rubber binder.

After reacting, the asphalt rubber binder must comply with the requirements shown in the following table:

Asphalt Rubber Binder

Quality characteristic	Test method	Requirement
Cone penetration at 25 °C (0.10 mm)	ASTM D217	25–60
Resilience at 25 °C (% rebound)	ASTM D5329	18–50
Softening point (°C)	ASTM D36	55–88
Viscosity at 375 °F ($\text{Pa}\cdot\text{s} \times 10^{-3}$) ^a	ASTM D7741	1,500–2,500

^aPrepare sample for viscosity test under California Test 388.

Maintain asphalt rubber binder at a temperature from 375 to 415 degrees F.

Stop heating unused asphalt rubber binder 4 hours after the 45-minute reaction period. Reheating asphalt rubber binder that cools below 375 degrees F is a reheat cycle. Do not exceed 2 reheat cycles. If reheating, the asphalt rubber binder must be from 375 to 415 degrees F before use.

During reheating, you may add CRM. The CRM must not exceed 10 percent by weight of the asphalt rubber binder. Allow added CRM to react for at least 45 minutes. Reheated asphalt rubber binder must comply with the specifications for asphalt rubber binder.

37-2.04B(6) Precoated Aggregate

Before precoating with asphalt binder, aggregate for an asphalt rubber binder chip seal must comply with the gradation requirements shown in the following table:

Asphalt Rubber Binder Chip Seal Aggregate Gradation

Quality characteristic	Test method	Requirement	
Gradation (% passing by weight)	California Test 202	1/2"	3/8"
Sieve size:			
3/4"		100	100
1/2"		85–90	95–100
3/8"		0–30	70–85
No. 4		0–5	0–15
No. 8		--	0–5
No. 200		0–1	0–1

37-2.04C Construction

37-2.04C(1) General

Reserved

37-2.04C(2) Equipment

Distributor trucks must be equipped with:

1. Mixing and heating unit
2. Observation platform on the rear of the truck for an observer on the platform to see the nozzles and unplug them if needed

37-2.04C(3) Asphalt Rubber Binder Application

Apply the asphalt rubber binder when the ambient temperature is from 60 to 105 degrees F and the pavement surface temperature is at least 55 degrees F.

Do not apply the asphalt rubber binder unless enough aggregate is available at the job site to cover the asphalt rubber binder within 2 minutes. Intersections, turn lanes, gore points, and irregular areas must be covered within 15 minutes.

Do not apply asphalt rubber binder when pavement is damp or during high wind conditions. If authorized, you may adjust the distributor bar height and distribution speed and use shielding equipment during high wind conditions.

When applied, the temperature of the asphalt rubber binder must be from 385 to 415 degrees F.

Apply the asphalt rubber binder at a rate from 0.55 to 0.65 gal/sq yd. You may reduce the application rate by 0.050 gal/sq yd in the wheel paths.

37-2.04C(4) Precoated Aggregate Spreading

Spread aggregate at a rate from 28 to 40 lb/sq yd. Do not spread aggregate more than 200 feet ahead of the completed initial rolling.

37-2.04C(5) Rolling and Sweeping

Perform initial rolling within 90 seconds of spreading aggregate. If authorized for final rolling, you may use a steel-wheeled roller weighing from 8 to 10 tons in static mode only.

Perform a final sweeping before Contract acceptance. The final sweeping must not dislodge aggregate.

37-2.04D Payment

Asphalt rubber binder is measured as specified for asphalt binder.

37-2.05 STRESS ABSORBING MEMBRANE INTERLAYERS

37-2.05A General

Section 37-2.05 includes specifications for placing stress absorbing membrane interlayers (SAMI).

Comply with section 37-2.04 except a flush coat is not required.

Traffic must not be allowed on a SAMI.

37-2.05B Materials

For a SAMI, aggregate must comply with the 3/8-inch gradation.

37-2.05C Construction

If a SAMI is overlaid in the same work shift, section 37-2.01C(4)(e) does not apply.

Final sweeping is not required for a SAMI.

37-2.05D Payment

Not Used

37-2.06 MODIFIED ASPHALT BINDER CHIP SEALS

Reserved

37-2.07 SCRUB SEALS

Reserved

37-3 SLURRY SEALS AND MICRO-SURFACINGS

37-3.01 GENERAL

37-3.01A General

37-3.01A(1) Summary

Section 37-3.01 includes general specifications for applying slurry seals and micro-surfacings.

37-3.01A(2) Definitions

Reserved

37-3.01A(3) Submittals

At least 15 days before starting placement of a slurry seal or micro-surfacing, submit:

1. Samples for:
 - 1.1. Asphaltic emulsion slurry seal, two 1-quart wide mouth plastic containers with screw top lid of asphaltic emulsion
 - 1.2. Polymer modified asphaltic emulsion slurry seal, two 1-quart wide mouth plastic containers with screw top lid of polymer modified asphaltic emulsion
 - 1.3. Micro-surfacing, two 1-quart wide mouth plastic containers with screw top lid of micro-surfacing emulsion
2. Asphaltic emulsion, polymer modified asphaltic emulsion, or micro-surfacing emulsion data as follows:
 - 2.1. Supplier and Type/Grade of asphaltic emulsion
 - 2.2. Type of modifier polymer for polymer modified asphaltic emulsion or micro-surfacing emulsion
 - 2.3. Copy of the specified test results for asphaltic emulsion, polymer modified asphaltic emulsion, or micro-surfacing emulsion
3. 50 lb of aggregate
4. Aggregate test results for the followings:
 - 4.1. Gradation
 - 4.2. Los Angeles Rattler
 - 4.3. Percent of crushed particles

- 4.4 Sand equivalent
- 4.5 Durability

At least 10 days before starting placement of a slurry seal or micro-surfacing, submit a laboratory report of test results and the proposed mix design from an authorized laboratory. The authorized laboratory must sign the laboratory report and mix design.

The report must include:

1. Test results used in the mix design compared with specification requirements
2. Proportions based on the dry weight of aggregate, including ranges, for:
 - 2.1. Aggregate
 - 2.2. Water
 - 2.3. Additives
 - 2.4. Mineral filler
 - 2.5. Slurry seal emulsion or micro-surfacing emulsion residual asphalt content
3. Recommended changes to the proportions based on heating the mixture to 100 degrees F and mixing for 60 seconds, if atmospheric temperatures during application will be 90 degrees F or above, for:
 - 3.1. Water
 - 3.2. Additives
 - 3.3. Mineral filler
4. Quantitative moisture effects on the aggregate's unit weight determined under ASTM C29M

If the mix design consists of the same materials covered by a previous laboratory report, you may submit the previous laboratory report that must include material testing data performed within the previous 12 months for authorization.

If you change any of the materials in the mix design, submit a new mix design and laboratory report at least 10 days before starting slurry seal or micro-surfacing work.

Submit a certificate of compliance as specified for asphaltic emulsion in section 94-1.01C with each shipment of asphaltic emulsion, polymer modified asphaltic emulsion or micro-surfacing emulsion.

Submit quality control test results for the quality characteristics within the reporting times allowance after sampling shown in the following table:

Quality Control Test Reporting Requirements

Quality characteristic	Maximum reporting time allowance
Los Angeles Rattler loss (max, %)	2 business days
Percent of crushed particles (min, %)	2 business days
Durability (min)	2 business days
Resistance of fine aggregate to degradation by abrasion in the Micro-Deval Apparatus (% loss by weight)	2 business days
Gradation (% passing by weight)	48 hours
Sand equivalent (min)	48 hours
Moisture content (%)	48 hours

Within 3 days after taking asphaltic emulsion, polymer modified asphaltic emulsion or micro-surfacing emulsion quality control samples, submit the authorized laboratory's test results.

37-3.01A(4) Quality Assurance

37-3.01A(4)(a) General

Your authorized laboratory must be able to perform International Slurry Surfacing Association tests and mix design.

37-3.01A(4)(b) Quality Control**37-3.01A(4)(b)(i) General**

Reserved

37-3.01A(4)(b)(ii) Aggregate

For aggregate, the authorized laboratory must perform sampling and testing at the specified frequency and location for the following quality characteristics:

Aggregate Quality Control

Quality characteristic	Test method	Minimum sampling and testing frequency	Location of sampling
Los Angeles Rattler loss (max, %) At 500 revolutions	California Test 211	1st day of production	See California Test 125
Percent of crushed particles (min, %)	AASHTO T 335	1st day of production	See California Test 125
Sand equivalent (min)	California Test 217	1 per working stockpile per day	See California Test 125
Resistance of fine aggregate to degradation by abrasion in the Micro-Deval Apparatus (% loss by weight)	ASTM D7428	1 per working stockpile per day	See California Test 125
Gradation (% passing by weight)	California Test 202	1 per working stockpile per day	See California Test 125
Moisture content, from field stockpile (%)	AASHTO T 255 ^a	1 per working stockpile per day	See California Test 125

^aTest aggregate moisture at field stockpile every 2 hours if you are unable to maintain the moisture content to within a maximum daily variation of ± 0.5 percent.

37-3.01A(4)(b)(iii) Slurry Seals and Micro-surfacings

Reserved

37-3.01A(4)(c) Department Acceptance

Slurry Seal and micro-surfacing acceptance is based on:

1. Visual inspection for the following:
 - 1.1. Uniform surface texture throughout the work limits.
 - 1.2. Marks in the surface:
 - 1.2.1. Up to 4 marks in the completed slurry seal or micro-surfacing surface that are up to 1 inch wide and up to 6 inches long per 1000 square feet of slurry seal or micro-surfacing placed.
 - 1.2.2. No marks in the completed slurry seal or micro-surfacing surface that are over 1 inch wide or 6 inches long.
 - 1.3. Excessive raveling consisting of the separation of the aggregate from the asphaltic emulsion, polymer modified asphaltic emulsion or micro-surfacing emulsion.
 - 1.4. Bleeding consists of the occurrence of a film of asphaltic material on the surface of the slurry seal or micro-surfacing.
 - 1.5. Delaminating of slurry seal or micro-surfacing from the existing pavement.
 - 1.6. Rutting or wash-boarding.
2. Department's sampling and testing for compliance with the requirements for aggregate shown in the following table:

Aggregate Gradation Acceptance Criteria

Quality characteristic	Test method	Requirements		
Gradation (% passing by weight) Sieve Size:	California Test 202	Type I	Type II	Type III
3/8"		--	100	100
No. 4		100	94-100	70-90
No. 8		90-100	65-90	45-70
No. 16		60-90	40-70	28-50
No. 30		40-65	25-50	19-34
No. 200		10-20	5-15	5-15

An aggregate gradation test represents 300 tons or 1 day's production, whichever is less.

If test results for aggregate gradation do not comply with the specifications, you may remove the slurry seal or micro-surfacing represented by the test results or request it remain in place with a payment deduction. If your request is authorized, the Department deducts:

1. \$1.75 per ton of slurry seal for each noncompliant aggregate gradation
2. \$2.00 per ton of micro-surfacing for each noncompliant aggregate gradation

37-3.01B Materials

37-3.01B(1) General

Additional water must not cause separation of the asphaltic emulsion, polymer modified asphaltic emulsion or micro-surfacing emulsion from the aggregate before placement.

You may use an additive that does not adversely affect the slurry seal or micro-surfacing.

37-3.01B(2) Aggregate

Aggregate must be rock dust. Aggregate must be free from vegetable matter, deleterious substances, caked or clay lumps, and oversized particles.

Aggregate for a slurry seal and micro-surfacing must comply with the gradations shown in the following table:

Aggregate Gradation

Quality characteristic	Test method	Requirements		
Gradation (% passing by weight) Sieve size:	California Test 202	Type I	Type II	Type III
3/8"		--	100	100
No. 4		100	94-100	70-90
No. 8		90-100	65-90	45-70
No. 16		60-90	40-70	28-50
No. 30		40-65	25-50	19-34
No. 200		10-20	5-15	5-15

37-3.01C Construction

37-3.01C(1) General

Before applying slurry seals or micro-surfacings, cover manholes, valve and monument covers, grates, and other exposed facilities located within the area of application using plastic or oil resistant construction paper secured by tape or adhesive to the facility being covered. Reference the covered facilities with enough control points to relocate the facilities after application of the slurry seals or micro-surfacings.

37-3.01C(2) Proportioning

Proportion slurry seal and micro-surfacing ingredients in compliance with the authorized mix design.

37-3.01C(3) Mixing and Spreading Equipment

37-3.01C(3)(a) General

Mixing and spreading equipment for slurry seals and micro-surfacings must proportion the asphaltic emulsions, water, aggregate, and any additives by volume and mix them in continuous pug mill mixers.

Introduce emulsions into the mixer with a positive displacement pump. If you use a variable-rate pump, the adjusting unit must be sealed in its calibrated position.

Introduce water into the mixer through a meter that measures gallons.

Choose a truck mounted mixer-spreader or continuous self-loading mixer spreader.

37-3.01C(3)(b) Truck Mounted Mixer Spreaders

Truck mounted mixer spreaders must comply with:

1. Rotating and reciprocating equipment must be covered with metal guards.
2. Proportion aggregate using a belt feeder with an adjustable cutoff gate. The Engineer verifies the height of the gate opening.
3. Belt feeder must have a depth monitor device. The depth monitor device must automatically shut down power to the belt feeder when the aggregate depth is less than 70 percent of the target depth.
4. Separate monitor device must detect the revolutions of the belt feeder. This device must automatically shut down power to the belt feeder if it detects no revolutions. If the belt feeder is an integral part of the equipment's drive chain, the monitor device is not required.
5. Aggregate belt feeder must be connected directly to the drive on the emulsion pump. The aggregate feeder drive shaft must have a revolution counter reading the nearest 0.10 revolution for micro-surfacing, and nearest 1 revolution for slurry seal.
6. Emulsion storage must be equipped with a device that automatically shuts down power to the emulsion pump and aggregate belt feeder when the level of stored emulsion is lowered. To allow for normal fluctuations, there may be a delay of 3 seconds between detection of low emulsion storage levels or low aggregate depths and automatic power shut down.
7. Emulsion storage must be located immediately before the emulsion pump.
8. Emulsion storage tank must have a temperature indicator at the pump suction level. The indicator must be accurate to ± 5 degrees F.
9. No-flow and revolution warning devices must be in working condition. Low-flow indicators must be visible while walking alongside the equipment.

37-3.01C(3)(c) Continuous Self-Loading Mixer Spreaders

Continuous self-loading mixer spreaders must be automatically sequenced and self-propelled. The mixing machine must deliver each material to a double shafted mixer and discharge the mixed material on a continuous flow basis. The mixing machines must have sufficient storage capacity to maintain a continuous supply of material to the proportioning controls. The mixing machine operators must have full control of forward and reverse speeds during placement.

37-3.01C(3)(d) Spreader Boxes

The spreader boxes used to spread slurry seals and micro-surfacings must be:

1. Capable of spreading the slurry seal or micro-surfacing a minimum of 12 feet wide and preventing the loss of slurry seal or micro-surfacing.
2. Equipped with flexible rubber belting on each side. The belting must contact the pavement to prevent the loss of slurry seal or micro-surfacing from the box.
3. Equipped to uniformly apply the slurry seal or micro-surfacing on superelevated sections and shoulder slopes. Micro-surfacing spreader box must be equipped with reversible motor driven augers.
4. Equipped with a series of strike-off devices at its rear.
 - 4.1. The leading strike off device must be:
 - 4.1.1. Fabricated of a suitable material such as steel or stiff rubber
 - 4.1.2. Designed to maintain close contact with the pavement during spreading
 - 4.1.3. Capable of obtaining the specified thickness
 - 4.1.4. Capable of being adjusted to the various pavement cross sections
 - 4.2. The final strike-off device must be:
 - 4.2.1. Fabricated of flexible material that produces a uniform texture in the finished surface

- 4.2.2. Cleaned daily and changed if longitudinal scouring occurs in the slurry seal or micro-surfacing

5. Clean and free of slurry seal or micro-surfacing at the start of each work shift.

37-3.01C(3)(e) Shoulder Equipment

Spread the slurry seal or micro-surfacing on shoulders with a device such as an edge box that forms clean and straight joints and edges.

37-3.01C(3)(f) Equipment Calibration

Equipment calibration must comply with the *MPQP*. Notify the Engineer at least 5 business days before calibrating.

If the Department authorizes a truck or continuous mixer spreader, its calibration is valid for 6 months provided you:

1. Use the same truck or continuous mixer spreader verified with a unique identifying number
2. Use the same materials in compliance with the authorized mix design
3. Do not perform any repair or alteration to the proportioning systems

Calibrate the adjustable cut-off gate settings of each truck or continuous mixer spreader on the project to achieve the correct delivery rate of aggregate and emulsion per revolution of the aggregate feeder under the *MPQP*.

Checks must be performed for each aggregate source using an authorized vehicle scale.

Individual checks of the aggregate belt feeder's delivery rate to the pug mill mixer must not vary more than 2 percent from the average of 3 runs of at least 3 tons each.

Before using a variable-rate emulsion pump, the pump must be calibrated and sealed in the calibrated condition under the *MPQP*.

Individual checks of the emulsion pump's delivery rate to the pug mill mixer must not vary more than 2 percent from the average of 3 runs of at least 500 gal each.

37-3.01C(4) Surface Preparation

Immediately before applying slurry seals or micro-surfacings, clean the surface to receive slurry seals or micro-surfacings by removing any extraneous material affecting adhesion of the slurry seal or micro-surfacing with the existing surface. Use self-propelled power brooms or other methods such as flushing to clean the existing pavement.

37-3.01C(5) Placement

37-3.01C(5)(a) General

If truck-mounted mixer-spreaders are used, keep at least 2 operational spreaders at the job site during placement.

Spread slurry seals and micro-surfacings uniformly and do not spot, rehandle, or shift the mixture. However in areas inaccessible to spreading equipment, spread the slurry seal or micro-surfacing mixtures with hand tools or other authorized methods. If placing with hand tools, lightly dampen the area first.

You may fog the roadway surface with water ahead of the spreader box. The fog spray must be adjusted for pavement:

1. Temperature
2. Surface texture
3. Dryness

You determine the application rates for slurry seals or micro-surfacings and the Engineer authorizes the application rates. Spread within 10 percent of authorized rate.

The mixtures must be uniform and homogeneous after spreading, and there must not be separation of the emulsion and aggregate after setting.

37-3.01C(5)(b) Weather Conditions

Only place slurry seals or micro-surfacings if both the pavement and air temperatures are at least 50 degrees F and rising. The expected high temperature must be at least 65 degrees F within 24 hours after placement.

Do not place slurry seals or micro-surfacings if rain is imminent or the air temperature is expected to be below 36 degrees F within 24 hours after placement.

37-3.01C(5)(c) Joints

Transverse and longitudinal joints must be:

1. Uniform
2. Straight
3. Neat in appearance
4. Without material buildup
5. Without uncovered areas

Transverse joints must be butt-type joints.

Prevent double placement at transverse joints over previously placed slurry seals or micro-surfacings.

Place longitudinal joints:

1. On centerlines, lane lines, edge lines, or shoulder lines
2. With overlaps not more than 4 inches

You may request other longitudinal joint patterns if they do not adversely affect the slurry seals or micro-surfacings.

The maximum difference between the pavement surface and the bottom edge of a 12-foot straightedge placed perpendicular to the longitudinal joint must be 0.04 foot.

37-3.01C(5)(d) Finished Surfaces

Finished slurry seals or micro-surfacings must be smooth and free of irregularities such as scratch or tear marks. You may leave up to 4 marks that are up to 1 inch wide and 6 inches long per 75 linear feet of slurry seal or micro-surfacing placed. Do not leave any marks that are over 1 inch wide or 6 inches long.

37-3.01C(5)(e) Maintenance Sweeping

Sweep the slurry seals or micro-surfacings 24 hours after placement without damaging the slurry seals or micro-surfacings. For 4 days afterwards, sweep the slurry seals or micro-surfacings daily unless determined otherwise by the Engineer.

37-3.01C(5)(f) Repair of Early Distress

The slurry seals or micro-surfacings must not show bleeding, raveling, separation, or other distresses for 15 days after placing. If bleeding, raveling, delaminating, rutting, or wash-boarding occurs after placing the slurry seals or micro-surfacings, make repairs using an authorized method.

37-3.01D Payment

Not Used

37-3.02 SLURRY SEALS

37-3.02A General

37-3.02A(1) Summary

Section 37-3.02 includes specifications for applying slurry seals.

Applying a slurry seal consists of spreading a mixture of asphaltic emulsion or polymer modified asphaltic emulsion, aggregate, additives, and water on a surface or pavement.

37-3.02A(2) Definitions

Reserved

37-3.02A(3) Submittals

Immediately after sampling, submit two 1-quart wide mouth plastic containers of asphaltic emulsion or polymer modified asphaltic emulsion taken in the presence of the Engineer. Samples must be submitted in insulated shipping containers.

37-3.02A(4) Quality Assurance**37-3.02A(4)(a) General**

Reserved

37-3.02A(4)(b) Quality Control**37-3.02A(4)(b)(i) General**

Take samples of asphaltic emulsion and polymer modified asphaltic emulsion from the tank truck at mid load or from a sampling tap or thief. Before taking samples, draw and dispose of 1 gallon. In the presence of the Engineer take two 1-quart samples in wide mouth plastic containers with lined, sealed lids for acceptance testing.

37-3.02A(4)(b)(ii) Asphaltic Emulsion

For asphaltic emulsions, the authorized laboratory must perform quality control sampling and testing at the specified frequency and location for the following quality characteristics:

Asphaltic Emulsion

Quality characteristic	Test method	Minimum sampling and testing frequency	Sampling location
Saybolt Furol Viscosity, at 25 °C (Saybolt Furol seconds)	AASHTO T 59	Minimum 1 per day per delivery truck	Delivery truck
Sieve Test (%)			
Storage stability, 1 day (%)			
Residue by distillation (%)			
Particle charge ^a			
Tests on Residue from Distillation Test:			
Penetration, 25 °C	AASHTO T 49	Minimum 1 per day per delivery truck	Delivery truck
Ductility	AASHTO T 51		
Solubility in trichloroethylene	AASHTO T 44		

^aIf the result of the particle charge is inconclusive, the asphaltic emulsion must be tested for pH under ASTM E70. Grade QS1h asphaltic emulsion must have a minimum pH of 7.3. Grade CQS1h asphaltic emulsion must have a maximum pH of 6.7.

37-3.02A(4)(b)(iii) Polymer Modified Asphaltic Emulsion

For polymer modified asphaltic emulsions, the authorized laboratory must perform quality control sampling and testing at the specified frequency and location for the following quality characteristics:

Polymer Modified Asphaltic Emulsion

Quality characteristic	Test method	Minimum sampling and testing frequency	Sampling Location
Tests on emulsion:			
Saybolt Furol Viscosity at 25 °C (Saybolt Furol seconds)	AASHTO T 59	Minimum 1 per day per delivery truck	Delivery truck
Sieve test (%)	AASHTO T 59		
Storage stability after 1 day (%)	AASHTO T 59		
Residue by evaporation (min, %)	California Test 331		
Particle charge	AASHTO T 59		
Tests on residue by evaporation:			
Penetration at 25 °C	AASHTO T 49	Minimum 1 per day per delivery truck	Delivery truck
Ductility at 25 °C (min, mm)	AASHTO T 51		
Torsional recovery (min, %)	California Test 332		
Or Polymer content based on residual asphalt (min, %)	California Test 401		

37-3.02A(4)(c) Department Acceptance

For a slurry seal asphaltic emulsion and polymer modified asphaltic emulsion, acceptance is based on the Department's sampling and testing for compliance with the requirements for the quality characteristics specified.

Aggregate acceptance is based on the Department's sampling and testing for compliance with the requirements shown in the following table:

Aggregate Acceptance Criteria

Quality characteristic	Test method	Requirement
Los Angeles Rattler loss (max, %) At 500 revolutions	California Test 211 ^a	35
Percent of crushed particles (min, %)	California Test 205	95
Durability (min)	California Test 229	55
Sand equivalent (min)	California Test 217	
Type I		45
Type II		55
Type III		60

^aCalifornia Test 211 must be performed on the source aggregate before crushing.

A sand equivalent test represents 300 tons or 1 day's production, whichever is less.

If test results for sand equivalent do not comply with the specifications, you may remove the slurry seal represented by the test results or request it remain in place with a payment deduction. If your request is authorized, the Department deducts \$1.75 per ton of slurry seal for each noncompliant sand equivalent test.

37-3.02B Materials

37-3.02B(1) General

Reserved

37-3.02B(2) Asphaltic Emulsions

An asphaltic emulsion must comply with the requirements in Section 94. The asphaltic emulsion must be Grade CQS1h.

37-3.02B(3) Polymer Modified Asphaltic Emulsions

A polymer modified asphaltic emulsion must:

1. Consist of an elastomeric polymer mixed with an asphaltic material uniformly emulsified with water and an emulsifying or stabilization agent.
2. Use either neoprene polymer or butadiene and styrene copolymer. The polymer must be homogeneous and milled into the asphaltic emulsion at the colloid mill.
3. Be Grade PMCQS1h and must comply with the requirements shown in the following table:

Polymer Modified Asphaltic Emulsion Requirements

Quality characteristic	Test method	Requirement
Tests on emulsion:		
Saybolt Furol Viscosity at 25 °C (Saybolt Furol seconds)	AASHTO T 59	15–90
Sieve test (%)	AASHTO T 59	0–0.3
Storage stability after 1 day (%)	AASHTO T 59	0–1
Residue by evaporation (min, %)	California Test 331	60
Particle charge	AASHTO T 59	Positive
Tests on residue by evaporation:		
Penetration at 25 °C	AASHTO T 49	40–90
Ductility at 25 °C (min, mm)	AASHTO T 51	400
Torsional recovery (min, %)	California Test 332	18
Or		
Polymer content based on residual asphalt (min, %)	California Test 401	2.5

37-3.02B(4) Aggregate

Aggregate must comply with the quality characteristic requirements shown in the following table:

Aggregate Requirements

Quality characteristic	Test method	Requirement
Los Angeles Rattler loss (max, %) At 500 revolutions	California Test 211 ^a	35
Percent of crushed particles (min, %)	California Test 205	95
Durability (min)	California Test 229	55
Sand equivalent (min)		
Type I	California Test 217	45
Type II		55
Type III		60

^aCalifornia Test 211 must be performed on the source aggregate before crushing. The aggregate supplier must certify that the crushed aggregate being used on the project is manufactured from the source aggregate complying with the LA rattler requirements.

37-3.02B(5) Slurry Seal Mix Design

The slurry seal mix design, using project source aggregate, an asphaltic emulsion, and set-control agents if any, must comply with the requirements shown in the following table:

Slurry Seal Mix Design Requirements

Quality characteristic	Test method ^a	Requirement
Consistency (max, mm)	Technical Bulletin 106	30
Wet stripping	Technical Bulletin 114	Pass
Compatibility	Technical Bulletin 115	Pass ^b
Cohesion test, within 1 hour (min, kg-mm)	Technical Bulletin 139	200
Wet track abrasion (max, g/m ²)	Technical Bulletin 100	810

^aTest methods are by the International Slurry Surfacing Association.

^bMixing test must pass at the maximum expected air temperature at the job site during placement.

The mix design must have the percent of asphaltic residue, based on percentage by weight of the dry aggregate, within the ranges shown in the following table:

Slurry seal type	Residue range
Type I	10–16
Type II	7.5–13.5
Type III	6.5–12.0

Determine the exact percentage based on the design asphalt binder content and the asphalt residual content of the asphaltic emulsion furnished.

37-3.02C Construction

37-3.02C(1) General

Reserved

37-3.02C(2) Proportioning

After proportioning, slurry seal mixtures must be workable.

37-3.02C(3) Mixing and Spreading Equipment

Reserved

37-3.02C(4) Placement

The slurry seal spread rates must be within the ranges shown in the following table:

Slurry Seal Spread Rates	
Slurry seal type	Application range (lb of dry aggregate/sq yd)
Type I	8–12
Type II	10–18
Type III	20–25

Within 4 hours after placement, slurry seals must be set enough to allow traffic without pilot cars. Protect slurry seals from damage until it has set and will not adhere or be picked up by vehicle tires. Slurry seals must not exhibit distress from traffic such as bleeding, raveling, separation or other distresses.

37-3.02D Payment

The payment quantity for slurry seal is the weight determined by combining the weights of the aggregate and asphaltic emulsion or polymeric asphaltic emulsion. The payment quantity for slurry seal does not include the weights of the added water and set-control additives.

37-3.03 MICRO-SURFACINGS

37-3.03A General

37-3.03A(1) Summary

Section 37-3.03 includes specifications for applying micro-surfacings.

Applying a micro-surfacing consists of spreading a mixture of a micro-surfacing emulsion, water, additives, mineral filler, and aggregate on the pavement.

37-3.03A(2) Definitions

Reserved

37-3.03A(3) Submittals

Immediately after sampling, submit two 1-quart wide mouth plastic containers of micro-surfacing emulsion taken in the presence of the Engineer. Samples must be submitted in insulated shipping container.

37-3.03A(4) Quality Assurance

37-3.03A(4)(a) General

Reserved

37-3.03A(4)(b) Quality Control

37-3.03A(4)(b)(i) General

Reserved

37-3.03A(4)(b)(ii) Micro-surfacing Emulsions

Take samples from the truck tank at mid load from a sampling tap or thief. Before taking samples, draw and dispose of 1 gallon. In the presence of the Engineer, take two 1-quart wide mouth plastic containers for acceptance testing.

For a micro-surfacing emulsion, the authorized laboratory must perform quality control sampling and testing at the specified frequency and location for the quality characteristics shown in the following table:

Micro-Surfacing Emulsion

Quality characteristic	Test method	Minimum sampling and testing frequency	Sampling location
Tests on emulsion:			
Saybolt Furol Viscosity, at 25°C (Saybolt Furol seconds)	AASHTO T 59	Minimum 1 per day per delivery truck	Delivery truck
Storage stability, 1 day (max, %) ^a			
Sieve test (max, %)			
Residue by evaporation (min, %)	California Test 331	Minimum 1 per day per delivery truck	Delivery truck
Tests on residue from evaporation test:			
Penetration at 25 °C	AASHTO T 49	Minimum 1 per day per delivery truck	Delivery truck
Softening point (min, °C)	AASHTO T 53		

^aStorage stability test will be run if the storage exceeds 48 hours

37-3.03A(4)(c) Department Acceptance

For micro-surfacing emulsions, acceptance is based on the Department's sampling and testing for compliance with the requirements shown in the following table:

Micro-surfacing Emulsion Acceptance Criteria

Quality characteristic	Test method	Requirement
Tests on emulsion:		
Saybolt Furol Viscosity at 25 °C (Saybolt Furol seconds)	AASHTO T 59	15–90
Sieve test (%)	AASHTO T 59	0.30
Storage stability, 1 day (max, %)	AASHTO T 59	0–1
Settlement ^a , 5 days (max, %)	ASTM D244	5
Residue by evaporation (min, %)	California Test 331	62
Tests on residue by evaporation:		
Penetration at 25 °C	AASHTO T 49	40–90
Softening point (min, °C)	AASHTO T 53	57

^aSettlement test on emulsion is not required if used within 48 hours of shipment.

Acceptance of aggregate, except mineral filler, is based on the Department's sampling and testing for compliance with the requirements shown in the following table:

Aggregate Acceptance Criteria

Quality characteristic	Test method	Requirement
Los Angeles Rattler loss (max, %) At 500 revolutions	California Test 211 ^a	35
Percent of crushed particles (min, %)	California Test 205	95
Durability (min)	California Test 229	65
Sand equivalent (min)	California Test 217	
Type II		65
Type III		65

^aCalifornia Test 211 must be performed on the aggregate before crushing. The aggregate supplier must certify that the crushed aggregate being used on the project is manufactured from the source aggregate complying with the LA rattler requirements.

An aggregate sand equivalent test represents 300 tons or 1 day's production, whichever is less.

If the test results for aggregate sand equivalent do not comply with the specifications, you may remove the micro-surfacing represented by the test results or request it remain in place with a payment deduction. If your request is authorized, the Department deducts \$2.00 per ton of micro-surfacing for each noncompliant aggregate sand equivalent test.

37-3.03B Materials

37-3.03B(1) General

Reserved

37-3.03B(2) Micro-surfacing Emulsions

A micro-surfacing emulsion must be a homogeneous mixture of asphalt, an elastomeric polymer and an emulsifier solution.

Add an elastomeric polymer modifier to asphalt or emulsifier solution before emulsification. An elastomeric polymer solid must be a minimum of 3 percent by weight of the micro-surfacing emulsion's residual asphalt.

A micro-surfacing emulsion must comply with the requirements shown in the following table:

Micro-surfacing Emulsion Requirements

Quality characteristic	Test method	Requirement
Tests on emulsion:		
Saybolt Furol Viscosity at 25 °C (Saybolt Furol seconds)	AASHTO T 59	15–90
Sieve test (%)	AASHTO T 59	0.30
Storage stability, 1 day (max, %)	AASHTO T 59	0–1
Settlement ^a , 5 days (max, %)	ASTM D244	5
Residue by evaporation (min, %)	California Test 331	62
Tests on residue by evaporation:		
Penetration at 25 °C	AASHTO T 49	40–90
Softening point (min, °C)	AASHTO T 53	57

^aSettlement test on emulsion is not required if used within 48 hours of shipment.

37-3.03B(3) Aggregate

Aggregate must comply with the quality characteristic requirements shown in the following table:

Aggregate Requirements

Quality characteristic	Test method	Requirement
Los Angeles Rattler loss (max, %) At 500 revolutions	California Test 211 ^a	35
Percent of crushed particles (min, %)	California Test 205	95
Durability (min)	California Test 229	65
Sand equivalent (min)	California Test 217	65
Type II		65
Type III		65

^aCalifornia Test 211 must be performed on the source aggregate before crushing. The aggregate supplier must certify that the crushed aggregate being used on the project is manufactured from the source aggregate complying with the LA rattler requirements.

37-3.03B(4) Mineral Fillers

If a mineral filler is used, it must be type I or type II Portland cement. A mineral filler used during mix design must be used during production.

37-3.03B(5) Micro-Surfacing Mix Designs

The micro-surfacing mix design must have the material proportion limits shown in the following table:

Micro-surfacing Mix Design Proportion Limits

Material	Proportion limits
Micro-surfacing emulsion asphalt residual content (% of dry weight of aggregate)	5.5–10.5
Water and additives	As Required
Mineral filler (% of dry weight of aggregate)	0–3

The micro-surfacing mix design must comply with the requirements shown in the following table:

Micro-surfacing Mix Design Requirements

Quality characteristics	Test method ^a	Requirement
Wet cohesion At 30 minutes (set) (min, kg-cm) At 60 minutes (traffic) (min, kg-cm)	Technical Bulletin 139	12 20
Excess asphalt (max, g/m ²)	Technical Bulletin 109	540
Wet stripping (min, %)	Technical Bulletin 114	90
Wet track abrasion loss 6-day soak (max, g/m ²)	Technical Bulletin 100	810
Displacement Lateral (max, %) Specific gravity after 1000 cycles of 57 kg (max)	Technical Bulletin 147A	5 2.10
Classification compatibility (min, grade points)	Technical Bulletin 144	(AAA, BAA) 11
Mix time at 25 °C (min)	Technical Bulletin 113	Controllable to 120 seconds

^aTest methods are by the International Slurry Surfacing Association.

37-3.03B(6) Tack Coats

If there is a bid item for tack coat, you must coat the pavement surface with an asphaltic emulsion mixed with additional water before applying a micro-surfacing. The maximum ratio of water to asphaltic emulsion must be 2 to 1. Apply the tack coat at a rate from 0.08 to 0.15 gal/sq yd. The exact rate must be authorized.

You determine the grade of slow-setting or quick setting asphaltic emulsion to be used.

37-3.03C Construction

37-3.03C(1) General

Reserved

37-3.03C(2) Proportioning

Field conditions may require adjustments to the proportions within the authorized mix design during construction.

37-3.03C(3) Mixing and Spreading Equipment

37-3.03C(3)(a) General

Reserved

37-3.03C(3)(b) Scratch Course Boxes

Spread the scratch courses with the same type of spreader box used to spread micro-surfacings except use an adjustable steel strike-off device instead of a final strike-off device.

37-3.03C(3)(c) Wheel Path Depression Boxes

Each wheel path depression box must have adjustable strike-off device between 5 and 6 feet wide to regulate depth. The wheel path depression box must also have devices such as hydraulic augers capable of:

1. Moving the mixed material from the rear to the front of the filling chamber
2. Guiding larger aggregate into the deeper section of the wheel path depression
3. Forcing the finer material towards the outer edges of the spreader box

37-3.03C(4) Test Strips

If micro-surfacing placement will require more than 1 day, you must construct a test strip. The test strip must be:

1. From 300 to 450 feet long
2. The same as the full production micro-surfacing
3. On 1 of the application courses specified at an authorized location

4. At the same time of day or night the full production micro-surfacing is to be applied

If multiple application courses are specified, you may construct test strips over 2 days or nights.

The Engineer evaluates the test strip after traffic has used it for 12 hours. If the Engineer determines the mix design or placement procedure is unacceptable, make modifications and construct a new test strip for the Engineer's evaluation.

37-3.03C(5) Placement

37-3.03C(5)(a) General

Reserved

37-3.03C(5)(b) Repair Wheel Path Depressions

If repairing wheel path depressions is shown in plans, fill wheel path depressions and irregularities with micro-surfacing material before spreading micro-surfacing. If the depressions are less than 0.04 foot deep, fill with a scratch course. If the depressions are 0.04 foot deep or more, fill the depressions using a wheel path depression box.

Spread scratch courses by adjusting the steel strike-off of a scratch course box until it is directly in contact with the pavement surface.

Spread micro-surfacings with a wheel path depression box leaving a slight crown at the surface. Use multiple applications to fill depressions more than 0.12 foot deep. Do not apply more than 0.12 foot in a single application.

Allow traffic to compact each filled wheel path depression for a minimum of 12 hours before placing additional micro-surfacings.

37-3.03C(5)(c) Micro-surfacing Pavement Surfaces

The micro-surfacing spread rates must be within the ranges shown in the following table:

Micro-surfacing type	Application range (lb of dry aggregate/sq yd)
Type II	10–20
Type III ^a	20–32
Type III ^b	30–32

^aOver asphalt concrete pavement

^bOver concrete pavement and concrete bridge decks

Within 2 hours after placement, micro-surfacings must be set enough to allow traffic without pilot cars. Protect the micro-surfacings from damage until it has set and will not adhere or be picked up by vehicle tires. Micro-surfacings must not exhibit distress from traffic such as bleeding, raveling, separation or other distresses.

37-3.03D Payment

The payment quantity for micro-surfacing is the weight determined by combining the weights of the aggregate and micro-surfacing emulsion. The payment quantity for micro-surfacing does not include the weights of added water, mineral filler, and additives.

37-3.04 RUBBERIZED AND MODIFIED SLURRY SEALS

Reserved

37-4 FOG SEALS AND FLUSH COATS

37-4.01 GENERAL

37-4.01A General

37-4.01A(1) Summary

Section 37-4.01 includes general specifications for applying fog seals and flush coats.

37-4.01A(2) Definitions

Reserved

37-4.01A(3) Submittals

At least 15 days before use, submit:

1. Sample of asphaltic emulsion in two 1-quart plastic container with lined, sealed lid
2. Asphaltic emulsion information and test data as follows:
 - 2.1. Supplier
 - 2.2. Type/Grade of asphalt emulsion
 - 2.3. Copy of the specified test results for asphaltic emulsion

37-4.01B Materials

Not Used

37-4.01C Construction

37-4.01C(1) General

Reserved

37-4.01C(2) Weather Conditions

Only place a fog seal or flush coat if both the pavement and ambient temperatures are at least 50 degrees F and rising. Do not place a fog seal or flush coat within 24 hours of rain or within 24 hours of forecast rain or freezing temperatures.

37-4.01D Payment

Not Used

37-4.02 FOG SEALS

37-4.02A General

37-4.02A(1) Summary

Section 37-4.02 includes specifications for applying fog seals.

Applying a fog seal includes applying a diluted slow-setting or quick setting asphaltic emulsion.

37-4.02A(2) Definitions

Reserved

37-4.02A(3) Submittals

Immediately after sampling, submit two 1-quart plastic container of asphaltic emulsion taken in the presence of the Engineer. Samples must be submitted in insulated shipping container.

37-4.02A(4) Quality Assurance

37-4.02A(4)(a) General

Reserved

37-4.02A(4)(b) Quality Control

37-4.02A(4)(b)(i) General

Reserved

37-4.02A(4)(b)(ii) Asphaltic Emulsions

Circulate asphaltic emulsions in the distributor truck before sampling. Take samples from the distributor truck at mid load or from a sampling tap or thief. Before taking samples, draw and dispose of 1 gallon. In the presence of the Engineer, take asphalt emulsion sample in two 1-quart plastic container with lined, sealed lid.

For asphaltic emulsions, the authorized laboratory must perform quality control sampling and testing at the specified frequency and location for the following quality characteristics:

Asphaltic Emulsion

Quality characteristic	Test Method	Minimum sampling and testing frequency	Sampling location
Saybolt Furol Viscosity, at 25 °C (Saybolt Furl seconds)	AASHTO T 59	Minimum 1 per day per delivery truck	Distributor truck
Sieve Test (%)			
Storage stability, 1 day (%)			
Residue by distillation (%)			
Particle charge ^a			
Tests on Residue from Distillation Test:			
Penetration, 25 °C	AASHTO T 49	Minimum 1 per day per delivery truck	Distributor truck
Ductility	AASHTO T 51		
Solubility in trichloroethylene	AASHTO T 44		

^aIf the result of the particle charge is inconclusive, the asphaltic emulsion must be tested for pH under ASTM E70. Grade QS1h asphaltic emulsion must have a minimum pH of 7.3. Grade CQS1h asphaltic emulsion must have a maximum pH of 6.7.

37-4.02A(4)(b)(iii) Asphaltic Emulsion Spread Rates

For fog seals, the authorized laboratory must perform sampling and testing at the specified frequency and location for the following quality characteristics:

Fog Seal Quality Control Requirements

Quality characteristic	Test method	Minimum sampling and testing frequency	Location of sampling
Asphaltic emulsion spread rate (gal/sq yd)	California Test 339	2 per day	Pavement surface

37-4.02A(4)(c) Department Acceptance

Fog seal acceptance is based on:

1. Visual inspection for the following:
 - 1.1. Uniform surface texture throughout the work limits
 - 1.2. Flushing consisting of the occurrence of a film of asphaltic material on the surface
 - 1.4. Streaking consisting of alternating longitudinal bands of asphaltic emulsion approximately parallel with the lane line
2. The Department's sampling and testing for compliance with the requirements for the quality characteristics specified in section 94 for asphaltic emulsion
3. Department's sampling and testing for compliance with the requirements for fog seal shown in the following table:

Fog Seal Acceptance Criteria

Quality Characteristic	Test Method	Requirement
Asphaltic emulsion spread rate (gal/sq yd)	California Test 339	TV ± 10%

37-4.02B Materials

You determine the grade of slow-setting or quick setting asphaltic emulsion to be used.

37-4.02C Construction

Apply asphaltic emulsions for fog seals at a residual asphalt rate from 0.02 to 0.06 gal/sq yd.

If additional water is added to the asphaltic emulsions, the resultant mixture must not be more than 1 part asphaltic emulsion to 1 part water. You determine the dilution rate.

If the fog seals become tacky, sprinkle water as required.

If fog seals and chip seals are on the same project, the joint between the seal coats must be neat and uniform.

37-4.02D Payment

The Department does not adjust the unit price for an increase or decrease in the asphaltic emulsion quantity.

37-4.03 FLUSH COATS

37-4.03A General

37-4.03A(1) Summary

Section 37-4.03 includes specifications for applying flush coats.

Applying a flush coat includes applying a fog seal coat followed by sand.

37-4.03A(2) Definitions

Reserved

37-4.03A(3) Submittals

At least 15 days before use, submit:

1. Proposed target X values for sand gradation.
2. Gradation test results for sand

Submit quality control test results for sand gradation within 2 business days of sampling.

37-4.03A(4) Quality Assurance

37-4.03A(4)(a) General

Reserved

37-4.03A(4)(b) Quality Control

For sand, the authorized laboratory must perform sampling and testing at the specified frequency and location for the following quality characteristics:

Sand Quality Control

Quality characteristic	Test method	Minimum sampling and testing frequency	Location of sampling
Gradation (% passing by weight)	California Test 202	1 per day	See California Test 125

37-4.03A(4)(c) Department Acceptance

Flush coat acceptance is based on fog seal acceptance and the following:

1. Visual inspection for uniform application of sand.
2. Sand acceptance is based on the Department's sampling and testing for compliance with the requirements shown in the following table:

Sand Gradation Acceptance Criteria

Quality characteristic	Test method	Requirement
Gradation (% passing by weight)	California Test 202	
Sieve size:		
3/8"		100
No. 4		93–100
No. 8		61–99
No. 16		X ± 13
No. 30		X ± 12
No. 50		X ± 9
No. 100		1–15
No. 200		0–10

NOTE: "X" is the gradation that you propose to furnish for the specific sieve size.

37-4.03B Material

37-4.03B(1) General

Reserved

37-4.03B(2) Sand

Sand must be free from deleterious coatings, clay balls, roots, bark, sticks, rags, and other extraneous material.

Sand for a flush coat must comply with the gradations shown in the following table:

Sand Gradation

Quality characteristic	Test method	Requirement
Gradation (% passing by weight)	California Test 202	
Sieve size:		
3/8"		100
No. 4		93–100
No. 8		61–99
No. 16		X ± 13
No. 30		X ± 12
No. 50		X ± 9
No. 100		1–15
No. 200		0–10

NOTE: "X" is the gradation that you propose to furnish for the specific sieve size.

Fine aggregate sizes must be distributed such that the difference between the total percentage passing the No. 16 and No. 30 sieves is from 10 to 40, and the difference between the percentage passing the No. 30 and No. 50 sieves is from 10 to 40.

37-4.03C Construction

37-4.03C(1) General

During flush coat activities, close adjacent lanes to traffic. Do not track asphaltic emulsion on existing pavement surfaces.

Apply sand immediately after applying asphaltic emulsions.

Spread sand aggregate with a mechanical device that spreads sand at a uniform rate over the full width of a traffic lane in a single application. Spread sand at a rate from 2 to 6 lb/sq yd. You determine the application rates for sand and the Engineer authorizes the application rate.

37-4.03C(2) Sweeping

Sweep loose sand material remaining on the surface 24 hours after application.

37-4.03D Payment

The Department does not adjust the unit price for an increase or decrease in the sand cover (seal) quantity.

37-5 PARKING AREA SEALS

37-5.01 GENERAL

37-5.01A Summary

Section 37-5 includes specifications for applying parking area seals. Sealing a parking area consists of spreading a mixture of asphaltic emulsion, aggregate, polymer, and water.

37-5.01B Definitions

Reserved

37-5.01C Submittals

At least 15 days before starting placement, submit a 20 lb sample of the aggregate to be used.

At least 10 days before starting placement, submit:

1. Name of the authorized laboratory to perform testing and mix design.
2. Laboratory report of test results and a proposed mix design. The report and mix design must include the specific materials to be used and show a comparison of test results and specifications. The mix design report must include the quantity of water allowed to be added at the job site. The authorized laboratory performing the tests must sign the original laboratory report and mix design.
3. Manufacturer's data for oil seal primer and polymer.

If the mix design consists of the same materials covered by a previous laboratory report, you may submit the previous laboratory report that must include material testing data performed within the previous 12 months for authorization.

If you request substitute materials, submit a new laboratory report and mix design at least 10 days before starting placement.

Submit a certificate of compliance for the parking area seal material.

Immediately after sampling, submit two 1-quart plastic containers of parking area seal taken in the presence of the Engineer. Samples must be submitted in insulated shipping containers.

37-5.01D Quality Assurance

37-5.01D(1) General

Reserved

37-5.01D(2) Quality Control

37-5.01D(2)(a) General

Reserved

37-5.01D(2)(b) Asphaltic Emulsions

For an asphaltic emulsion, the authorized laboratory must perform quality control sampling and testing at the specified frequency and location for the following quality characteristics:

Asphaltic Emulsion

Asphaltic Emulsion			
Quality characteristic	Test Method	Minimum sampling and testing frequency	Sampling location
Saybolt Furol Viscosity, at 25 °C (Saybolt Furol seconds)	AASHTO T 59	Minimum 1 per day per delivery truck	Distributor truck
Sieve Test (%)			
Storage stability, 1 day (%)			
Residue by distillation (%)			
Particle charge ^a			
Tests on Residue from Distillation Test			
Penetration, 25 °C	AASHTO T 49	Minimum 1 per day per delivery truck	Distributor truck
Ductility	AASHTO T 51		
Solubility in trichloroethylene	AASHTO T 44		

^aIf the result of the particle char is inconclusive, the asphaltic emulsion must be tested for pH under ASTM E70. Grade QS1h asphaltic emulsion must have a minimum pH of 7.3. Grade CQS1h asphaltic emulsion must have a maximum pH of 6.7.

37-5.01D(2)(c) Sand

For sand, the authorized laboratory must perform sampling and testing at the specified frequency and location for the following quality characteristics:

Sand Quality Control

Quality characteristic	Test method	Minimum sampling and testing frequency	Location of sampling
Gradation (% passing by weight)	California Test 202	One per project	See California Test 125

37-5.01D(2)(d) Parking Area Seals

For a parking area seal, the authorized laboratory must perform quality control sampling and testing at the specified frequency for the following quality characteristics:

Parking Area Seal Requirements

Parking Area Seal Requirements		
Quality characteristic	Test method	Frequency
Mass per liter (kg)	ASTM D244	One per project
Cone penetration (mm)	California Test 413	
Nonvolatile (%)	ASTM D2042 ^a	
Nonvolatile soluble in trichloroethylene (%)		
Wet track abrasion (g/m ²)	ASTM D3910	
Dried film color	--	
Viscosity (KU) ^b	ASTM D562	

^aWeigh 10 g of homogenous material into a previously tarred, small can. Place in a constant temperature oven at 165 ± 5 °C for 90 ± 3 minutes. Cool, reweigh, and calculate nonvolatile components as a percent of the original weight.

^bKrebs units

37-5.01D(3) Department Acceptance

Parking area seal acceptance is based on:

1. Visual inspection for:
 - 1.1. Uniform surface texture throughout the work limits
 - 1.2. Marks in the surface:
 - 1.2.1. Up to 4 marks in the completed parking area seal that are up to 1 inch wide and up to 6 inches long per 1,000 square feet of parking area seal placed.
 - 1.2.2. No marks in the completed parking area seal surface that are over 1 inch wide or 6 inches long.

- 1.2. Raveling consisting of the separation of the aggregate from the asphaltic emulsion
- 1.3. Bleeding consisting of the occurrence of a film of asphaltic material on the surface of the parking area seal
- 1.4. Delaminating of the parking area seal from the existing pavement
- 1.5. Rutting or wash-boarding
2. The Department's sampling and testing of aggregate for compliance with 100 percent passing no. 16 sieve under California Test 202
3. The Department's sampling and testing for compliance with the requirements shown in the following table:

Parking Area Seal Acceptance Criteria

Quality characteristic	Test method	Requirement
Mass per liter (min, kg)	ASTM D244	1.1
Cone penetration (mm)	California Test 413	340–700
Nonvolatile (min, %)	ASTM D2042 ^a	50
Nonvolatile soluble in trichloroethylene (%)		10–35
Wet track abrasion (max, g/m ²)	ASTM D3910	380
Dried film color	--	Black
Viscosity (min, KU) ^b	ASTM D562	75

^aWeigh 10 g of homogenous material into a previously tared, small ointment can. Place in a constant temperature oven at 165 ± 5 °C for 90 ± 3 minutes. Cool, reweigh, and calculate nonvolatile components as a percent of the original weight.

^bKrebs units

37-5.02 MATERIALS

37-5.02A General

Aggregate must be clean, hard, durable, uncoated, and free from organic and deleterious substances. One hundred percent of the aggregate must pass the no. 16 sieve.

Asphaltic emulsion must be either Grade SS1h or CSS1h, except the values for penetration at 25 degrees C for tests on residue from distillation must be from 20 to 60.

Polymer must be either neoprene, ethylene vinyl acetate, or a blend of butadiene and styrene.

Oil seal primer must be a quick-drying emulsion with admixtures. Oil seal primer must be manufactured to isolate the parking area seal from pavement with residual oils, petroleum grease, and spilled gasoline.

Crack sealant must comply with section 37-6.

Water must be potable and not separate from the emulsion before the material is placed.

37-5.02B Mix Design

The proposed mix design for a parking area seal must comply with the requirements shown in the following table:

Parking Area Seal Mix Design Requirements

Quality characteristic	Test method	Requirement
Mass per liter (min, kg)	ASTM D244	1.1
Cone penetration (mm)	California Test 413	340–700
Nonvolatile (min, %)	ASTM D2042 ^a	50
Nonvolatile soluble in trichloroethylene (%)		10–35
Wet track abrasion (max, g/m ²)	ASTM D3910	380
Dried film color	--	Black
Viscosity (min, KU) ^b	ASTM D562	75

^aWeigh 10 g of homogenous material into a previously tarred, small ointment can. Place in a constant temperature oven at 165 ± 5 °C for 90 ± 3 minutes. Cool, reweigh, and calculate nonvolatile components as a percent of the original weight.

^bKrebs units

A parking area seal must contain a minimum of 2 percent polymer by volume of undiluted asphaltic emulsion.

37-5.02C Proportioning

Parking area seal ingredients must be mixed at a central plant. The plant must include mechanical or electronic controls that consistently proportion the ingredients. Mix an asphaltic emulsion with the other ingredients mechanically.

Store the parking area seal in a tank equipped with mixing or agitation devices. Keep stored materials thoroughly mixed. Protect stored materials from freezing conditions.

37-5.03 CONSTRUCTION

37-5.03A General

Request that the Engineer shut off the irrigation control system at least 5 days before placing the seal. Do not water plants adjacent to the seal at least 24 hours before and after the seal coat placement.

37-5.03B Surface Preparations

If cracks in the existing pavement are from 1/4 to 1 inch wide, treat the cracks under section 37-6. Do not place the parking area seals until the Engineer determines that the crack treatments are cured.

If cracks in the existing pavement are greater than 1 inch wide, the Engineer orders the repair. This work is change order work.

After any crack treatment and before placing parking area seals, clean the pavement surface, including removal of oil and grease spots. Do not use solvents.

If cleaning the pavement with detergents, thoroughly rinse with water. Allow all water to dry before placing parking area seals.

You must seal oil and grease spots that remain after cleaning. Use an oil seal primer and comply with the manufacturer's instructions.

If the existing pavement has oil and grease spots that do not come clean and sealing is insufficient, the Engineer orders the repair of the pavement. This work is change order work.

Before placing the parking area seals, dampen the pavement surface using a distributor truck. Place the seal on the damp pavement but do not place it with standing water on the pavement.

37-5.03C Placement

If adding water at the job site based on the manufacturer's instructions for consistency and spreadability, do not exceed 15 percent by volume of undiluted asphaltic emulsion.

Place the parking area seals in 1 or more application. The seals must be uniform and smooth, free of ridges or uncoated areas.

If placing in multiple applications, allow the last application to thoroughly dry before the subsequent application.

Do not allow traffic on the parking area seals for at least 24 hours after placement.

Do not stripe over the parking area seals until it is dry.

37-5.04 PAYMENT

The payment quantity for parking area seal is the weight determined by combining the weights of the aggregate and asphaltic emulsion. The payment quantity for parking area seal does not include the added water and set-control additive.

37-6 CRACK TREATMENTS

37-6.01 GENERAL

37-6.01A Summary

Section 37-6 includes specifications for treating cracks in asphalt concrete pavement.

37-6.01B Definitions

Reserved

37-6.01C Submittals

If your selected crack treatment material is on the Authorized Material List for flexible pavement crack treatment material, submit a certificate of compliance including:

1. Manufacturer's name
2. Production location
3. Brand or trade name
4. Designation
5. Batch or lot number
6. Crack treatment material type
7. Contractor or subcontractor name
8. Contract number
9. Lot size
10. Shipment date
11. Manufacturer's signature

If your selected crack treatment material is not on the Authorized Material List for flexible pavement crack treatment material, submit a sample and test results from each batch or lot 20 days before use. Testing must be performed by an authorized laboratory and test results must show compliance with the specifications. Test reports must include the information specified for the certificate of compliance submittal. Each hot-applied crack treatment material sample must be a minimum of 3 lb and submitted in a silicone release container. Each cold-applied crack treatment material sample must be a minimum of 2 quarts and submitted in a plastic container.

At least 10 days before the start of work, submit sand gradation test results under California Test 202.

Submit the following with each delivery of crack treatment material to the job site:

1. Manufacturer's heating and application instructions
2. Manufacturer's SDS
3. Name of the manufacturer's recommended detackifying agent

37-6.01D Quality Assurance

37-6.01D(1) General

Hot-applied crack treatment material must be sampled at least once per project in the Engineer's presence. Collect two 3-pounds-minimum samples of crack treatment material from the dispensing wand into silicone release boxes.

Cold-applied crack treatment material must be sampled at least once per project in the Engineer's presence. Collect 2 samples of crack treatment material from the dispensing wand into 1-quart containers.

37-6.01D(2) Quality Control

Reserved

37-6.01D(3) Department Acceptance

Crack treatment acceptance is based on:

1. Visual inspection for uniform filling of cracks throughout the work limits including:
 - 1.2. Crack treatment is not more than a 1/4 inch below the specified level
 - 1.3. Sealant failures
 - 1.4. Crack re-opening
 - 1.5. Crack overbanding is less than 3 inches wide
2. The Department's sampling and testing for compliance with the requirements shown in the following table:

Crack Treatment Acceptance Criteria

Quality characteristic ^a	Test method ^b	Requirement				
		Type 1	Type 2	Type 3	Type 4	Type 5
Softening point (min, °C)	ASTM D36	102	96	90	84	84
Cone penetration at 77 °F (max)	ASTM D5329	35	40	50	70	90
Resilience at 77 °F, unaged (%)	ASTM D5329	20–60	25–65	30–70	35–75	40–80
Flexibility(°C) ^c	ASTM D3111	0	0	0	-11	-28
Tensile adhesion (min, %)	ASTM D5329	300	400	400	500	500
Specific gravity (max)	ASTM D70	1.25	1.25	1.25	1.25	1.25
Asphalt compatibility	ASTM D5329	Pass	Pass	Pass	Pass	Pass
Sieve test (% passing)	See note d	100	100	100	100	100

^aCold-applied crack treatment material residue collected under ASTM D6943, Method B and sampled under ASTM D140 must comply with the grade specified.

^bExcept for viscosity, cure each specimen at a temperature of 23 ± 2 °C and a relative humidity of 50 ± 10 percent for 24 ± 2 hours before testing.

^cFor the flexibility test, the specimen size must be 6.4 ± 0.2 mm thick by 25 ± 0.2 mm wide by 150 ± 0.5 mm long. The test mandrel diameter must be 6.4 ± 0.2 mm. The bend arc must be 180 degrees. The bend rate must be 2 ± 1 seconds. At least 4 of 5 test specimens must pass at the specified test temperature without fracture, crazing, or cracking.

^dFor hot-applied crack treatment, dilute with toluene and sieve through a no. 8 sieve. For cold-applied crack treatment, sieve the material as-received through a no. 8 sieve. If the manufacturer provides a statement that added components passed the no. 16 sieve before blending, this requirement is void.

37-6.02 MATERIALS

37-6.02A General

Reserved

37-6.02B Crack Treatment Material

A crack treatment material must comply with the requirements shown in the following table:

Crack Treatment Material

Quality characteristic ^a	Test method ^b	Requirement				
		Type 1	Type 2	Type 3	Type 4	Type 5
Softening point (min, °C)	ASTM D36	102	96	90	84	84
Cone penetration at 77 °F (max)	ASTM D5329	35	40	50	70	90
Resilience at 77 °F, unaged (%)	ASTM D5329	20–60	25–65	30–70	35–75	40–80
Flexibility(°C) ^c	ASTM D3111	0	0	0	-11	-28
Tensile adhesion (min, %)	ASTM D5329	300	400	400	500	500
Specific gravity (max)	ASTM D70	1.25	1.25	1.25	1.25	1.25
Asphalt compatibility	ASTM D5329	Pass	Pass	Pass	Pass	Pass
Sieve test (% passing)	See note d	100	100	100	100	100

^aCold-applied crack treatment material residue collected under ASTM D6943, Method B and sampled under ASTM D140 must comply with the grade specifications.

^bExcept for viscosity, cure each specimen at a temperature of 23 ± 2 °C and a relative humidity of 50 ± 10 percent for 24 ± 2 hours before testing.

^cFor the flexibility test, the specimen size must be 6.4 ± 0.2 mm thick by 25 ± 0.2 mm wide by 150 ± 0.5 mm long. The test mandrel diameter must be 6.4 ± 0.2 mm. The bend arc must be 180 degrees. The bend rate must be 2 ± 1 seconds. At least 4 of 5 test specimens must pass at the specified test temperature without fracture, crazing, or cracking.

^dFor hot-applied crack treatment, dilute with toluene and sieve through a no. 8 sieve. For cold-applied crack treatment, sieve the material as-received through a no. 8 sieve. If the manufacturer provides a statement that added components passed the no. 16 sieve before blending, this requirement is void.

A crack treatment material must be delivered to the job site with the information listed below. If crack treatment material is delivered to the job site in containers, each container must be marked with the following information.

1. Manufacturer's name
2. Production location
3. Brand or trade name
4. Designation
5. Crack treatment trade name
6. Batch or lot number
7. Maximum heating temperature
8. Expiration date for cold application only

Hot-applied crack treatment must be delivered to the job site premixed in cardboard containers with meltable inclusion liners or in a fully meltable package.

Cold-applied crack treatment must have a minimum shelf life of 3 months from the date of manufacture.

37-6.02C Sand

Sand applied to tacky crack treatment material must be clean, free of clay, and comply with the gradation shown in the following table:

Sand Gradation

Quality characteristic	Test method	Requirement
Gradation (% passing by weight)	California Test 202	
Sieve size:		
No. 4		100
No. 50		0–30
No. 200		0–5

37-6.03 CONSTRUCTION

Treat cracks from 1/4 to 1 inch in width for the entire length of the crack. Fill or repair cracks wider than 1 inch as ordered. Filling cracks wider than 1 inch is change order work.

Add to the table in the 4th paragraph of section 39-2.01A(1):

01-15-16

Asphalt Institute MS-2	7th edition (2015)
------------------------	--------------------

Add to item 8 in the 4th paragraph of section 39-2.01A(3)(b)(i):

07-15-16

, except lime supplier and source

Replace the headings and paragraphs of section 39-2.01A(3)(i) with:

01-15-16

39-2.01A(3)(i) Reserved

Replace the 2nd sentence in the 3rd paragraph of section 39-2.01A(4)(b) with:

01-15-16

Submit 3 parts and keep 1 part.

Add between *single* and *test* in the 7th paragraph of section 39-2.01A(4)(i)(i):

07-15-16

aggregate or HMA

Replace the 1st paragraph of section 39-2.01B(2)(b) with:

07-15-16

If the proposed JMF indicates that the aggregate is being treated with dry lime or lime slurry with marination, or the HMA with liquid antistrip, then testing the untreated aggregate under AASHTO T 283 and AASHTO T 324 is not required.

If HMA treatment is required or being used by the Contractor, determine the plasticity index of the aggregate blend under California Test 204.

Add between *aggregate* and *with dry lime* in the 3rd and 4th paragraphs of section 39-2.01B(2)(b):

07-15-16

blend

Replace the 9th through 11th paragraphs of section 39-2.01B(8)(a) with:

07-15-16

HMA must be produced at the temperatures shown in the following table:

HMA Production Temperatures	
HMA compaction	Temperature (°F)
HMA	
Density based Method	≤ 325 305–325
HMA with WMA technology	
Density based Method	240–325 260–325

Delete the 1st paragraph of section 39-2.01B(11).

Add after the 2nd paragraph of section 39-2.01B(11):

For miscellaneous areas and dikes:

1. Choose the aggregate gradation from:
 - 1.1. 3/8-inch Type A HMA aggregate gradation
 - 1.2. 1/2-inch Type A HMA aggregate gradation
 - 1.3. 1/2-inch dike mix aggregate gradation
2. Choose asphalt binder Grade PG 64-10, PG 64-16 or PG 70-10.
3. Minimum asphalt binder content must be:
 - 3.1. 6.40 percent for 3/8-inch Type A HMA aggregate gradation
 - 3.2. 5.70 percent for 1/2-inch Type A HMA aggregate gradation
 - 3.3. 6.40 percent for 1/2-inch dike mix aggregate gradation

If you request and the Engineer authorizes, you may reduce the minimum asphalt binder content.

Aggregate gradation for 1/2-inch dike mix must be within the TV limits for the specified sieve size shown in the following table:

**Aggregate Gradation for 1/2-inch Dike Mix
(Percentage Passing)**

Sieve size	Target value limit	Allowable tolerance
3/4"	100	--
1/2"	90–95	TV ± 5
No. 4	70–75	TV ± 5
No. 8	23–25	TV ± 5
No. 50	15–35	TV ± 5
No. 200	7.0–13.0	TV ± 2.0

Replace item 4 in the 2nd paragraph of section 39-2.01C(1) with:

4. For method compaction:
 - 4.1. The temperature of the HMA and the HMA produced with WMA water injection technology in the windrow does not fall below 260 degrees F
 - 4.2. The temperature of the HMA produced using WMA additive technology in the windrow does not fall below 250 degrees F

Delete item 3 in the 8th paragraph of section 39-2.01C(1).

Replace 39-2.01A(3)(m)(iv) in the 6th paragraph of section 39-2.01C(3)(e) with:

36-3.01C(3)

Replace 2.06 in the 4th paragraph of section 39-2.01C(3)(f) with:

2.05

Add to the end of section 39-2.01C(15)(b):

07-15-16

The compacted lift thickness must not exceed 0.25 foot.

Add between *rectangles* and *with* in the 4th paragraph of section 39-2.01C(16):

04-15-16

, half the lane width,

Add between *to* and *the* in item 1 of the 4th paragraph of section 39-2.01C(16):

04-15-16

and along

Delete *coat* in the 5th paragraph of section 39-2.01C(16).

07-15-16

Replace 37 in the 5th paragraph of section 39-2.01C(16) with:

07-15-16

37-4.02

Replace section 39-2.02A(3)(b) with:

01-15-16

The JMF must be based on the superpave HMA mix design as described in *MS-2 Asphalt Mix Design Methods* by the Asphalt Institute.

Add between the 1st and 2nd paragraphs of section 39-2.02C:

07-15-16

If the ambient air temperature is below 60 degrees F, cover the loads in trucks with tarpaulins. If the time for HMA discharge to truck at the HMA plant until transfer to paver's hopper is 90 minutes or greater and if the ambient air temperature is below 70 degrees F, cover the loads in trucks with tarpaulins, unless the time from discharging to the truck until transfer to the paver's hopper or the pavement surface is less than 30 minutes. The tarpaulins must completely cover the exposed load until you transfer the mixture to the paver's hopper or the pavement surface.

Replace the table in the 2nd paragraph of section 39-2.02C with:

07-15-16

Minimum Ambient Air and Surface Temperatures

Lift thickness (feet)	Ambient air (°F)		Surface (°F)	
	Unmodified asphalt binder	Modified asphalt binder	Unmodified asphalt binder	Modified asphalt binder
Type A HMA and Type A HMA produced with WMA water injection technology				
<0.15	55	50	60	55
≥0.15	45	45	50	50
Type A HMA produced with WMA additive technology				
<0.15	45	45	50	45
≥0.15	40	40	40	40

Delete the 3rd paragraph of section 39-2.02C.

Add between *HMA* and *placed* in the 1st sentence of the 4th paragraph of section 39-2.02C:

07-15-16

and Type A HMA produced with WMA water injection technology

Add between the 4th and the 5th paragraphs of section 39-2.02C:

07-15-16

For Type A HMA produced with WMA additive technology placed under method compaction, if the asphalt binder is:

1. Unmodified, complete:
 - 1.1 1st coverage of breakdown compaction before the surface temperature drops below 240 degrees F
 - 1.2 Breakdown and intermediate compaction before the surface temperature drops below 190 degrees F
 - 1.3 Finish compaction before the surface temperature drops below 140 degrees F
 - 1.4 You may continue static rolling below 140 degrees F to remove roller marks.
2. Modified, complete:
 - 2.1 1st coverage of breakdown compaction before the surface temperature drops below 230 degrees F
 - 2.2 Breakdown and intermediate compaction before the surface temperature drops below 170 degrees F
 - 2.3 Finish compaction before the surface temperature drops below 130 degrees F
 - 2.4 You may continue static rolling below 130 degrees F to remove roller marks.

Replace the 2nd paragraph of section 39-2.03A(3)(b) with:

01-15-16

The JMF must be based on the superpave HMA mix design as described in *MS-2 Asphalt Mix Design Methods* by the Asphalt Institute.

Replace the requirement in the row for *Voids in mineral aggregate on plant produced HMA* in the 2nd table in section 39-2.03A(4)(e)(i) with:

01-15-16

18.0-23.0

Add before the 1st paragraph of section 39-2.03A(4)(e)(ii)(C):

04-15-16

CRM used must be on the Authorized Materials List for Crumb Rubber Modifier.

CRM must be a ground or granulated combination of scrap tire crumb rubber and high natural scrap tire crumb rubber, CRM must be 75.0 ± 2.0 percent scrap tire crumb rubber and 25.0 ± 2.0 percent high natural scrap tire crumb rubber by total weight of CRM. Scrap tire crumb rubber and high natural scrap tire crumb rubber must be derived from waste tires described in Pub Res Code § 42703.

Replace the row for *Hamburg wheel track* in the table in section 39-2.03B(2) with:

01-15-16

Hamburg wheel track (min, number of passes at the inflection point)	AASHTO T 324 (Modified) ^d	
Binder grade:		
PG 58		10,000
PG 64		12,500
PG 70		15,000

Replace *RHMA-G* in the 3rd and 5th paragraphs of section 39-2.03C with:

07-15-16

RHMA-G and RHMA-G produced with WMA water injection technology

Add between the 5th and 6th paragraphs of section 39-2.03C:

07-15-16

For RHMA-G produced with WMA additive technology placed under method compaction:

1. Complete the 1st coverage of breakdown compaction before the surface temperature drops below 260 degrees F
2. Complete breakdown and intermediate compaction before the surface temperature drops below 230 degrees F
3. Complete finish compaction before the surface temperature drops below 180 degrees F
4. You may continue static rolling below 140 degrees F to remove roller marks

Replace the 6th and 7th paragraphs of section 39-2.04C with:

07-15-16

For HMA-O and HMA-O produced with WMA water injection technology:

1. With unmodified asphalt binder:
 - 1.1. Spread and compact only if the atmospheric temperature is at least 55 degrees F and the surface temperature is at least 60 degrees F.
 - 1.2. Complete the 1st coverage using 2 rollers before the surface temperature drops below 240 degrees F.
 - 1.3. Complete all compaction before the surface temperature drops below 200 degrees F.
2. With modified asphalt binder, except asphalt rubber binder:
 - 2.1. Spread and compact only if the atmospheric temperature is at least 50 degrees F and the surface temperature is at least 50 degrees F.
 - 2.2. Complete the 1st coverage using 2 rollers before the surface temperature drops below 240 degrees F.
 - 2.3. Complete all compaction before the surface temperature drops below 180 degrees F.

For HMA-O produced with WMA additive technology:

1. With unmodified asphalt binder:
 - 1.1. Spread and compact only if the atmospheric temperature is at least 45 degrees F and the surface temperature is at least 50 degrees F.
 - 1.2. Complete the 1st coverage using 2 rollers before the surface temperature drops below 230 degrees F.
 - 1.3. Complete all compaction before the surface temperature drops below 190 degrees F.
2. With modified asphalt binder, except asphalt rubber binder:
 - 2.1. Spread and compact only if the atmospheric temperature is at least 40 degrees F and the surface temperature is at least 40 degrees F.
 - 2.2. Complete the 1st coverage using 2 rollers before the surface temperature drops below 230 degrees F.

- 2.3. Complete all compaction before the surface temperature drops below 170 degrees F.

Replace *RHMA-O* and *RHMA-O-HB* in the 8th paragraph of section 39-2.04C with:

07-15-16

RHMA-O and RHMA-O produced with WMA water injection technology, and RHMA-O-HB and RHMA-O-HB produced with WMA water injection technology

Add between the 8th and 9th paragraphs of section 39-2.04C:

07-15-16

For RHMA-O produced with WMA additive technology and RHMA-O-HB produced with WMA additives technology:

1. Spread and compact if the ambient air temperature is at least 45 degrees F and the surface temperature is at least 50 degrees F
2. Complete the 1st coverage using 2 rollers before the surface temperature drops below 270 degrees F
3. Complete all compaction before the surface temperature drops below 240 degrees F

Add to the 2nd paragraph of section 39-2.05A(3)(b):

01-15-16

The material transfer vehicle must receive HMA directly from the truck.

Replace *Table 6.1* at each occurrence in the table in section 39-2.05B(2) with:

01-15-16

Table 8.1

Replace *SP-2 Asphalt Mixture* in the 1st footnote in the table in the 2nd paragraph of section 39-2.05B(2)(b) with:

01-15-16

MS-2 Asphalt Mix Design Methods

Replace *Manual Series No. 2 (MS-2)* in the 1st footnote in the table in the 2nd paragraph of section 39-2.05B(2)(b) with:

01-15-16

MS-2 Asphalt Mix Design Methods

Replace 39-3.05 in the 1st paragraph of section 39-3.04A with:

01-15-16

39-3.04

Add to the end of section 39-3.04A:

07-15-16

Schedule cold planing activities such that the pavement is cold planed, the HMA is placed, and the area is opened to traffic during the same work shift.

Delete the 2nd sentence of the 1st paragraph in section 39-3.04C(4).

07-15-16

01-15-16

[illegible]

07-15-16

07-15-16

Rock for rock slope protection at drain pipe outlets must be small-rock slope protection and must comply with the gradation specified for 7-inch-thick layer in section 72-4.02.

AA

07-15-16

04-15-16

Delete the 2nd paragraph of section 49-1.01A.

07-15-16

Load test and anchor piles must comply with the specifications for piling as described and Class N steel pipe piling.

07-15-16

5. Welds that connect the anchor pile and the anchor pile head must be tested under section 49-2.02A(4)(b)(iii)(C)

07-15-16

Furnish labor, materials, tools, equipment, and incidentals as required to assist the Department in the transportation, installation, operation, and removal of Department-furnished steel load test beams, jacks, bearing plates, drills, and other test equipment. This is change order work.

07-15-16

Piles to be dynamically monitored must:

1. Have an additional length of 2 times the pile diameter plus 2 feet.
2. Be available to the Department at least 2 business days before driving.
3. Be safely supported at least 6 inches off the ground in a horizontal position on at least 2 support blocks. If requested, rotate the piles on the blocks.
4. Be positioned such that the Department has safe access to the entire pile length and circumference for the installation of anchorages and control marks for monitoring.

Delete *business* in item 6 in the list in the 8th paragraph of section 49-1.01D(4).

07-15-16

Add to the list in 9th paragraph of section 49-1.01D(4):

07-15-16

3. Cut pile to the specified cut-off elevation after bearing acceptance criteria is provided by the Department

Delete the 3rd paragraph of section 49-1.03.

04-15-16

Delete the 2nd paragraph of section 49-1.04.

04-15-16

Delete the 4th paragraph of section 49-2.01C(5).

01-15-16

Replace item 3 in the list in the 2nd paragraph of section 49-3.01A with:

07-15-16

3. CISS concrete piles

Add between *undisturbed material* and *in a dry* in the 1st paragraph of section 49-3.01C:

07-15-16

, casing, or steel shell

Replace the 2nd and 3rd paragraphs of section 49-3.01C with:

07-15-16

Place and secure reinforcement. Securely block the reinforcement to provide the minimum clearance shown between the reinforcing steel cage and the sides of the drilled hole, casing, or steel shell.

Steel shells, casings, and drilled holes must be clean and free of debris before reinforcement and concrete are placed.

Replace *dewatered* in the 4th paragraphs of section 49-3.01C with:

07-15-16

drilled

Add to section 49-3.02A(1):

07-15-16

Permanent steel casing and driven steel shell must comply with section 49-2.02.

Replace the paragraph of section 49-3.02A(2) with:

07-15-16

dry hole: A drilled hole that requires no work to keep it free of water.

dewatered hole: A drilled hole that:

1. Accumulates no more than 12 inches of water at the bottom during a 1 hour period without any pumping from the hole.

2. Has no more than 3 inches of water at the bottom immediately before placing concrete.
3. Does not require temporary casing to control the groundwater.

Replace item 8 in the list in the 1st paragraph of section 49-3.02A(3)(b) with:

07-15-16

8. Drilling plan and sequence
9. Concrete sequence and placement plan
10. If inspection pipes are required, methods for ensuring the inspection pipes remain straight, undamaged, and properly aligned during concrete placement

Replace 1 business day in the paragraph of section 49-3.02A(3)(d) with:

07-15-16

2 business days

Add to section 49-3.02A(3)(d):

07-15-16

The log must:

1. Show the pile location, tip elevation, cutoff elevation, dates of excavation and concrete placement, total quantity of concrete placed, length and tip elevation of any casing, and details of any hole stabilization method and materials used.
2. Include an 8-1/2 by 11 inch graph of concrete placed versus depth of hole filled as follows:
 - 2.1. Plot the graph continuously throughout concrete placement. Plot the depth of drilled hole filled vertically with the pile tip at the bottom and the quantity of concrete placed horizontally.
 - 2.2. Take readings at each 5 feet of pile depth, and indicate the time of the reading on the graph.

Add after the sentence in the paragraph of section 49-3.02A(3)(e):

07-15-16

Allow 10 days for the review.

Replace the 3rd sentence in the paragraph of section 49-3.02A(3)(f) with:

07-15-16

Allow 10 days for the review and analysis of this report.

Add after *rejected pile* in the 1st sentence in the 1st paragraph of section 49-3.02A(3)(g):

07-15-16

to be mitigated

Delete the 2nd paragraph of section 49-3.02A(3)(g).

07-15-16

Replace item 3 in the list in the 3rd paragraph of section 49-3.02A(3)(g) with:

07-15-16

3. Step by step description of the mitigation work to be performed, including drawings if necessary. If the *ADSC Standard Mitigation Plan* is an acceptable mitigation method, include the most recent version. For the most recent version of the *ADSC Standard Mitigation Plan*, go to:
<http://www.dot.ca.gov/hq/esc/geotech/ft/adscmitplan.htm>

Replace the 2nd sentence in the paragraph of section 49-3.02A(3)(i) with:

07-15-16

Allow 10 days for the review.

Add to section 49-3.02A(3):

07-15-16

49-3.02A(3)(j) Certifications

If synthetic slurry is used, submit as an informational submittal the names and certifications of your employees who are trained and certified by the synthetic slurry manufacturer.

Add after *excavated hole* in the 1st sentence in the 3rd paragraph of section 49-3.02A(4)(c):

07-15-16

lined with plastic

Replace the 1st paragraph of section 49-3.02A(4)(d)(i) with:

07-15-16

Section 49-3.02A(4)(d) applies to CIDH concrete piles except for piles (1) less than 24 inches in diameter or (2) constructed in dry or dewatered holes.

Replace *gamma-gamma logging* in the 2nd paragraph of section 49-3.02A(4)(d)(i) with:

07-15-16

GGL

Replace the 1st sentence in the 3rd paragraph of section 49-3.02A(4)(d)(i) with:

07-15-16

After notification by the Engineer of pile acceptance, fill the inspection pipes and cored holes with grout.

Replace *gamma-gamma logging* in section 49-3.02A(4)(d)(ii) with:

07-15-16

GGL

Replace the 3rd and 4th paragraphs of section 49-3.02A(4)(d)(iii) with:

07-15-16

The Department may perform CSL to determine the extent of the anomalies identified by GGL and to further evaluate a rejected pile for the presence of anomalies not identified by GGL. The pile acceptance test report will indicate if the Department intends to perform CSL and when the testing will be performed. Allow the Department 20 additional days for a total of 50 days to perform CSL and to provide supplemental results.

If authorized, you may perform testing on the rejected pile.

07-15-16

Delete the 8th paragraph of section 49-3.02A(4)(d)(iii).

Add to the end of section 49-3.02A(4)(d)(iii):

07-15-16

If the Engineer determines it is not feasible to repair the rejected pile, submit a mitigation plan for replacement or supplementation of the rejected pile.

Add to section 49-3.02A(4):

07-15-16

49-3.02A(4)(e) Certifications

If synthetic slurry is used, your employees who will be providing technical assistance in the slurry activities must be trained and certified by the synthetic slurry manufacturer to show their competency to perform inspection of slurry operations.

Replace section 49-3.02B(4) with:

07-15-16

49-3.02B(4) Reserved

Replace *near* in the 3rd, 4th, and 5th paragraphs of section 49-3.02B(6)(b) with:

07-15-16

within 2 feet of

Replace *twice per shift* in item 2 in the 3rd paragraph of section 49-3.02B(6)(b) with:

07-15-16

every 4 hours

Delete the 7th and 8th paragraphs of section 49-3.02B(6)(b).

07-15-16

Delete the 3rd paragraph of section 49-3.02B(6)(c).

07-15-16

Replace *near* in item 2 in the 4th paragraph of section 49-3.02B(6)(c) with:

07-15-16

within 2 feet of

Replace item 5 in the 4th paragraph of section 49-3.02B(6)(c) with:

07-15-16

5. After final cleaning and immediately before placing concrete.

Replace section 49-3.02B(9) with:

07-15-16

49-3.02B(9) Inspection Pipes

Inspection pipes must be schedule 40 PVC pipe complying with ASTM D1785 with a nominal pipe size of 2 inches.

Watertight PVC couplers complying with ASTM D2466 are allowed to facilitate pipe lengths in excess of those commercially available.

Add to the beginning of section 49-3.02C(1):

07-15-16

Unless otherwise authorized, drilling the hole and placing reinforcement and concrete in the hole must be performed in a continuous operation.

Replace the 5th paragraph of section 49-3.02C(2) with:

07-15-16

If slurry is used during excavation, maintain the slurry level at a height required to maintain a stable hole, but not less than 10 feet above the piezometric head.

Replace the 1st sentence in the 9th paragraph of section 49-3.02C(2) with:

07-15-16

Remove water that has infiltrated the dewatered hole before placing concrete, as required for dewatered hole.

Replace the 1st sentence in the 10th paragraph of section 49-3.02C(2) with:

07-15-16

If authorized, to control caving or water seepage, you may enlarge portions of the hole, backfill the hole with slurry cement backfill, concrete, or other material, and redrill the hole to the diameter shown.

Replace the 4th paragraph of section 49-3.02C(3) with:

07-15-16

Remove the temporary casing during concrete placement. Maintain the concrete in the casing at a level required to maintain a stable hole, but not less than 5 feet above the bottom of the casing, to prevent displacement of the concrete by material from outside the casing.

Replace the 5th paragraph of section 49-3.02C(4) with:

07-15-16

For a single CIDH concrete pile supporting a column:

1. If the pile and the column share the same reinforcing cage diameter, this cage must be accurately placed as shown
2. If the pile reinforcing cage is larger in diameter than the column cage:
 - 2.1. Maintain a clear horizontal distance of at least 3.5 inches between the two cages, if the concrete is placed under dry conditions
 - 2.2. Maintain a clear horizontal distance of at least 5 inches between the two cages if the concrete is placed under slurry
 - 2.3. The offset between the centerlines of the two cages must not exceed 6 inches

Replace the paragraphs in section 49-3.02C(5) with:

07-15-16

For acceptance testing, install and test vertical inspection pipes as follows:

1. Log the location of the inspection pipe couplers with respect to the plane of pile cutoff.
2. Cap each inspection pipe at the bottom. Extend the pipe from 3 feet above the pile cutoff to the bottom of the reinforcing cage. Provide a temporary top cap or similar means to keep the pipes clean before testing. If pile cutoff is below the ground surface or working platform, extend inspection pipes to 3 feet above the ground surface or working platform.
3. If any changes are made to the pile tip, extend the inspection pipes to the bottom of the reinforcing cage.
4. Install inspection pipes in a straight alignment and parallel to the main reinforcement. Securely fasten inspection pipes in place and provide protective measures to prevent misalignment or damage to the inspection pipes during installation of the reinforcement and placement of concrete in the hole. Construct CIDH concrete piles such that the relative distance of inspection pipes to vertical steel reinforcement remains constant.
5. After concrete placement is complete, fill inspection pipes with water to prevent debonding of the pipe.
6. Provide safe access to the tops of the inspection pipes.

7. After placing concrete and before requesting acceptance testing, test each inspection pipe in the Engineer's presence by passing a rigid cylinder through the length of pipe. The rigid cylinder must be 1-1/4-inch diameter by 4.5-foot long, weigh 12 pounds or less, and be able to freely pass down through the entire length of the pipe under its own weight and without the application of force.
8. When performing acceptance testing, inspection pipes must provide a 2-inch-diameter clear opening and be completely clean, unobstructed, and either dry or filled with water as authorized.
9. After acceptance testing is complete, completely fill the inspection pipes with water.

If the rigid cylinder fails to pass through the inspection pipe:

1. Completely fill the inspection pipes in the pile with water immediately.
2. Core a nominal 2-inch-diameter hole through the concrete for the entire length of the pile for each inspection pipe that does not pass the rigid cylinder. Coring must not damage the pile reinforcement.
3. Locate cored holes as close as possible to the inspection pipes they are replacing and no more than 5 inches clear from the reinforcement.

Core holes using a double wall core barrel system with a split tube type inner barrel. Coring with a solid type inner barrel is not allowed.

Coring methods and equipment must provide intact cores for the entire length of the pile.

Photograph and store concrete cores as specified for rock cores in section 49-1.01D(5).

The coring operation must be logged by an engineering geologist or civil engineer licensed in the State and experienced in core logging. Coring logs must comply with the Department's *Soil and Rock Logging, Classification, and Presentation Manual* for rock cores. Coring logs must include core recovery, rock quality designation of the concrete, locations of breaks, and complete descriptions of inclusions and voids encountered during coring.

The Department evaluates the portion of the pile represented by the cored hole based on the submitted coring logs and concrete cores. If the Department determines a pile is anomalous based on the coring logs and concrete cores, the pile is rejected.

Replace item 2 in the list in the 2nd paragraph of section 49-3.02C(7) with:

07-15-16

2. Extend at least 5 feet below the construction joint. If placing casing into rock or a dry hole, the casing must extend at least 2 feet below the construction joint.

Add to the beginning of section 49-3.02C(9):

07-15-16

49-3.02C(9)(a) General

Replace the 2nd sentence of the 3rd paragraph of section 49-3.02C(9) with:

04-15-16

Do not vibrate the concrete.

Add after *concrete pump* in the 8th paragraph of section 49-3.02C(9):

07-15-16

and slurry pump

Replace item 3 in the list in the 11th paragraph of section 49-3.02C(9) with:

07-15-16

3. Maintain the slurry level at a height required to maintain a stable hole, but not less than 10 feet above the piezometric head.

Replace the 13th paragraph of section 49-3.02C(9) with:

07-15-16

Maintain a log of concrete placement for each drilled hole.

Replace 14th and 15th paragraphs of section 49-3.02C(9) with:

07-15-16

If a temporary casing is used, maintain concrete placed under slurry at a level required to maintain a stable hole, but not less than 5 feet above the bottom of the casing. The withdrawal of the casing must not cause contamination of the concrete with slurry.

The equivalent hydrostatic pressure inside the casing must be greater than the hydrostatic pressure on the outside of the casing to prevent intrusion of water, slurry, or soil into the column of freshly placed concrete.

Remove scum, laitance, and slurry-contaminated concrete from the top of the pile.

Add to section 49-3.02C(9):

07-15-16

49-3.02C(9)(b) Mineral Slurry

Remove any caked slurry on the sides or bottom of hole before placing reinforcement.

If concrete is not placed immediately after placing reinforcement, the reinforcement must be removed and cleaned of slurry, the sides of the drilled hole must be cleaned of caked slurry, and the reinforcement again placed in the hole for concrete placement.

49-3.02C(9)(c) Synthetic Slurry

A manufacturer's representative must:

1. Provide technical assistance for the use of their material
2. Be at the job site before introduction of the synthetic slurry into the drilled hole
3. Remain at the job site until released by the Engineer

After the manufacturer's representative has been released by the Engineer, your employee certified by the manufacturer must be present during the construction of the pile under slurry.

Replace the heading of section 49-3.03 with:

07-15-16

CAST-IN-STEEL SHELL CONCRETE PILING

Replace the 1st paragraph of section 49-3.03A(1) with:

07-15-16

Section 49-3.03 includes specifications for constructing CISS concrete piles consisting of driven open-ended or closed-ended steel shells filled with reinforcement and concrete.

Add to the end of section 49-3.03A(1):

07-15-16

CISS concrete piles include Class 90 Alternative V and Class 140 Alternative V piles.

Add to section 49-3.03A(3):

01-15-16

Submit a Pile and Driving Data Form under section 49-2.01A(3)(a) if specified in the special provisions.

07-15-16

07-15-16

01-15-16

01-15-16

01-15-16

01-15-16

01-15-16

01-15-16

01-15-16

01-15-16

01-15-16

01-15-16

01-15-16

01-15-16

01-15-16

01-15-16

01-15-16

01-15-16

01-15-16

01-15-16

07-15-16

07-15-16

07-15-16

07-15-16

07-15-16

07-15-16

07-15-16

07-15-16

07-15-16

Each load cell must be calibrated and have an indicator that can be used to determine the force in the prestressing steel.

The range of each load cell must be such that the lower 10 percent of the manufacturer's rated capacity is not used in determining the jacking force.

Each jack must be calibrated equipped with its gauges.

Mechanically calibrate the gauges with a dead weight tester or other authorized means before calibration of the jacking equipment.

50-1.01D(2)(b)(ii) Post-tensioning

Equip each hydraulic jack used to tension prestressing steel with 2 pressure gauges or 1 pressure gauge and a load cell. Only 1 pressure gauge must be connected to the jack during stressing.

Each jack used to tension prestressing steel permanently anchored at 25 percent or more of its specified minimum ultimate tensile strength must be calibrated by METS within 1 year of use and after each repair. You must:

1. Schedule the calibration of the jacking equipment with METS.
2. Verify that the jack and supporting systems are complete, with proper components, and are in good operating condition.
3. Provide labor, equipment, and material to (1) install and support the jacking and calibration equipment and (2) remove the equipment after the calibration is complete.
4. Plot the calibration results.

Each jack used to tension prestressing steel permanently anchored at less than 25 percent of its specified minimum ultimate tensile strength must be calibrated by an authorized laboratory within 180 days of use and after each repair.

50-1.01D(2)(b)(iii) Pretensioning

Each jack used to pretension prestressing steel must be calibrated, equipped with its gauges, by a laboratory on the Authorized Laboratory List within 1 year of use and after each repair.

Calibrate pretensioning jacks:

1. Under ASTM E4 using an authorized laboratory. Certification that the calibration is performed to ASTM accuracy is not required.
2. In the presence of the Engineer. Notify the Engineer at least 2 business days before calibrating the jack.
3. Using 3 test cycles. Average the forces from each test cycle at each increment.
4. To cover the load range used in the work.

Gauges for pretensioning jacks may:

1. Be electronic pressure indicators that display either:
 - 1.1. Pressure in 100 psi increments or less
 - 1.2. Load to 1 percent of the maximum sensor/indicator capacity or 2 percent of the maximum load applied, whichever is smaller
2. Have a dial less than 6 inches in diameter

Gauges displaying pressure must have been calibrated within 1 year of the jack calibration.

Each hydraulic jack used for pretensioning must be equipped with either 2 gauges or 1 gauge and a load cell or you must have a calibrated standby jack with its gauge present on site during stressing.

AA

51 CONCRETE STRUCTURES

07-15-16

Add to the list in the 2nd paragraph of section 51-1.01A:

8. Pile extensions

04-15-16

9. Drainage inlets

07-15-16

Add to the list in the 6th paragraph of section 51-1.01A:

7. Drainage inlets

07-15-16

Add to section 51-1.02I:

Metal frames, covers, grates, and other miscellaneous iron and steel used with drainage inlets must comply with section 75-2.

07-15-16

Add to section 51-1.03B:

You may use PC drainage inlets as an alternative to CIP drainage inlets.

07-15-16

Add between the 10th and 11th paragraphs of section 51-1.03C(2)(a):

For drainage inlets, extend the outside forms at least 12 inches below the top of the inlet. You may place concrete against excavated earth below this depth except:

07-15-16

1. You must use full-depth outside forms or other protection when work activities or unstable earth may cause hazardous conditions or contamination of the concrete.
2. You must increase the wall thickness 2 inches if placing concrete against the excavated surface. The interior dimensions must be as shown.

Add to section 51-1.03C(2)(b):

For drainage inlets, remove exterior forms to at least 12 inches below the final ground surface. Exterior forms below this depth may remain if their total thickness is not more than 1 inch.

07-15-16

Add to the list in the 2nd paragraph of section 51-1.03F(2):

4. Interior and top surfaces of drainage inlets

07-15-16

Add to section 51-1.04:

The payment quantity for structural concrete, drainage inlet is the volume determined from the dimensions shown for CIP drainage inlets.

07-15-16

Add to section 51-4.01C(1):

For PC drainage inlets, submit field repair procedures and a patching material test sample before repairs are made. Allow 10 days for the Engineer's review.

07-15-16

Add to section 51-4.01C(2)(a):

07-15-16

For drainage inlets with oval or circular cross sections, submit shop drawings with calculations. Shop drawings and calculations must be sealed and signed by an engineer who is registered as a civil engineer in the State. Allow 15 days for the Engineer's review.

Add to section 51-4.01D(3):

07-15-16

The Engineer may reject PC drainage inlets exhibiting any of the following:

1. Cracks more than 1/32 inch wide
2. Nonrepairable honeycombed or spalled areas of more than 6 square inches
3. Noncompliance with reinforcement tolerances or cross sectional area shown
4. Wall, inlet floor, or lid less than minimum thickness
5. Internal dimensions less than dimensions shown by 1 percent or 1/2 inch, whichever is greater
6. Defects affecting performance or structural integrity

Add to section 51-4.02C:

07-15-16

Materials for PC drainage inlets must comply with the following:

1. Preformed flexible joint sealant must be butyl-rubber complying with ASTM C990
2. Resilient connectors must comply with ASTM C923
3. Sand bedding must comply with section 19-3.02F(2)
4. Bonding agents must comply with ASTM C1059/C1059, Type II

Add to section 51-4.02D:

07-15-16

51-4.02D(8) Drainage Inlets

PC units for drainage inlets must be rectangular, round, or oval in cross section, or any combination. Transitions from a rectangular grate opening to a round or oval basin must be made in not less than 8 inches. Provide means for field adjustment to meet final grade, paving, or surfacing.

If oval or circular shape cross-sections are furnished, they must comply with *AASHTO LRFD Bridge Design Specifications, Sixth Edition with California Amendments*.

Wall and slab thicknesses may be less than the dimensions shown by at most 5 percent or 3/16 inch, whichever is greater.

Reinforcement placement must not vary more than 1/2 inch from the positions shown.

Add to section 51-4.03:

07-15-16

51-4.03H Drainage Inlets

Repair PC drainage inlet sections to correct damage from handling or manufacturing imperfections before installation.

Center pipes in openings to provide a uniform gap. Seal gaps between the pipe and the inlet opening with nonshrink grout under the grout manufacturer's instructions. For systems designated as watertight, seal these gaps with resilient connectors.

Match fit keyed joints to ensure uniform alignment of walls and lids. Keys are not required at the inlet floor level if the floor is precast integrally with the inlet wall. Seal keyed joint locations with preformed butyl rubber joint sealant. You may seal the upper lid and wall joint with nonshrink grout.

Flat drainage inlet floors must have a field-cast topping layer at least 2 inches thick with a slope of 4:1 (horizontal:vertical) toward the outlet. Use a bonding agent when placing the topping layer. Apply the bonding agent under the manufacturer's instructions.

07-15-16

07-15-16

07-15-16

07-15-16

AA

01-15-16

01-15-16

1. 45 diameters of the smaller bar spliced for reinforcing bars no. 8 or smaller
2. 60 diameters of the smaller bar spliced for reinforcing bars nos. 9, 10, and 11

1. 65 diameters of the smaller bar spliced for reinforcing bars no. 8 or smaller
2. 85 diameters of the smaller bar spliced for reinforcing bars nos. 9, 10, and 11

AA

01-15-16

01-15-16

01-15-16

- 01-15-16

01-15-16

01-15-16

[illegible]

07-15-16

07-15-16

07-15-16

07-15-16

07-15-16

07-15-16

07-15-16

07-15-16

07-15-16

07-15-16

07-15-16

07-15-16

07-15-16

07-15-16

07-15-16

07-15-16

07-15-16

07-15-16

Nondestructive Testing for Steel Standards and Poles

Weld location	Weld type	Minimum required NDT
Circumferential splices around the perimeter of tubular sections, poles, and arms	CJP groove weld with backing ring	100% UT or RT
Longitudinal seam	CJP or PJP groove weld	Random 25% MT
Longitudinal seam within 6 inches of a circumferential splice	CJP groove weld	100% UT or RT
Welds attaching base plates, flange plates, pole plates, or mast arm plates to poles or arm tubes	CJP groove weld with backing ring and reinforcing fillet	$t \geq 5/16$ inch: 100% UT and 100% MT $t < 5/16$ inch: 100% MT after root weld pass and final weld pass
	External (top) fillet weld for socket-type connections	100% MT
Hand holes and other appurtenances	Fillet and PJP welds	MT full length on random 25% of all standards and poles

NOTE: t = pole or arm thickness

Nondestructive Testing for Overhead Sign Structures

Weld location	Weld type	Minimum required NDT
Base plate to post	CJP groove weld with backing ring and reinforcing fillet	100% UT and 100% MT
Base plate to gusset plate	CJP groove weld	100% UT
Circumferential splices of pipe or tubular sections	CJP groove weld with backing ring	100% UT or RT
Split post filler plate welds	CJP groove weld with backing bar	100% UT or RT
Longitudinal seam weld for pipe posts	CJP groove weld	t < 1/4 inch: 100% MT t ≥ 1/4 inch: 100% UT or RT
	PJP groove weld	Random 25% RT
Chord angle splice weld	CJP groove weld with backing bar	100% UT or RT
Truss vertical, diagonal, and wind angles to chord angles	Fillet weld	Random 25% MT
Upper junction plate to chord (cantilever type truss)	Fillet weld	Random 25% MT
Bolted field splice plates (tubular frame type)	CJP groove weld	100% UT and 100% MT
Cross beam connection plates (lightweight extinguishable message sign)	Fillet weld	Random 25% MT
Arm connection angles (lightweight extinguishable message sign)	Fillet weld	100% MT
Mast arm to arm plate (lightweight extinguishable message sign)	CJP groove weld with backing ring	t ≥ 5/16 inch: 100% UT and 100% MT t < 5/16 inch: 100% MT after root weld pass and final weld pass
Post angle to post (lightweight extinguishable message sign)	Fillet weld	100% MT
Hand holes and other appurtenances	Fillet and PJP welds	MT full length on random 25% of all sign structures

NOTE: t = pole or arm thickness

56-1.01D(2)(b)(ii) Ultrasonic Testing

For UT of welded joints with any members less than 5/16 inch thick or tubular sections less than 13 inches in diameter, the acceptance and repair criteria must comply with Clause 6.13.3.1 of AWS D1.1.

For UT of other welded joints, the acceptance and repair criteria must comply with Table 6.3 of AWS D1.1 for cyclically loaded nontubular connections.

After galvanization, perform additional inspection for toe cracks along the full length of all CJP groove welds at tube-to-transverse plate connections using UT.

When performing UT, use an authorized procedure under AWS D1.1, Annex S.

56-1.01D(2)(b)(iii) Radiographic Testing

The acceptance criteria for radiographic or real time image testing must comply with AWS D1.1 for tensile stress welds.

56-1.01D(2)(b)(iv) Longitudinal Seam Welds

The Engineer selects the random locations for NDT.

Grind the cover pass smooth at the locations to be tested.

If repairs are required in a portion of a tested weld, perform NDT on the repaired portion and on 25 percent of the untested portions of the weld. If more repairs are required, perform NDT on the entire weld.

56-1.01D(3) Department Acceptance

Reserved

Replace section 56-2.01D(2)(b) with:

07-15-16

Reserved

Replace the 2nd sentence of the 1st paragraph of section 56-2.02F with:

07-15-16

Manufactured pipe posts must comply with one of the following:

Add to the list in the 1st paragraph of section 56-2.02F:

07-15-16

4. ASTM A1085, Grade A

Replace the 2nd paragraph of section 56-2.02F with:

07-15-16

You may fabricate pipe posts from structural steel complying with ASTM A36/A36M, ASTM A709/A709M, Grade 36, or ASTM A572/A572M, Grades 42 or 50.

Delete the last sentence in the 1st paragraph of section 56-2.02K(2).

07-15-16

Delete the 3rd paragraph of section 56-2.02K(2).

07-15-16

Replace the 2nd paragraph of section 56-2.02K(4) with:

07-15-16

Safety cable at walkways must not be kinked, knotted, deformed, frayed, or spliced.

Replace the 1st sentence of the paragraph in section 56-2.02K(5) with:

07-15-16

The edges of handholes and other large post and arm openings must be ground smooth.

Replace the heading of section 56-3 with:

07-15-16

56-3 STANDARDS, POLES, PEDESTALS, AND POSTS

Replace the paragraph in section 56-3.01A with:

07-15-16

Section 56-3 includes general specifications for fabricating and installing standards, poles, pedestals, and posts.

Replace section 56-3.01B(2)(b) with:

07-15-16

Standards with handholes must comply with the following:

1. Include a UL-listed lug and 3/16-inch or larger brass or bronze bolt for attaching the bonding jumper for non-slip-base standards.
2. Attach a UL-listed lug to the bottom slip base plate with a 3/16-inch or larger brass or bronze bolt for attaching the bonding jumper for slip-base standards.

Replace the 1st sentence of the 3rd paragraph of section 56-3.01C(2)(a) with:

07-15-16

After each standard, pole, pedestal, and post is properly positioned, place mortar under the base plate.

Replace the 2nd sentence of the 4th paragraph of section 56-3.01C(2)(a) with:

07-15-16

The top of the foundation at curbs or sidewalks must be finished to curb or sidewalk grade.

Replace the 10th paragraph of section 56-3.01C(2)(a) with:

07-15-16

Except when located on a structure, construct foundations monolithically.

Replace the 13th paragraph of section 56-3.01C(2)(a) with:

07-15-16

Do not erect standards, poles, pedestals, or posts until the concrete foundation has cured for at least 7 days.

Replace the 14th paragraph in section 56-3.01C(2)(a) with:

07-15-16

The Engineer selects either the plumbing or raking technique for standards, poles, pedestals, and posts. Plumb or rake by adjusting the leveling nuts before tightening nuts. Do not use shims or similar devices. After final adjustments of both top nuts and leveling nuts on anchorage assemblies have been made and each standard, pole, pedestal, and post on the structure is properly positioned, tighten nuts as follows:

1. Tighten leveling nuts and top nuts, following a crisscross pattern, until bearing surfaces of all nuts, washers, and base plates are in firm contact.
2. Use an indelible marker to mark the top nuts and base plate with lines showing relative alignment of the nut to the base plate.
3. Tighten top nuts following a crisscross pattern:
 - 3.1. Additional 1/6 turn for anchor bolts greater than 1-1/2 inches in diameter.
 - 3.2. Additional 1/3 turn for other anchor bolts.
 - 3.3. Tightening tolerance for all top nuts is $\pm 1/8$ turn.

Replace the 1st sentence of the 4th paragraph of section 56-3.01C(2)(b) with:

07-15-16

If shown, use sleeve nuts on Type 1 standards.

Add to section 56-3.01C(2)(b):

07-15-16

Spiral reinforcement must be continuous above the bottom of the anchor bolts. The top termination must be either:

1. 1'-6" lap beyond the end of pitch with a 90-degree hook extending to the opposite side of the cage, or
2. 1'-6" lap beyond the end of pitch with 2 evenly spaced authorized mechanical couplers

Replace the 1st sentence of the paragraph in section 56-3.02A(4)(b) with:

07-15-16

For cast slip bases for standards and poles with shaft lengths of 15 feet or more, perform RT on 1 casting from each lot of a maximum of 50 castings under ASTM E94.

Replace the 2nd paragraph of section 56-3.02B(1) with:

07-15-16

Material for push button posts, pedestrian barricades, and guard posts must comply with ASTM A53/A53M or ASTM A500/A500M.

Add to section 56-3.02B(1):

07-15-16

Steel pipe standards and mast arms must be hot dip galvanized after manufacturing. Remove spikes from galvanized surfaces.

Replace the 2nd paragraph of section 56-3.02B(2) with:

07-15-16

HS anchor bolts, nuts, and washers must comply with section 55-1.02D(1) and the following:

1. Bolt threads must be rolled
2. Hardness of HS anchor bolts must not exceed 34 HRC when tested under ASTM F606
3. Galvanization must be by mechanical deposition
4. Nuts must be heavy-hex type
5. Each lot of nuts must be proof load tested

Replace the 2nd sentence of the 9th paragraph of section 56-3.02B(2) with:

07-15-16

During manufacturing, properly locate the position of the luminaire arm on the arm plate to avoid interference with the cap screw heads.

Add to section 56-3.02B(3)(a):

07-15-16

Steel having a nominal thickness greater than 2 inches that is used for tube-to-transverse plate connections must have a minimum CVN impact value of 20 ft-lb at 20 degrees F when tested under ASTM E23.

Add to section 56-3.02B(3)(c):

07-15-16

The length of telescopic slip-fit splices must be at least 1.5 times the inside diameter of the exposed end of the female section.

For welds connecting reinforced handholes or box-type pole plate connections to a tubular member, the start and stop points must be at points located on a longitudinal axis of symmetry of the tube coinciding with the axis of symmetry of the hand hole or pole plate.

07-15-16

Standard type	Torque (ft-lb)
15-SB	150
15-SBF	150
30	150
31	200

07-15-16

07-15-16

07-15-16

07-15-16

AA

07-15-16

01-15-16

07-15-16

- 07-15-16

Page 111 of 183

Delete the 4th paragraph of section 59-2.01C(1).

A A

07-15-16

07-15-16

Delete the 2nd sentence in the 11th paragraph of section 60-3.04B(3)(c).

AA

07-15-16

Replace *Reserved* in section 64-3 with:

07-15-16

64-3.01A Summary

Section 64-3 includes specifications for constructing slotted plastic pipe.

Slotted plastic pipe includes structure excavation, concrete backfill, connecting new pipe to new or existing facilities, concrete collars, reinforcement, and other connecting devices.

64-3.01B Definitions

Reserved

64-3.01C Submittals

If an *or* equal slotted plastic pipe is being considered, it must be submitted 30 days before installation for approval.

If RSC is used for concrete backfill for slotted plastic pipe, submit the concrete mix design and test data from an authorized laboratory 10 days before excavating the pipe trench. The laboratory must specify the cure time required for the concrete mix to attain 2,000 psi compressive strength when tested under California Test 521.

Heel-resistant grates if specified must be submitted 30 days before installation for approval. Anchorage details must be included in the submittal.

64-3.01D Quality Assurance

Reserved

64-3.02 MATERIALS

64-3.02A General

Not Used

64-3.02B Slotted Plastic Pipes

Slotted plastic pipe must be one of the following or equal:

Slotted Plastic Pipe	
12" diameter	18" diameter
Zurn Z888-12	Zurn Z888-18
ACO Qmax 350	ACO Qmax 365
ADS Duraslot-12	ADS Duraslot-18

64-3.02C Concrete Backfill

Concrete for concrete backfill for slotted plastic pipe must comply with the specifications for minor concrete. You may use RSC instead of minor concrete for concrete backfill.

If RSC is used for concrete backfill, the RSC must:

1. Contain at least 590 pounds of cementitious material per cubic yard
2. Comply with section 90-3.02A, except section 90-1 does not apply
3. Comply with section 90-2

64-3.02D Heel-Resistant Grates

Heel-resistant grate must:

1. Be designed to carry traffic loadings
2. Comply with ADA requirements
3. Be constructed of steel or cast iron
4. Be provided by the same manufacturer of the slotted plastic pipe
5. Comply with the manufacturer's instructions

64-3.02E Bar Reinforcement

Bar reinforcement must comply with ASTM A615/A615M, Grade 60 or ASTM A706/A706M, Grade 60.

64-3.02F Miscellaneous Metal

Ductile iron, nuts, bolts, and washers must comply with section 75.

64-3.02G Grout

Grout must be non-shrink grout complying with ASTM C1107/C1107M.

64-3.02H Curing Compound

Non-pigmented curing compound must comply with ASTM C309, Type 1, Class B.

64-3.02I End Caps

End cap must:

1. Be provided by the same manufacturer of the slotted plastic pipe
2. Prevent concrete backfill from entering the pipe

64-3.03 CONSTRUCTION

64-3.03A General

Cover the grate slots with heavy-duty tape or other authorized covering during paving and concrete backfilling activities to prevent material from entering the slots.

64-3.03B Preparation

Pave adjacent traffic lanes before installing slotted plastic pipes.

Excavation must comply with section 19-3.

64-3.03C Installation

Lay and join slotted plastic pipes under the pipe manufacturer's instructions.

Lay pipes to line and grade with sections closely jointed and adequately secured to prevent separation during placement of the concrete backfill. If the pipes do not have a positive interlocking mechanism like a slot and tongue connection, secure the sections together with nuts, bolts, and washers before backfilling.

The top of slotted plastic pipes must not extend above the completed surface. Position the pipes so that the concrete backfill is flush with the surrounding grade and above the top of the grate from 1/8 to 1/4 inch.

Place channels with the male and female ends facing each other.

Place lateral support bar reinforcement on both sides of the grate slots. The support bar reinforcement must run the full length of the slots.

Anchor heel-resistant grates to the concrete backfill under the manufacturer's instructions.

64-3.03D Concrete Backfill

Wherever minor concrete is used for concrete backfill for slotted plastic pipe, do not allow traffic on top of the backfill within 7 days of placement.

Wherever RSC is used for concrete backfill for slotted plastic pipe, do not allow traffic on top of the backfill before the required cure time of 2,000 psi is achieved.

Place concrete backfill where shown.

Consolidate the concrete backfill with high-frequency internal vibrators.

Texture the concrete backfill surface with a broom or burlap drag to produce a durable skid-resistant surface.

Apply a non-pigmented curing compound to the exposed concrete backfill surface whenever the atmospheric temperature is 90 degrees F or greater after placement.

64-3.03E Transition Fittings

Use transition fittings to connect slotted plastic pipes to drainage inlets. The transition fittings must be supplied by the same pipe manufacturer.

Where welds are required in transition fittings, welds must comply with the pipe manufacturer's instructions. The completed welds must not have visible pinholes. Fill the gaps around the pipes in the inlet structure wall with non-shrink grout where the pipes connect to an existing drainage structure. Install the grout under the pipe manufacturer's instructions.

Cut the pipes as shown after the grout used to seal the transition fitting has cured for at least 24 hours.

64-3.04 PAYMENT

Slotted plastic pipe is measured along the centerline of the pipe and parallel with the slope line. If the pipe is cut to fit a structure or slope, the payment quantity is the length of pipe necessary to be placed before cutting, measured in 2-foot increments.

AA

DIVISION VII DRAINAGE FACILITIES

71 EXISTING DRAINAGE FACILITIES

01-15-16

Replace items 5 and 6 in the list in the 1st paragraph of section 71-3.01D with:

5. Performing postrehabilitation inspection

01-15-16

Add after the 4th paragraph of section 71-3.01D:

01-15-16

Record the quantity of grout that is installed and submit this quantity. The Department does not pay for grout that leaks through to the inside of the culvert. The Department does not pay for grout material that is wasted, disposed of, or remaining on hand after the completion of the work.

Replace the 2nd heading in section 71-5.03 with:

01-15-16

71-5.03B Frames, Covers, Grates, and Manholes

AA

DIVISION VIII MISCELLANEOUS CONSTRUCTION
72 SLOPE PROTECTION

07-15-16

Replace the 1st and 2nd paragraphs of section 72-2.02B with:

07-15-16

For method A and B placement and the class of RSP described, comply with the rock gradation shown in the following table:

Rock Gradation								
Nominal RSP class by median particle diameter ^b		Nominal median particle weight W ₅₀ ^{c,d}	d ₁₅ ^c (inches)		d ₅₀ ^c (inches)		d ₁₀₀ ^c (inches)	Placement
Class ^a	Diameter (inches)		Min	Max	Min	Max	Max	Method
I	6	20 lb	3.7	5.2	5.7	6.9	12.0	B
II	9	60 lb	5.5	7.8	8.5	10.5	18.0	B
III	12	150 lb	7.3	10.5	11.5	14.0	24.0	B
IV	15	300 lb	9.2	13.0	14.5	17.5	30.0	B
V	18	1/4 ton	11.0	15.5	17.0	20.5	36.0	B
VI	21	3/8 ton	13.0	18.5	20.0	24.0	42.0	A or B
VII	24	1/2 ton	14.5	21.0	23.0	27.5	48.0	A or B
VIII	30	1 ton	18.5	26.0	28.5	34.5	48.0	A or B
IX	36	2 ton	22.0	31.5	34.0	41.5	52.8	A
X	42	3 ton	25.5	36.5	40.0	48.5	60.5	A
XI	46	4 ton	28.0	39.4	43.7	53.1	66.6	A

^aFor RSP Classes I–VIII, use Class 8 RSP fabric. For RSP Classes IX–XI, use Class 10 RSP fabric.

^bIntermediate or B dimension (i.e., width) where A dimension is length and C dimension is thickness.

^cd%, where % denotes the percentage of the total weight of the graded material.

^dValues shown are based on the minimum and maximum particle diameters shown and an average specific gravity of 2.65. Weight will vary based on specific gravity of rock available for the project.

Replace the table in section 72-2.02C with:

07-15-16

Fabric Class	
Class	Largest rock gradation class used in slope protection
8	Classes I–VIII
10	Classes IX–XI

Replace the table in the 1st paragraph of section 72-3.02C with:

07-15-16

Concreted-Rock Gradation

Nominal RSP class by median particle diameter ^b		Nominal median particle weight $W_{50}^{c,d}$ Weight ^a	d_{15}^c		d_{60}^c		d_{100}^c
Class ^a	Size (inches)		Min	Max	Min	Max	Max
I	6	20 lb	3.7	5.2	5.7	6.9	12.0
II	9	60 lb	5.5	7.8	8.5	10.5	18.0
III	12	150 lb	7.3	10.5	11.5	14.0	24.0
V	18	1/4 ton	11.0	15.5	17.0	20.5	36.0
VII	24	1/2 ton	14.5	21.0	23.0	27.5	48.0

^aUse Class 8 RSP fabric.

^bIntermediate or B dimension (i.e., width) where A dimension is length and C dimension is thickness.

^cd%, where % denotes the percentage of the total weight of the graded material.

^dValues shown are based on the minimum and maximum particle diameters shown and an assumed specific gravity of 2.65. Weight will vary based on specific gravity of rock available for the project.

Replace the table in section 72-3.03E with:

07-15-16

Minimum Concrete Penetration

	Rock class				
	VII	V	III	II	I
Penetration (inches)	18	14	10	8	6

AA

73 CONCRETE CURBS AND SIDEWALKS

07-15-16

Replace section 73-3.01A with:

07-15-16

Section 73-3 includes specifications for constructing sidewalks, gutter depressions, island paving, curb ramps, and driveways.

AA

74 PUMPING EQUIPMENT AND CONTROLS

04-15-16

Replace 87-1.03K in the 4th paragraph of section 74-3.03B(2) with:

04-15-16

87

AA

80 FENCES

07-15-16

Replace section 80-4 with:

07-15-16

80-4 WILDLIFE EXCLUSION FENCES

80-4.01 GENERAL

80-4.01A General

Section 80-4 includes specifications for constructing wildlife exclusion fences.

Constructing a wildlife exclusion fence includes the installation of any signs specified in the special provisions.

80-4.01B Materials

Each T post must:

1. Comply with ASTM A702
2. Be metal and have an anchor plate
3. Be painted black or galvanized

80-4.01C Construction

Not Used

80-4.01D Payment

Not Used

80-4.02 DESERT TORTOISE FENCES

80-4.02A General

Section 80-4.02 includes specifications for constructing desert tortoise fences.

80-4.02B Materials

80-4.02B(1) Permanent Desert Tortoise Fences

80-4.02B(1)(a) General

Each wire tie and hog ring for a permanent desert tortoise fence must comply with section 80-2.02F.

Each hold down pin must:

1. Be U-shaped, with 2 minimum 6-inch long legs
2. Have pointed ends
3. Be at least 11-gauge wire
4. Be galvanized
5. Be commercial quality

80-4.02B(1)(b) Hardware Cloth

The hardware cloth must:

1. Comply with ASTM A740
2. Be welded or woven galvanized steel wire fabric
3. Be made of at least 14-gauge wire
4. Be 36 inches wide

80-4.02B(1)(c) Barbless Wire

The barbless wire must:

1. Comply with ASTM A641/A641M
2. Be at least 14-gauge wire
3. Have a Class 1 zinc coating

80-4.02B(1)(d) Posts

Each post must:

1. Comply with ASTM F1083
2. Be standard weight, schedule 40 steel pipe with a nominal pipe size of 1 inch
3. Be galvanized steel fence post conforming to ASTM A702

80-4.02B(2) Temporary Desert Tortoise Fences

The materials for a temporary desert tortoise fence must comply with section 80-4.02B(1), except the hardware cloth must be made of at least 16-gauge wire.

80-4.02C Construction

80-4.02C(1) General

Extend the hardware cloth a minimum of 24 inches above the ground.

Plumb the posts and pull the hardware cloth taut. Correct any alignment issues.

80-4.02C(2) Permanent Desert Tortoise Fences

Excavate the ground to form a trench before installing the posts and hardware cloth. Embed the posts at maximum 5-foot intervals into the ground. If T posts are used, use 5-foot lengths and embed the posts to match the above-ground height shown for the posts.

Securely fasten the hardware cloth to the posts with wire ties and to barbless wire with hog rings as shown. Pass the wire ties through the hardware cloth. Encircle the posts and barbless wire with the ties and tie them by twisting a minimum of 3 complete turns.

Bend the twisted ends of the ties down to prevent possible snagging. Close hog rings with their ends overlapping.

Bury the hardware cloth a minimum of 12 inches into the ground. Install the cloth in 1 continuous piece. You may cut the cloth into shorter segments if authorized.

Overlap the hardware cloth segments at posts, with a minimum overlap of 6 inches centered at a post. Wire tie the overlapped cloth to posts as shown. Prevent fraying by threading barbless wire along the vertical edges of the hardware cloth on either side of the post or use 3 equally spaced hog rings (6 hog rings per location) along each wire cloth edge.

Where bedrock or caliche substrate is encountered, use the bent hardware cloth detail if authorized. Transitions from buried-to-bent or bent-to-buried configuration must occur at a post location with a minimum 6-inch overlap of the hardware cloth as shown. The maximum spacing for hold down pins is 24 inches on center. Anchor in place with hold down pins the beginning and end corners of the hardware cloth placed on the ground.

Backfill the removed earth material into the trench created to install the hardware cloth and posts. Use an 8 lb or heavier hand tamper to compact the backfill around the posts and hardware cloth. Install a post at each corner of the cloth segments.

If a gate must be installed, attach the hardware cloth to the gate frame such that there is contact along the entire length of the gate between the finished ground surface and the lower edge of the cloth. Install the gate under section 80-10.

80-4.02C(3) Temporary Desert Tortoise Fences

Fold the horizontal edge of the hardware cloth at a 90° angle toward the tortoise habitat area. Ensure the clearance to the ground at the bend is from 0 to 2 inches.

Where the hardware cloth overlaps, secure the bend piece with one of the following:

1. Barbless wire threaded along the width of the cloth
2. Minimum of 4 hog rings equally spaced along the edge

Fasten the bent piece to the ground with hold down pins pushed completely into the ground.

Add to the end of section 84-8.03A:

07-15-16

The noise level created by the combined grinding activities must not exceed 86 dBA when measured at a distance of 50 feet at right angles to the direction of travel.

Break rumble strips before and after intersections, driveways, railroad crossings, freeway gore areas, and freeway ramps. Place breaks and break distances as shown. You may adjust breaks and the break distances as needed at low-volume driveways or other locations if authorized.

Delete new in the 1st paragraph of section 84-8.03B.

07-15-16

Add to the end of section 84-8.03B:

07-15-16

Remove grinding residue under section 13-4.03E(7).

Replace the 1st paragraph of section 84-8.03C with:

07-15-16

Construct rumble strips in the top layer of HMA and asphalt concrete surfacing by the ground-in method.

Add between the 2nd and 3rd paragraphs of section 84-8.03C:

07-15-16

Dispose of the removed material.

Delete the 2nd paragraph of section 84-8.03C.

07-15-16

Replace 37-2 in the 3rd paragraph of section 84-8.03C with:

07-15-16

37-4.02

Replace section 84-8.04 with:

07-15-16

The payment quantity for any type of rumble strip is the length measured by the station along the length of the rumble strip without deductions for gaps between indentations.

Replace the 2nd paragraph of section 84-9.03B with:

04-15-16

Completely remove traffic stripes and pavement markings, including any paint in the gaps, by methods that do not remove pavement to a depth of more than 1/8 inch.

Add between the 2nd and 3rd paragraphs of section 84-9.03B:

04-15-16

Submit your proposed method for removing traffic stripes and pavement markings at least 7 days before starting the removal work. Allow 2 business days for the review.

Remove pavement marking such that the old message cannot be identified. Make any area removed by grinding rectangular. Water must not puddle in the ground areas. Fog seal ground areas on asphalt concrete pavement.

Delete *materially* in the 1st paragraph of section 84-9.03D.

AA

DIVISION X ELECTRICAL WORK

Replace section 86 with:

04-15-16

86 GENERAL

04-15-16

86-1.01 GENERAL

86-1.01A Summary

Section 86 includes general specifications for furnishing electrical equipment and materials.

Electrical equipment and materials must comply with part 4 of the *California MUTCD* and 8 CA Code of Regs, chapter 4, subchapter 5, "Electrical Safety Orders."

Galvanized equipment and materials must comply with section 75-1.02B.

86-1.01B Definitions

accessible pedestrian signal: Accessible pedestrian signal as defined in the *California MUTCD*.

accessible walk indication: Activated audible and vibrotactile action during the walk interval.

actuation: Actuation as defined in the *California MUTCD*.

ambient sound level: Background sound level in dB at a given location.

ambient sound sensing microphone: Microphone that measures the ambient sound level in dB and automatically adjusts the accessible pedestrian signal speaker's volume.

audible speech walk message: Audible prerecorded message that communicates to pedestrians which street has the walk interval.

channel: Discrete information path.

CALiPER: Commercially Available LED Product Evaluation and Reporting. A U.S. Department of Energy program that individually tests and provides unbiased information on the performance of commercially available LED luminaires and lights.

controller assembly: Assembly for controlling a system's operations, consisting of a controller unit and auxiliary equipment housed in a waterproof cabinet.

controller unit: Part of the controller assembly performing the basic timing and logic functions.

correlated color temperature: Absolute temperature in kelvin of a blackbody whose chromaticity most nearly resembles that of the light source.

detector: Detector as defined in the *California MUTCD*.

electrolier: Assembly of a lighting standard and luminaire.

flasher: Device for opening and closing signal circuits at a repetitive rate.

flashing beacon control assembly: Assembly of switches, circuit breakers, terminal blocks, flasher, wiring, and other necessary electrical components housed in a single enclosure for operating a beacon.

house side lumens: Lumens from a luminaire directed to light up areas between the fixture and the pole, such as sidewalks at intersection or areas off the shoulders on freeways.

illuminance gradient: Ratio of the minimum illuminance on a 1-foot square of sign panel to that on an adjacent 1-foot square of sign panel.

inductive loop detector: Detector capable of being actuated by an inductance change caused by a vehicle passing or standing over the loop. An inductive loop detector includes a loop or group of loops installed in the roadway and a lead-in cable installed and connected inside a controller cabinet.

junction temperature: Temperature of the electronic junction of the LED device. The junction temperature is critical in determining photometric performance, estimating operational life, and preventing catastrophic failure of the LED.

L70: Extrapolated life in hours of the luminaire when the luminous output depreciates 30 percent from the initial values.

lighting standard: Pole and mast arm supporting the luminaire.

LM-79: Test method from the Illumination Engineering Society of North America specifying the test conditions, measurements, and report format for testing solid state lighting devices, including LED luminaires.

LM-80: Test method from the Illumination Engineering Society of North America specifying the test conditions, measurements, and report format for testing and estimating the long-term performance of LEDs for general lighting purposes.

luminaire: Assembly that houses the light source and controls the light emitted from the light source.

National Voluntary Laboratory Accreditation Program: U.S. Department of Energy program that accredits independent testing laboratories.

powder coating: Coating applied electrostatically using exterior-grade, UV-stable, polymer powder.

power factor: Ratio of the real power component to the complex power component.

pretimed controller assembly: Assembly operating traffic signals under a predetermined cycle length.

programming mechanism: Device to program the accessible pedestrian signal operation.

pull box: Box with a cover that is installed in an accessible place in a conduit run to facilitate the pulling in of wires or cables.

push button information message: Push button information message as defined in the *California MUTCD*.

push button locator tone: Push button locator tone as defined in the *California MUTCD*.

signal face: Signal face as defined in the *California MUTCD*.

signal head: Signal head as defined in the *California MUTCD*.

signal indication: Signal indication as defined in the *California MUTCD*.

signal section: Signal section as defined in the *California MUTCD*.

signal standard: Pole with or without mast arms carrying 1 or more signal faces.

street side lumens: Lumens from a luminaire directed to light up areas between the fixture and the roadway, such as traveled ways and freeway lanes.

surge protection device: Subsystem or component that protects equipment against short-duration voltage transients in power line.

total harmonic distortion: Ratio of the rms value of the sum of the squared individual harmonic amplitudes to the rms value of the fundamental frequency of a complex waveform.

traffic-actuated controller assembly: Assembly for operating traffic signals under the varying demands of traffic as registered by detector actuation.

traffic phase: Traffic phase as defined in the *California MUTCD*.

vehicle: Vehicle as defined in the *California Vehicle Code*.

vibrotactile pedestrian device: Vibrotactile pedestrian device as defined in the *California MUTCD*.

86-1.01C Submittals

86-1.01C(1) General

Within 15 days after Contract approval, submit a list of equipment and materials you propose to install.

Submit the list before shipping equipment and materials to the job site. The list must include:

1. Manufacturer's name
2. Make and model number
3. Month and year of manufacture
4. Lot and serial numbers
5. Contract number
6. Your contact information

Submit confirmation of the vendor's acceptance of the order for the electrical equipment and materials as an informational submittal.

Submit 3 sets of computer-generated, schematic wiring diagrams for each cabinet.

Diagrams, plans, and drawings must be prepared using graphic symbols in IEEE 315, "Graphic Symbols for Electrical and Electronic Diagrams."

Submit a schedule of values within 15 days after Contract approval.

Do not include costs for the traffic control system in the schedule of values.

Submit a manufacturer's maintenance manual or combined maintenance and operation manual as an informational submittal. The manual must have a master item index that includes:

1. Specifications
2. Design characteristics
3. General operation theory
4. Function of all controls
5. Troubleshooting procedure
6. Parts list, descriptions, stock numbers, and settings
7. Block circuit diagram
8. Layout of components
9. Schematic diagrams

86-1.01C(2) Pull Boxes

Submit the manufacturer's installation instructions for pull boxes, including:

1. Quantity and size of entries that can be made without degrading the strength of the pull box below the load rating
2. Locations where side entries can be made
3. Acceptable method for creating the entry

Submit load-rating test reports for pull boxes from a NRTL.

86-1.01C(3) LED Luminaires

Submit for an LED luminaire:

1. Maximum power in watts
2. Maximum designed junction temperature
3. Heat sink area in square inches

4. Designed junction-to-ambient thermal resistance calculation with thermal resistance components clearly defined
5. L70 in hours when extrapolated for the average nighttime operating temperature
6. Life expectancy based on the junction temperature
7. Manufacturer's data sheet for the power supply, including the rated life

Submit the manufacturer's QC test data for LED luminaires as an informational submittal.

86-1.01C(4) Low-Pressure Sodium Luminaires

Submit the manufacturer's QC test data for low-pressure sodium luminaires as an informational submittal.

86-1.01C(5) Service Equipment Enclosures

Submit shop drawings for a service equipment enclosure to METS.

86-1.01C(6) Signal Heads

Submit a certificate of compliance and the manufacturer's QC test data for signal heads as an informational submittal.

86-1.01C(7) LED Signal Modules

Submit the manufacturer's QC test data for LED signal modules as an informational submittal.

86-1.01C(8) Visors

Submit a certificate of compliance and the manufacturer's QC test data for visors as an informational submittal.

86-1.01C(9) LED Countdown Pedestrian Signal Face Modules

Submit the manufacturer's QC test data for LED countdown pedestrian signal face modules as an informational submittal.

86-1.01C(10) Accessible Pedestrian Signals

Submit the manufacturer's QC test data for accessible pedestrian signals as an informational submittal.

86-1.01D Quality Assurance

86-1.01D(1) General

Electrical equipment must comply with one or more of the following standards:

1. ANSI
2. ASTM
3. EIA/ECIA
4. NEMA
5. NETA
6. UL/NRTL
7. TIA

Materials must comply with:

1. FCC rules
2. ITE standards
3. NEC
4. California Electrical Code

86-1.01D(2) Source Quality Control

Service equipment enclosures and cabinets must be inspected and tested at the source.

86-1.01D(3) Department Acceptance

Deliver material and equipment for testing to METS.

Allow 30 days for testing. The Department notifies you when testing is complete.

If the Department accepts the material or equipment, you must pick it up from the test site and deliver it to the job site.

If the Department rejects material or equipment, remove it within 5 business days after you are notified it is rejected. If it is not removed within that period, the Department may remove it and ship it to you and deduct the costs of labor, material and shipping.

Resubmit a new sample and allow 30 days for retesting. The retesting period starts when the replacement material or equipment is delivered to METS.

86-1.02 MATERIALS

86-1.02A General

Anchor bolts, anchor bars or studs, and nuts and washers must comply with section 75-1.02.

Bolt threads must accept galvanized standard nuts without requiring tools or causing removal of protective coatings.

86-1.02B Conduit and Accessories

86-1.02B(1) General

Conduit and fittings must comply with the requirements shown in the following table:

Conduit and Fitting Requirements	
Type	Requirement
1	Must be hot-dip galvanized rigid steel complying with UL 6 and ANSI C80.1. The zinc coating must comply with copper sulfate test requirements in UL 6. Fittings must be electrogalvanized and certified under UL 514B.
2	Must comply with requirements for Type 1 conduit and be coated with PVC or polyethylene. The exterior thermoplastic coating must have a minimum thickness of 35 mils. The internal coating must have a minimum thickness of 2 mils. Coated conduit must comply with NEMA RN 1, or NRTL PVC-001.
3	Must be Type A, extruded, rigid PVC conduit complying with UL 651 or must be HDPE conduit complying with UL 651A.
4	Must have an inner, flexible metal core covered by a waterproof, nonmetallic, sunlight-resistant jacket, and must be UL listed for use as a grounding conductor. Fittings must be certified under UL 514B.
5	Must be intermediate steel complying with UL 1242 and ANSI C80.6. The zinc coating must comply with copper sulfate test requirements specified in UL 1242. Fittings must be electrogalvanized and certified under UL 514B.

Bonding bushings installed on metal conduit must be insulated and either a galvanized or zinc-alloy type.

86-1.02B(2) Structures Accessories

Steel hangers, steel brackets, and other fittings used to support conduit in or on a wall or bridge superstructure must comply with section 75-3.

Precast concrete cradles for conduit must be made of minor concrete and commercial-quality welded wire fabric. The minor concrete must contain a minimum of 590 lb of cementitious material per cubic yard. The cradles must be moist cured for a minimum of 3 days.

86-1.02C Pull Boxes

86-1.02C(1) General

Pull box cover must have a marking on the top that is:

1. Clearly defined
2. Uniform in depth
3. Parallel to either side
4. 1 to 3 inches in height

Cover marking must be:

1. *SERVICE* for service circuits between a service point and service disconnect
2. *SERVICE IRRIGATION* for circuits from a service equipment enclosure to an irrigation controller
3. *SERVICE BOOSTER PUMP* for circuits from a service equipment enclosure to the booster pump
4. *TDC POWER* for circuits from a service equipment enclosure to telephone demarcation cabinet
5. *LIGHTING* for a lighting system
6. *SIGN ILLUMINATION* for a sign illumination system
7. *SIGNAL AND LIGHTING* for a signal and lighting system
8. *RAMP METER* for a ramp metering system
9. *TMS* for a traffic monitoring station
10. *FLASHING BEACON* for a flashing beacon system
11. *CMS* for a changeable message sign system
12. *INTERCONNECT* for an interconnect conduit and cable system

The load rating must be stenciled on the inside and outside of the pull box and the cover.

If a transformer or other device must be placed in the pull box, include recesses for a hanger.

The hardware must be stainless steel with 18 percent chromium and 8 percent nickel content.

86-1.02C(2) Nontraffic Pull Boxes

A nontraffic pull box and cover must comply with ANSI/SCTE 77, "Specification for Underground Enclosure Integrity," for Tier 22 load rating and must be gray or brown.

Each new pull box must have a cover with an electronic marker cast inside.

A pull box extension must be made of the same material as the pull box. The extension may be another pull box if the bottom edge of the pull box fits into the opening for the cover.

The bolts, nuts, and washers must be a captive design and galvanized. Captive bolts for securing the cover of nontraffic pull boxes must be capable of withstanding a torque from 55 to 60 ft-lb and a minimum pull-out strength of 750 lb.

86-1.02C(3) Traffic Pull Boxes

A traffic pull box and cover must comply with ASTM C857 for HS20-44 loading.

The frame must be anchored to the box with 2-1/4-inch-long concrete anchors with a 1/4 inch diameter. A no. 3-1/2(T) pull box must have 4 concrete anchors, one placed in each corner. No. 5(T) and no. 6(T) pull boxes must have 6 concrete anchors, one placed in each corner and one near the middle of each of the longer sides.

Nuts must be vibration-resistant, zinc-plated, carbon steel and have a wedge ramp at the root of the thread.

Before galvanizing a steel or cast iron cover, the manufacturer must apply the cover marking by one of the following methods:

1. Use a cast iron strip at least 1/4 inch thick with letters raised a minimum of 1/16 inch. Fasten the strip to the cover with 1/4-inch, flathead, stainless steel machine bolts and nuts. Peen the bolts after tightening.
2. Use a sheet steel strip at least 0.027 inch thick with letters raised a minimum of 1/16 inch. Fasten the strip to the cover by spot welding, tack welding, or brazing with 1/4-inch stainless steel rivets or 1/4-inch, roundhead, stainless steel machine bolts and nuts. Peen the bolts after tightening.

The steel cover must be countersunk approximately 1/4 inch to accommodate the bolt head. When tightened, the bolt head must be no more than 1/8 inch above the top of the cover.

86-1.02C(4) Reserved

86-1.02D Tapes

86-1.02D(1) General

Reserved

86-1.02D(2) Pull Tape

Pull tape must be a flat, woven, lubricated, soft-fiber, polyester tape with a minimum tensile strength of 1,800 lb. The tape must have sequential measurement markings every 3 feet.

86-1.02D(3) Reserved**86-1.02E Reserved****86-1.02F Conductors and Cables****86-1.02F(1) Conductors****86-1.02F(1)(a) General**

Reserved

86-1.02F(1)(b) Reserved**86-1.02F(1)(c) Copper Conductors****86-1.02F(1)(c)(i) General**

Copper wire must comply with ASTM B3 and B8.

Conductor must be clearly and permanently marked the entire length of its outer surface with:

1. Manufacturer's name or trademark
2. Insulation-type letter designation
3. Conductor size
4. Voltage
5. Temperature rating
6. Number of conductors for a cable

The minimum insulation thickness and color code requirements must comply with NEC.

A conductor must be UL listed or NRTL certified and rated for 600 V(ac).

Insulation for no. 14 to no. 4 conductors must be one of the following:

1. Type TW PVC under ASTM D2219
2. Type THW PVC
3. Type USE, RHH, or RHW cross-linked polyethylene

The insulation for no. 2 and larger conductors must be one of the above or THWN.

Conductors must be identified as shown in the following table:

Conductor Identification

Circuit	Signal phase or function	Identification			Size
		Insulation color ^d		Band symbols	
		Base	Stripe ^a		
Signals (vehicle) ^{a, b}	2, 6	Red, yel, brn	Blk	2, 6	14
	4, 8	Red, yel, brn	Ora	4, 8	14
	1, 5	Red, yel, brn	None	1, 5	14
	3, 7	Red, yel, brn	Pur	3, 7	14
	Ramp meter 1	Red, yel, brn	None	NBR	14
	Ramp meter 2	Red, yel, brn	Blk	NBR	14
Pedestrian signals	2p, 6p	Red, brn	Blk	2p, 6p	14
	4p, 8p	Red, brn	Ora	4p, 8p	14
	1p, 5p	Red, brn	None	1p, 5p	14
	3p, 7p	Red, brn	Pur	3p, 7p	14
Pedestrian push buttons	2p, 6p	Blu	Blk	P-2, P-6	14
	4p, 8p	Blu	Ora	P-4, P-8	14
	1p, 5p	Blu	None	P-1, P-5	14
	3p, 7p	Blu	Pur	P-3, P-7	14
Traffic signal controller cabinet	Ungrounded circuit conductor	Blk	None	CON-1	6
	Grounded circuit conductor	Wht	None	CON-2	6
Highway lighting pull box to luminaire	Ungrounded - line 1	Blk	None	NBR	14
	Ungrounded - line 2	Red	None	NBR	14
	Grounded	Wht	None	NBR	14
Multiple highway lighting	Ungrounded - line 1	Blk	None	ML1	10
	Ungrounded - line 2	Red	None	ML2	10
Lighting control	Ungrounded - PEU	Blk	None	C1	14
	Switching leg from PEU unit or SM transformer	Red	None	C2	14
Service	Ungrounded - line 1 (signals)	Blk	None	NBR	6
	Ungrounded - line 2 (lighting)	Red	None	NBR	8
Sign lighting	Ungrounded - line 1	Blk	None	SL-1	10
	Ungrounded - line 2	Red	None	SL-2	10
Flashing beacons	Ungrounded between flasher and beacons	Red or yel	None	F-Loc. ^c	14
Grounded circuit conductor	Pedestrian push buttons	Wht	Blk	NBR	14
	Signals and multiple lighting	Wht	None	NBR	10
	Flashing beacons and sign lighting	Wht	None	NBR	12
	Lighting control	Wht	None	C-3	14
	Service	Wht	None	NBR	14
Railroad preemption		Blk	None	R	14
Spares		Blk	None	NBR	14

NBR = No band required PEU=Photoelectric unit

^aOn overlaps, the insulation is striped for the 1st phase in the designation, e.g., phase (2+3) conductor is striped as for phase 2.

^bBand for overlap and special phases as required

^cFlashing beacons having separate service do not require banding.

^dColor Code: Yel-Yellow, Brn-Brown, Blu-Blue, Blk-Black, Wht-White, Ora-Orange, Pur-Purple

The insulation color must be homogeneous throughout the full depth of the insulation. The identification stripe must be continuous throughout the length of the conductor.

86-1.02F(1)(c)(ii) Bonding Jumpers and Equipment Grounding Conductors

A bonding jumper must be copper wire or copper braid of the same cross-sectional area as a no. 8 conductor or larger.

An equipment grounding conductor may be bare or insulated.

86-1.02F(1)(c)(iii) Inductive Loop Conductors

Inductive loop conductor must comply with the requirements shown in the following table:

Conductor Requirements for Inductive Loop Detectors	
Loop wire	Requirement
Type 1	Type RHW-USE neoprene-jacketed or Type USE cross-linked polyethylene, insulated, no. 12, stranded copper wire with a minimum 40-mils insulation thickness at any point.
Type 2	Type THWN or Type XHHW, no. 14, stranded copper wire in a plastic tubing. The plastic tubing must be polyethylene or vinyl rated for use at 105 °C and resistant to oil and gasoline. The outside diameter of the tubing must be at most 0.27 inch with a wall thickness of at least 0.028 inch.

86-1.02F(1)(d) Reserved

Reserved

86-1.02F(2) Cables

86-1.02F(2)(a) General

Reserved

86-1.02F(2)(b) Reserved

Reserved

86-1.02F(2)(c) Reserved

86-1.02F(2)(d) Copper Cables

86-1.02F(2)(d)(i) General

The conductor wire size for a detector lead-in cable must comply with the requirements of ASTM B286.

Cable, except a detector lead-in cable, must be clearly and permanently marked the entire length of its outer surface with:

1. Manufacturer's name or trademark
2. Insulation-type letter designation
3. Conductor size
4. Voltage
5. Temperature rating
6. Number of conductors for a cable

86-1.02F(2)(d)(ii) Conductors Signal Cables

A conductors signal cable must have a black polyethylene jacket with an inner polyester binder sheath. The cable jacket must be rated for 600 V(ac) and 75 degrees C. Filler material, if used, must be polyethylene.

The individual conductors in the cable must be solid copper complying with ASTM B286 with Type THWN insulation. The minimum thickness of insulation must comply with NEC for conductor sizes no. 14 to no.10. The minimum thickness of the nylon jacket must be 4 mils.

Cable must comply with the requirements shown in the following table:

Cable type ^a	Conductor quantity and type	Cable jacket thickness (mils)		Maximum nominal outside diameter (inch)	Conductor color code
		Average	Minimum		
3CSC	3 no. 14	44	36	0.40	Blue/black, blue/orange, white/black stripe
5CSC	5 no. 14	44	36	0.50	Red, yellow, brown, black, white
9CSC	8 no. 14 1 no. 12	60	48	0.65	No. 12 - white, no. 14 - red, yellow, brown, black, and red/black, yellow/black, brown/black, white/black stripe
12CSC	11 no. 14 1 no. 12	60	48	0.80	No. 12 - white, no. 14 - red, yellow, brown, red/black stripe, yellow/black stripe, brown/black stripe, black/red stripe, black/white stripe, black, red/white stripe, brown/white stripe
28CSC	27 no. 14 1 no. 10	80	64	0.90	No. 10 - white no. 14 - red/black stripe, yellow/black stripe, brown/black stripe, red/orange stripe, yellow/orange stripe, brown/orange stripe, red/silver stripe, yellow/silver stripe, brown/silver stripe, red/purple stripe, yellow/purple stripe, brown/purple stripe, red/2 black stripes, brown/2 black stripes, red/2 orange stripes, brown/2 orange stripes, red/2 silver stripes, brown/2 silver stripes, red/2 purple stripes, brown/2 purple stripes, blue/black stripe, blue/orange stripe, blue/silver stripe, blue/purple stripe, white/black stripe, black/red stripe, black

86-1.02F(2)(d)(iii) Detector Lead-in Cables

Conductors for a loop detector lead-in cable must be two no. 16, 19-by-29, stranded, tinned copper wires with calculated cross-sectional areas complying with ASTM B286, table 1 and must comply with the requirements shown in the following table:

Conductor Requirements for Loop Detector Lead-In Cables

Lead-in cable	Requirement
Type B	Insulated with 20 mils of high-density polyethylene. Conductors must be twisted together with at least 2 turns per foot, and the twisted pair must be protected with a copper or aluminum polyester shield. A minimum no. 20 copper drain wire must be connected to the equipment ground within the cabinet. Cable must have a high-density polyethylene or high-density polypropylene outer jacket with a nominal thickness of 32 mils. Include an amorphous, interior, moisture penetration barrier of nonhydroscopic polyethylene or polypropylene fillers.
Type C	Comply with International Municipal Signal Association Specification no. 50-2. A minimum no. 20 copper drain wire must be connected to the equipment ground within the cabinet.

86-1.02F(2)(d)(iv) Reserved

86-1.02F(2)(d)(v) Signal Interconnect Cables

A signal interconnect cable must be a 6-pair type with stranded, tinned, copper no. 20 conductors. The insulation for each conductor must be color-coded polypropylene with a minimum 13-mils nominal thickness. The conductors must be in color-coded, twisted pairs. Each pair must be wrapped with an aluminum polyester shield and have a no. 22 or larger, stranded, tinned, copper drain wire inside the shielded pair.

The cable jacket must be black HDPE rated for a minimum of 300 V(ac) and 60 degrees C. The jacket must have a minimum nominal wall thickness of 40 mils.

86-1.02F(2)(e) Reserved

86-1.02G Equipment Identification Characters

Equipment identification characters must be 2-1/2 inch, series D lettering, except on wood poles, they must be 3-inch lettering.

The characters must be self-adhesive reflective labels or paint, except on wood poles, they must be embossed on aluminum.

86-1.02H Splicing Materials

Splicing materials include:

1. Connectors
2. Electrical insulating coating
3. PVC electrical tape
4. Butyl rubber stretchable tape
5. PVC pressure-sensitive adhesive tape
6. Heat shrink tubing

Connectors must be C-shaped compression or butt type.

Electrical insulating coating must be a fast drying sealant with low nontoxic fumes.

PVC electrical tape must have a minimum thickness of 80 mils.

Butyl rubber stretchable tape with liner must have a minimum thickness of 120 mils.

PVC pressure-sensitive adhesive electrical tape must have a minimum thickness of 6 mils.

Electrical tapes must be self-fusing, oil- and flame-resistant, synthetic rubber and be UL listed or NRTL certified.

Heat-shrink tubing must be made of irradiated polyolefin tubing with a minimum wall thickness of 40 mils before contraction and an adhesive mastic inner wall. When heated, the inner wall must melt and fill the crevices and interstices of the covered splice area and the outer wall must shrink to form a waterproof insulation.

Heat-shrink tubing must comply with the requirements for extruded, insulating tubing at 600 V(ac) specified in UL Standard 468D and ANSI C119.1 and the requirements shown in the following table:

Heat-Shrink Tubing Requirements

Quality characteristic	Requirement
Shrinkage ratio of supplied diameter ^a (max, %)	33
Dielectric strength (min, kV/in)	350
Resistivity (min, Ω/in)	25 x 10 ¹³
Tensile strength (min, psi)	2,000
Operating temperature (°C)	-40–90 (135 °C in emergency)
Water absorption (max, %)	0.5

^aWhen heated to 125 °C and allowed to cool to 25 °C

86-1.02I Connectors and Terminals

A connector and terminal must comply with SAE-AS7928 and be a crimp type, rated for 600 V(ac) and either UL listed or NRTL certified.

86-1.02J Standards, Poles, Pedestals, and Posts

Standards for signals, lighting, and flashing beacons, poles for closed circuit television, pedestals for cabinets, posts for extinguishable message sign and posts for pedestrian push button assemblies must comply with section 56-3.

86-1.02K Luminaires

86-1.02K(1) General

Luminaire must be either LED or low-pressure-sodium type.

86-1.02K(2) LED Luminaires

LED luminaire must be on the Authorized Material List for LED luminaires and must:

1. Be self-contained, not requiring assembly.
2. Comply with UL 1598 for luminaires in wet locations.
3. Have a power supply with:
 - 3.1. ANSI/IEC rating of at least IP65.
 - 3.2. 2 leads to accept standard 0-10 V(dc).
 - 3.3. Dimming control compatible with IEC 60929, Annex E. If the control leads are open or the analog control signal is lost, the circuit must default to 100-percent power.
 - 3.4. Case temperature self rise of 77 degrees F or less above ambient temperature in free air with no additional heat sinks.
4. Weigh no more than 35 lb.
5. Have a minimum operating life of 63,000 hours when operated for an average time of 11.5 hours at an average temperature of 70 degrees F.
6. Be designed to operate over a temperature range from -40 to 130 degrees F.
7. Be operationally compatible with photoelectric controls.
8. Have a correlated color temperature range from 3,500 to 6,500 K and a color rendering index of 65 or greater.
9. Have a maximum-effective projected area of 1.4 sq ft when viewed from either side or end.
10. Have a housing color that matches a color no. 26152 to 26440, 36231 to 36375, or 36440 of FED-STD-595.
11. Have an ANSI C136.41-compliant, locking-type, photocontrol receptacle with dimming connections and a watertight shorting cap.
12. Comply with LM-79, LM-80 and California Test 611.

The individual LEDs must be connected such that a catastrophic loss or a failure of 1 LED does not result in the loss of more than 20 percent of the luminous output of the luminaire.

The luminaire must be permanently marked inside the unit and outside of its packaging box. Marking consists of:

1. Manufacturer's name or trademark

2. Month and year of manufacture
3. Model, serial, and lot numbers
4. Rated voltage, wattage, and power in VA

An LED luminaire's onboard circuitry must include a surge protection device to withstand high-repetition noise transients caused by utility line switching, nearby lightning strikes, and other interferences. The device must protect the luminaire from damage and failure due to transient voltages and currents as defined in Tables 1 and 4 of ANSI/IEEE C64.41.2 for location category C-High. The surge protection device must comply with UL 1449 and ANSI/IEEE C62.45 based on ANSI/IEEE C62.41.2 definitions for standard and optional waveforms for location category C-High.

An LED luminaire and its associated onboard circuitry must comply with the Class A emission limits under 47 CFR 15(B) for the emission of electronic noise.

The fluctuations of line voltage must have no visible effect on the luminous output.

The operating voltage may range from 120 to 480 V(ac), 60 \pm 3 Hz. Luminaire must operate over the entire voltage range or the voltage range must be selected from one of the following:

1. Luminaire must operate over a voltage range from 95 to 277 V(ac). The operating voltages for this option are 120 V(ac) and 240 V(ac).
2. Luminaire must operate over a voltage range from 347 to 480 V(ac). The operating voltage for this option is 480 V(ac).

LED luminaire must have a power factor of 0.90 or greater. The total harmonic distortion, current, and voltage induced into a power line by a luminaire must not exceed 20 percent. The L70 of the luminaire must be the minimum operating life or greater. Illuminance measurements must be calibrated to standard photopic calibrations.

The maximum power consumption and maintained illuminance of the LED luminaires must comply with the isofootcandle curves as shown.

LED luminaire must not allow more than 10 percent of the rated lumens to project above 80 degrees from vertical and 2.5 percent of the rated lumens to project above 90 degrees from vertical.

Luminaire must have passive thermal management with enough capacity to ensure proper heat dissipation and functioning of the luminaire over its minimum operating life. The maximum junction temperature for the minimum operating life must not exceed 221 degrees F.

The junction-to-ambient thermal resistance must be 95 degrees F per watt or less. The use of fans or other mechanical devices is not allowed for cooling the luminaire. The heat sink must be made of aluminum or other material of equal or lower thermal resistance. The luminaire must contain circuitry that automatically reduces the power to the LEDs so the maximum junction temperature is not exceeded when the ambient temperature is 100 degrees F or greater.

The luminaire's housing must be fabricated from materials designed to withstand a 3,000-hour salt spray test under ASTM B117. All aluminum used in housings and brackets must be made of a marine-grade alloy with less than 0.2 percent copper. All exposed aluminum must be anodized. A chromate conversion undercoating must be used underneath a thermoplastic polyester powder coat.

The housing must be designed to prevent the buildup of water on its top surface. Exposed heat sink fins must be oriented to allow water to run off the luminaire and carry dust and other accumulated debris away from the unit. The optical assembly of the luminaire must be protected against dust and moisture intrusion to at least an UL 60529 rating of IP66. The power supply enclosure must be protected to at least an UL 60529 rating of IP43.

The housing must have a slip fitter capable of being mounted on a 2-inch-diameter pipe tenon. Slip fitter must:

1. Fit on mast arms with outside diameters from 1-5/8 to 2-3/8 inches
2. Be adjustable to a minimum of ± 5 degrees from the axis of the tenon in a minimum of 5 steps: +5, +2.5, 0, -2.5, -5
3. Have clamping brackets that:

- 3.1. Are made of corrosion-resistant materials or treated to prevent galvanic reactions
- 3.2. Do not bottom out on the housing bosses when adjusted within the designed angular range
- 3.3. Do not permanently set in excess of 1/32 inch when tightened

Each refractor or lens must be made of UV-inhibiting high-impact plastic, such as acrylic or polycarbonate, or heat- and impact-resistant glass. The refractor or lens must be resistant to scratching. Polymeric materials, except for the lenses of enclosures containing either the power supply or electronic components of the luminaire, must be made of UL94 V-0 flame-retardant materials.

An LED luminaire and its internal components must be able to withstand mechanical shock and vibration.

If the components are mounted on a down-opening door, the door must be hinged and secured to the luminaire's housing separately from the refractor or flat lens frame. The door must be secured to the housing to prevent accidental opening. A safety cable must mechanically connect the door to the housing.

An LED luminaire must have a barrier-type terminal block secured to the housing to connect field wires. The terminal screws must be captive and equipped with wire grips for conductors up to no. 6.

The conductors and terminals must be identified and marked.

86-1.02K(3) Low-Pressure Sodium luminaires

A low-pressure sodium luminaire must be an enclosed cutoff or semi-cutoff type and be self-contained, not requiring assembly.

The housing must be either (1) a minimum 1/16-inch-thick, corrosion-resistant, die-cast aluminum sheet and plate with concealed continuous welds or (2) a minimum 3/32-inch-thick, acrylonitrile-butadiene-styrene sheet material on a cast aluminum frame. The housing must provide mounting for all electrical components and a slip fitter. The housing must be divided into optical and power compartments that are individually accessible for service and maintenance.

The painted exterior surface of the luminaire must be finished with a fused coating of electrostatically applied polyester powder paint or other UV-inhibiting film. The color must be aluminum gray.

A sealing ring must be installed in the pipe tenon opening to prevent the entry of water and insects into the power and optical compartments. The ring must be made of high-temperature neoprene or equal material.

The power unit assembly must be accessible through a weather-tight, hinged cover secured to the housing with spring latches or captive screws.

The luminaire's hardware must be stainless steel or cadmium plated. Removable components must be secured with machine screws or bolts instead of sheet metal screws.

A semi-cutoff luminaire or a molded refractor-style cutoff luminaire must include a refractor. Other cutoff luminaires must include a flat lens. The refractor assembly and flat lens assembly must be designed to rigidly maintain their shape and be hinged and secured to the housing with spring latches.

The refractor must be either a 1-piece injection-molded polycarbonate with a minimum thickness of 3/32 inch or a 1-piece injection-molded acrylic with a minimum thickness of 1/8 inch. Alternate methods of manufacturing the refractor may be authorized provided minimum specified thicknesses are maintained.

The flat lens must be a 1-piece polycarbonate with a minimum thickness of 3/32 inch, mounted to a metal frame.

The lamp socket must be made of high-temperature, flame-retardant, thermoset material with self-wiping contacts or an equal. The socket must be rated for 660 W and 1,000 V(ac). The position of the socket and support must maintain the lamp in the correct relationship with the reflector and refractor for the designed light distribution pattern. The reflector may be an integral part of the housing.

The luminaire must comply with the isofootcandle curves as shown.

Low-pressure sodium lamp must:

1. Be a 180 W, single-ended, bayonet-base, tubular, gas-discharge lamp

2. Maintain a minimum of 93 percent of its initial lumens over its rated life
3. Reach 80 percent of its light output within 10 minutes
4. Restrike within 1 minute after a power outage or voltage drop at the lamp socket
5. Have ANSI L74/E designation

The lamp operating position must be at ± 20 degrees from the horizontal.

Lamp must comply with the minimum performance requirements shown in the following table:

Minimum Performance Requirements	
Quality characteristic	Requirement
Initial lumens (lm)	33,000
Rated average life at 10 h/start (h)	18,000

The low-pressure sodium lamp ballast must be an autotransformer or high-reactance type. The power factor must be not less than 90 percent when the ballast is operated at the nominal line voltage with a nominally-rated reference lamp. The lamp wattage regulation spread must not vary by more than ± 6 percent for ± 10 percent input voltage variation from nominal through life.

At the line voltage, the ballast must have a lamp current crest factor not exceeding 1.8 and ballast loss not exceeding 24 percent for a 180 W ballast.

The ballast must include a multi-circuit connector for quick disconnection.

86-1.02K(4) Reserved

86-1.02L Reserved

86-1.02M Photoelectric Controls

Photoelectric control types are as shown in the following table:

Photoelectric Control Types	
Control type	Description
I	Pole-mounted photoelectric unit. Test switch housed in an enclosure.
II	Pole-mounted photoelectric unit. Contactor and test switch located in a service equipment enclosure.
III	Pole-mounted photoelectric unit. Contactor and a test switch housed in an enclosure.
IV	A photoelectric unit that plugs into a NEMA twist-lock receptacle, integral with the luminaire.
V	A photoelectric unit, contactor, and test switch located in a service equipment enclosure.

The pole-mounted adaptor for Type I, II, and III photoelectric controls must include a terminal block and cable supports or clamps to support the wires.

The enclosure for Type I and III photoelectric controls must be a NEMA 3R type. The enclosure must have a factory-applied, rust-resistant prime coat and finish coat. The enclosure must be hot-dip galvanized or painted to match the color of the lighting standard.

Photoelectric unit must:

1. Have a screen to prevent artificial light from causing cycling.
2. Have a rating of 60 Hz, 105-130 V(ac), 210-240 V(ac), or 105-240 V(ac).
3. Operate at a temperature range from -20 to 55 degrees C.
4. Consume less than 10 W.
5. Be a 3-prong, twist-lock type with a NEMA IP 65 rating, ANSI C136.10-compliant
6. Have a fail-on state
7. Fit into a NEMA-type receptacle
8. Turn on from 1 to 5 footcandles and turn off from 1.5 to 5 times the turn-on level. Measurements must be made by procedures in *EEI-NEMA Standards for Physical and Electrical Interchangeability of Light-Sensitive Control Devices Used in the Control of Roadway Lighting*.

Type I, II, III, and V photoelectric controls must have a test switch to allow manual operation of the lighting circuit. Switch must be:

1. Single-hole mounting, toggle type
2. Single pole and single throw
3. Labeled *Auto-Test* on a nameplate

Photoelectric control's contactor must be:

1. Normally open
2. Mechanical-armature type with contacts of fine silver, silver alloy, or equal or better material
3. Installed to provide a minimum space of 2-1/2 inches between the contactor terminals and the enclosure's sides

The terminal blocks must be rated at 25 A, 600 V(ac), molded from phenolic or nylon material, and be the barrier type with plated-brass screw terminals and integral marking strips.

86-1.02N Fused Splice Connectors

The fused splice connector for 240 and 480 V(ac) circuits must simultaneously disconnect both ungrounded conductors. The connector must not have exposed metal parts except for the head of the stainless steel assembly screw. The head of the assembly screw must be recessed a minimum of 1/32 inch below the top of the plastic boss that surrounds the head.

The connector must protect the fuse from water or weather damage. Contact between the fuse and fuse holder must be spring loaded.

Fuses must:

1. Be standard, midget, ferrule type
2. Have a nontime-delay feature
3. Be 3/32 by 1-1/2 inches

86-1.02O Grounding Electrodes

Grounding electrode must be:

1. 1 piece
2. Minimum 10-foot length of one of the following:
 - 2.1. Galvanized steel rod or pipe not less than 3/4 inch in diameter
 - 2.2. Copper clad steel rod not less than 5/8 inch in diameter

86-1.02P Enclosures

86-1.02P(1) General

The enclosures must be rated NEMA 3R and include a dead front panel and a hasp with a 7/16-inch-diameter hole for a padlock.

The enclosure's machine screws and bolts must not protrude outside the cabinet wall.

The fasteners on the exterior of an enclosure must be vandal resistant and not be removable. The exterior screws, nuts, bolts, and washers must be stainless steel.

86-1.02P(2) Service Equipment Enclosures

A service equipment enclosure must be factory wired and manufactured from steel and galvanized or have factory-applied, rust-resistant prime and finish coats, except Types II and III.

Type II and III service equipment enclosures must:

1. Be made of 0.125-inch minimum thickness 5052-H32 aluminum sheet complying with ASTM B209.
2. Be manufactured using gas metal arc welding with bare aluminum welding electrodes. The electrodes must comply with AWS A5.10 Class ER5356.

3. Be manufactured using welding procedures, welders, and welding operators that comply with the requirements for welding procedures, welders, and welding operators in AWS B2.1, "Specification for Welding Procedure and Performance Qualification."
4. Have full-seal weld exterior seams.
5. Exterior welds must be ground smooth and edges filed to a radius of at least 0.03 inch.
6. Have a surface finish that complies with MIL-A-8625 for a Type II, Class I coating, except the anodic coating must have a minimum thickness of 0.0007 inch and a minimum coating weight of 0.001 oz/sq in.

If a Type III enclosure houses a transformer of more than 1 kVA, the enclosure must have effective screened ventilation louvers of no less than 50 sq. in for each louver. The framed screen must be stainless no. 304 with a no. 10 size mesh and secured with at least 4 bolts.

The dead front panel on a Type III service equipment enclosure must have a continuous stainless steel or aluminum piano hinge. The panel must be secured with a latch or captive screws. No live part must be mounted on the panel.

The enclosure must be watertight and marked as specified in NEC to warn of potential electric-arc flash hazards.

Internal conductors for the photoelectric control unit must be 600 V(ac), 14 AWG (THHN) stranded machine tool wire. Where subject to flexing, 19 stranded wire must be used.

The meter area must have a sealable, lockable, weather-tight cover that can be removed without the use of tools.

For Type III-A, III-B, and III-C enclosures, the meter socket must be a 5-clip type, and the landing lug must be suitable for multiple conductors.

For a Type III-D enclosure, the meter socket must be a 7-clip type, and the landing lug must be suitable for multiple conductors. The pedestal must comply with the Electric Utility Service Equipment Requirements Committee drawing no. 308 or 309.

Landing lugs must be (1) sized for the incoming service utility conductors, (2) compatible with either copper or aluminum conductors, and (3) made of copper or tin-plated aluminum. Live parts of the electrical equipment must be guarded against accidental contact.

The main and neutral busses of the enclosure must be made of tin-plated copper, be rated for 125 A, and be suitable for copper or aluminum conductors.

Each service equipment enclosure must have up to 2 main circuit breakers that will simultaneously disconnect ungrounded service-entrance conductors.

Circuit breaker for a service equipment enclosure must:

1. Be quick-break on either automatic or manual operation
2. Be trip indicating
3. Be internal-trip type
4. Be UL listed or NRTL certified and comply with UL 489 or equal
5. Be clearly marked with the frame size
6. Have an operating mechanism that is enclosed and trip-free from the operating handle on overload
7. Have the trip rating clearly marked on the operating handle
8. Have an interior made of copper

Circuit breakers used as disconnects must have a minimum interrupting capacity of 10,000 A, rms.

The interior of the enclosure must accept plug-in circuit breakers. A minimum of 6 standard single-pole circuit breakers, 3/4" nominal, must be provided for branch circuits.

Identify each circuit breaker and component by description using an engraved phenolic nameplate attached with stainless steel rivets or screws.

Nameplate must be installed:

1. Adjacent to the breaker on the dead front panel. The characters must be a minimum of 1/8 inch high.
2. Adjacent to the component on the back panel. The characters must be a minimum of 1/8 inch high.
3. At the top exterior of the door panel. The nameplate must include the system number, voltage, and number of phases engraved in minimum 3/16-inch-high characters.

A plastic-laminated wiring diagram must be attached inside the enclosure with brass eyelets by a UL-listed or NRTL-certified method.

86-1.02P(3) Lighting and Sign Illumination Enclosures

A lighting and sign illumination enclosure must be manufactured from steel and either galvanized, cadmium plated, or powder coated.

86-1.02Q Cabinets

86-1.02Q(1) General

Cabinets must be factory wired except for battery backup system cabinets.

The fasteners on the exterior of a cabinet, except for battery backup system cabinets, must be removable and vandal resistant. The exterior screws, nuts, bolts, and washers must be stainless steel.

Terminal blocks, circuit breakers, and a power supply must be UL approved.

86-1.02Q(2) Department-Furnished Controller Cabinets

A Department-furnished controller assembly consists of a Model 170E or 2070E controller unit, a wired controller cabinet, and all auxiliary equipment required to operate the system. The Department does not furnish anchor bolts.

86-1.02Q(3) Controller Cabinets

The controller cabinet must be a Model 334L, comply with TEES, and be on the Authorized Material List for traffic signal control equipment. The cabinet must have 3 drawer shelves. Each shelf must be attached to the tops of 2 supporting angles with 4 screws.

86-1.02Q(4) Telephone Demarcation Cabinets

86-1.02Q(4)(a) General

The doors of a telephone demarcation cabinet must be attached using continuous stainless steel piano hinges.

86-1.02Q(4)(b) Type A Telephone Demarcation Cabinets

Reserved

86-1.02Q(4)(c) Type B Telephone Demarcation Cabinets

A Type B telephone demarcation cabinet consists of a mounting panel, outlets, circuit breaker, fan, dead front plates, and fuse.

The mounting panel must be made of 3/4-inch-thick ACX-grade plywood.

The mounting panel must be fastened to the cabinet with nuts, lock washers, and flat washers to 10 welded studs.

The cabinet must be made of 0.125-inch-thick anodized aluminum.

The cabinet door must be hung and secured with drawn latches, lockable with a padlock. The padlock latches must each have a minimum 7/16-inch-diameter hole.

Ventilation louvers must be located on the door.

The fan must be located in a ventilator housing and be controlled thermostatically. The thermostat control must have a range from 80 to 130 degrees F.

The thermostat and fan circuit must be protected with a fuse rated for 175 percent of the motor capacity. The fan capacity must be a minimum 25 cfm.

86-1.02Q(4)(d) Type C Telephone Demarcation Cabinets

Reserved

86-1.02Q(5) Battery Backup System Cabinets

The cabinet for a battery backup system must comply with TEES and be on the Authorized Material List for traffic signal control equipment.

86-1.02R Signal Heads

86-1.02R(1) General

A signal head consists of a signal mounting assembly, backplate, and signal face.

The head must have a terminal block attached to the back of one housing. The terminal block must have enough positions to accommodate all indications. Each position must be permanently labeled for the indications used.

The metal signal heads must not fracture or deflect more than half the lens diameter when tested under California Test 666.

The plastic signal heads must not fracture or deflect when tested under California Test 605.

The deflection must not be more than 10 degrees in either the vertical or horizontal plane after the wind load has been removed from the front of the signal face or more than 6 degrees in either the vertical or horizontal plane after the wind load has been removed from the back of the signal face.

86-1.02R(2) Signal Mounting Assemblies

Signal mounting assembly must include:

1. 1-1/2-inch-diameter steel pipe or galvanized conduit
2. Pipe fitting made of ductile iron, galvanized steel, bronze, or aluminum alloy, Type AC-84B, no. 380
3. Mast arm and post-top slip fitters and terminal compartments made of cast bronze or hot-dip galvanized ductile iron

The horizontal distance between the vertical centerlines of the terminal compartment or slip fitter and of each signal face must not exceed 11 inches except where required for proper signal face alignment or to allow programming of programmed visibility signal sections.

The mounting assembly must be watertight and free of sharp edges or protrusions that might damage conductor insulation. The assembly must have positive-locking serrated fittings that prevent signal faces from rotating when the fittings are mated with similar fittings on the faces.

Each terminal compartment must be fitted with a terminal block having a minimum of 12 positions, each with 2 screw-type terminals. Each terminal must accommodate at least five no. 14 conductors. The terminal compartment must have a cover for easy access to the terminal block.

86-1.02R(3) Backplates

The backplate material must be a homogeneous black color with a lusterless finish.

A metal backplate must be made of a minimum 1/16-inch-thick 3001-14 aluminum.

A plastic backplate must have a minimum thickness of 1/16 inch and be formed from sheet plastic or assembled from extruded, molded, or cast plastic sections. Sections must be factory joined using one of the following:

1. Appropriate solvent cement.
2. Aluminum rivets and washers painted or permanently colored to match the backplate.
3. No. 10 machine screws with flat washers, lock washers, and nuts painted to match the backplate.

Each plastic backplate must be secured to the plastic signal face such that it resists removal or permanent deformation.

86-1.02R(4) Signal Faces

Signal face consists of signal sections with signal housings, LED modules, and visors.

Signal face must:

1. Be adjustable and allow for 360-degree rotation about the vertical axis
2. Comply with ITE publications ST-052-E, *Vehicle Traffic Control Signal Heads: Light Emitting Diode (LED) Circular Signal Supplement* and ST-054, *Vehicle Traffic Control Signal Heads: Light Emitting Diode (LED) Vehicle Arrow Traffic Signal Supplement*
3. Be sealed with a neoprene gasket at the top opening

A metal signal face must have a metal backplate and visor.

A plastic signal face must have a plastic backplate and visor.

If a signal face is supported by a Type MAS slip fitter, spacers are required between the 2 sections. The spacers must be made of the same material as the housing. The vertical dimension of the spacers must allow proper seating of the serrations between the slip fitter and the 2 sections. The 2 sections must be joined with at least two no. 10 minimum machine screws through holes near the front of the housing and the spacers and matching holes in a reinforcing plate installed in the housing.

86-1.02R(4)(a) Signal Sections

86-1.02R(4)(a)(i) General

Signal section must have:

1. Opening at the top and bottom for a 1-1/2-inch pipe
2. Maximum height of 10-1/4 inches for an 8-inch section and 14-3/4 inches for a 12-inch section
3. Hinge pins, door-latching devices, and other exposed hardware manufactured of Type 304/304L or 305 stainless steel
4. Interior screws and fittings manufactured of stainless steel or steel with a corrosion-resistant plating or coating
5. Gaskets made of a material that is not degraded if installed in a section with metal or plastic housing

Sections must be capable of being joined together to form a signal face in any combination. This interchangeability is not required between metal and plastic sections.

Each section must be joined to an adjacent section by one of the following:

1. Minimum of 3 machine screws for 8-inch sections and 4 machine screws for 12-inch sections, installed through holes near the front and back of the housing. Each screw must be a no. 10 and have a nut, flat washer, and lock washer.
2. 2 machine screws, each with a nut, flat washer, and lock washer, installed through holes near the front of the housing and a fastener through the 1-1/2-inch pipe opening. The fastener must have 2 large, flat washers to distribute the load around the pipe's opening and 3 carriage bolts, each with a nut and lock washer. The minimum screw size must be no. 10, and the carriage bolt size must be 1/4 inch.

The holes for the machine screws must be either cast or drilled during signal section fabrication. Each hole must be surrounded by a minimum 1/8-inch-wide boss to allow contact between signal sections about the axis of the hole.

A serrated nylon washer must be inserted between each plastic signal section and the metal mounting assembly. Each serrated nylon washer must be from 3/16 to 1/4 inch thick. The serrations must match those on the signal section and the mounting assembly.

86-1.02R(4)(a)(ii) Programmed Visibility Signal Sections

Programmed visibility signal section must have:

1. Nominal 12-inch-diameter circular or arrow indication
2. Cap visor
3. Adjustable connection that:
 - 3.1. Provides incremental tilting from 0 to 10 degrees above or below the horizontal
 - 3.2. Maintains a common vertical axis through couplers and mountings

The terminal connection must allow external adjustment about the mounting axis in 5-degree increments.

The visibility of each signal section must be capable of adjustment or programming within the section.

The adjustment for the section must be preset at 4 degrees below the horizontal.

86-1.02R(4)(a)(iii) Signal Housings

The signal housing must:

1. Be die-cast aluminum, permanent mold-cast aluminum, or if specified, structural plastic
2. Comply with ITE publications ST-052-E, *Vehicle Traffic Control Signal Heads: Light Emitting Diode (LED) Circular Signal Supplement* and ST-054, *Vehicle Traffic Control Signal Heads: Light Emitting Diode (LED) Vehicle Arrow Traffic Signal Supplement* if made of die-cast or permanent mold-cast aluminum
3. Have a 1-piece, hinged, square-shaped door that is:
 - 3.1. Designed to allow access for replacement of modules without the use of tools
 - 3.2. Secured such that it remains closed during loading tests
4. Have a watertight module or lens mounted in the door
5. Have a terminal block attached to the back, with the terminals permanently labeled for conductors to facilitate field wiring

Each housing must have reinforcement plates. Reinforcement plates must be either sheet aluminum, galvanized steel, or cast aluminum. Each plate must have a minimum thickness of 0.11 inch and a hole concentric with a 1-1/2-inch pipe-mounting hole in the housing. Reinforcement plates must be placed as specified in the following table:

Reinforcement Plate Placement

Material	Placement
Sheet aluminum	Inside and outside of housing
Galvanized steel	Inside of housing
Cast aluminum	Outside of housing

Reinforcement plates placed outside of the housing must be finished to match the signal housing color and be designed to allow a proper serrated coupling between the signal face and the mounting hardware. A minimum of three no. 10 machine screws must be installed through holes in each plate and matching holes in the housing. Each screw must have a round or binder head, a nut, and a lock washer.

A metal housing must have a metal visor.

Plastic housing must:

1. Be molded in a single piece or fabricated from 2 or more pieces joined into a single piece
2. Be a black color throughout, including the door, matching color no. 17038, 27038, or 37038 of FED-STD-595
3. Have UV stability
4. Be self-extinguishing

If reinforcing webs are used to connect the back of the housing to the top, bottom, and sides of the adjacent housing, reinforcement plates are not required.

The exterior of the housing must be painted as specified in sections 78-4.08 and 59.

86-1.02R(4)(b) LED Signal Modules

An LED signal module must be on the Authorized Material List for LED traffic signal modules.

An LED signal module must comply with ITE publications ST-052-E, *Vehicle Traffic Control Signal Heads: Light Emitting Diode (LED) Circular Signal Supplement* and ST-054, *Vehicle Traffic Control Signal Heads: Light Emitting Diode (LED) Vehicle Arrow Traffic Signal Supplement*, except:

1. Maximum module weight must be 4 lb
2. Module must be a sealed unit with:

- 2.1. 2 color-coded conductors for the power connection except lane control modules must use 3 color-coded conductors
- 2.2. Printed circuit board that complies with TEES, chapter 1, section 6
- 2.3. Lens that is:
 - 2.3.1. Convex or flat with a smooth outer surface
 - 2.3.2. Made of UV-stabilized plastic or glass
- 2.4. 1-piece EPDM gasket
3. Module must include 3-foot-long conductors with attached quick-disconnect terminals
4. Identification must include:
 - 4.1. Month and year of manufacture
 - 4.2. 1-inch-diameter symbol of the module type with the module color written adjacent to the symbol in 0.50-inch-high letters
5. LED must be the ultra-bright type rated for 100,000 hours of continuous operation
6. Module must have an integral power supply

Individual LEDs must be wired such that a loss or failure of 1 LED will not result in a loss of more than 5 percent of the module's light output. Failure of an individual LED in a string must not result in a loss of an entire string or other indication.

The symbol for a 12-inch U-turn section must be a 15/16-inch-wide inverted *U* with an arrow on the left end.

A lane control section must be a combination module with a red *X* and green arrow. The conductor function and color code must be as shown in the following table:

Conductor Function and Color Code

Function	Color
Neutral	White
Red <i>X</i>	Red
Green arrow	Brown

The minimum power consumption for an LED signal module must be 5 W.

The maximum power consumption for an LED signal module must be as shown in the following table:

Maximum Power Consumption

LED signal module type	Power consumption (W)					
	Red		Yellow		Green	
	25 °C	74 °C	25 °C	74 °C	25 °C	74 °C
8-inch circular	8	13	13	16	12	12
12-inch circular	11	17	22	25	15	15
12-inch arrow	9	12	10	12	11	11
12-inch U-turn	9	12	10	12	11	11
Bicycle	11	17	22	25	15	15
Programmed visibility	11	17	22	25	15	15
Lane control (<i>X</i>)	9	12	--	--	--	--
Lane control (<i>Arrow</i>)	--	--	--	--	11	11

Red and green LED signal modules operating over a temperature range from -40 to 74 degrees C and yellow LED signal modules operating at 25 degrees C must maintain the minimum illumination values for 48 months as shown in the following tables:

Minimum Maintained Intensities for Circular Indications

Angle (v,h)	Intensities (cd)					
	8-inch			12-inch		
	Red	Yellow	Green	Red	Yellow	Green
2.5, ±2.5	133	267	267	339	678	678
2.5, ±7.5	97	194	194	251	501	501
2.5, ±12.5	57	113	113	141	283	283
2.5, ±17.5	25	48	48	77	154	154
7.5, ±2.5	101	202	202	226	452	452
7.5, ±7.5	89	178	178	202	404	404
7.5, ±12.5	65	129	129	145	291	291
7.5, ±17.5	41	81	81	89	178	178
7.5, ±22.5	18	37	37	38	77	77
7.5, ±27.5	10	20	20	16	32	32
12.5, ±2.5	37	73	73	50	101	101
12.5, ±7.5	32	65	65	48	97	97
12.5, ±12.5	28	57	57	44	89	89
12.5, ±17.5	20	41	41	34	69	69
12.5, ±22.5	12	25	25	22	44	44
12.5, ±27.5	9	16	16	16	32	32
17.5, ±2.5	16	32	32	22	44	44
17.5, ±7.5	14	28	28	22	44	44
17.5, ±12.5	10	20	20	22	44	44
17.5, ±17.5	9	16	16	22	44	44
17.5, ±22.5	6	12	12	20	41	41
17.5, ±27.5	4	9	9	16	32	32

Minimum Maintained Luminance for Indications

Indication type	Luminance (fL)		
	Red	Yellow	Green
Arrow	1,610	3,210	3,210
U-turn	1,610	3,210	3,210
Bicycle	1,610	1,610	1,610
Lane control (X)	1,610	--	--
Lane control (Arrow)	--	--	1,610

Minimum Maintained Luminance for Programmed Visibility Indications

Indication type	Luminance (cd)		
	Red	Yellow	Green
PV at angle v=2.5, h=±2.5	314	314	314

Conductors must be prewired to the terminal block.

86-1.02R(4)(c) Visors and Directional Louvers

The visor must be a tunnel type.

The visor must have a downward tilt from 3 to 7 degrees with a minimum length of 9-1/2 inches for nominal 12-inch round lenses and 7 inches for nominal 8-inch round lenses.

A metal visor must be formed from minimum 0.050-inch-thick aluminum alloy sheet.

A plastic visor must be either formed from sheet plastic or blow-molded. The plastic must be a black homogeneous color with a lusterless finish. A visor must withstand a wind load applied to its side for 24

hours without permanent deformation or removal from its door when tested under California Test 605 for plastic visors and California Test 666 for metal visors.

If directional louvers are used, the louvers must fit into full-circular signal visors. Louvers must consist of one of the following:

1. Outside cylinder constructed of sheet steel with a minimum nominal thickness of 0.030 inch and vanes constructed of sheet steel with a minimum nominal thickness of 0.016 inch.
2. Outside cylinder and vanes constructed of 5052-H32 aluminum alloy of equal thickness.

86-1.02S Pedestrian Signal Heads

86-1.02S(1) General

A pedestrian signal head consists of a pedestrian signal mounting assembly and a pedestrian signal face comprising of a pedestrian signal housing, an LED countdown pedestrian signal face module, and a front screen.

86-1.02S(2) Pedestrian Signal Mounting Assemblies

A pedestrian signal mounting assembly must comply with the specifications for a signal mounting assembly in section 86-1.02R, except mast arm slip fitters are not required.

86-1.02S(3) Pedestrian Signal Faces

86-1.02S(3)(a) General

Each pedestrian signal face must include a light-duty terminal block rated at 5 A and have 12 positions with no. 6-by-1/8-inch binder head screws. Each position must have 1 screw-type terminal.

The wiring and terminal block must comply with ITE publication ST-055-E, *Pedestrian Traffic Control Signal Indicators: Light Emitting Diode (LED) Signal Modules*.

86-1.02S(3)(b) Pedestrian Signal Housings

Pedestrian signal housing must comply with the specifications for a signal housing in 86-1.02R(4)(a)(iii), except the maximum overall dimensions must be 18-1/2 inches wide, 19 inches high, and 11-1/2 inches deep and without:

1. Visor
2. Watertight module or lens mounted in the door
3. Reinforcement plates

The housing must have a terminal block attached to the back. The terminal block must have enough positions to accommodate all indications. Each position must be permanently labeled for the indications used.

86-1.02S(3)(c) LED Countdown Pedestrian Signal Face Modules

An LED countdown PSF module must comply with ITE publication ST-055-E, *Pedestrian Traffic Control Signal Indicators: Light Emitting Diode (LED) Signal Modules*, except the material must comply with ASTM D3935 and the module must have:

1. Ultra-bright-type LED rated for 100,000 hours of continuous operation.
2. Lot number and month and year of manufacture permanently marked on the back of the module
3. Prominent and permanent vertical markings for accurate indexing and orientation within the pedestrian signal housing if a specific mounting orientation is required. Markings must be a minimum of 1 inch in height and include an up arrow and the word *up* or *top*.
4. Circuit board complying with TEES, chapter 1, section 6.

Individual LEDs must be wired such that a loss or failure of 1 LED will not result in a loss of more than 5 percent of the module's light output. Failure of an individual LED in a string must not result in a loss of an entire string or other indication.

Each symbol must be at least 9 inches high and 5-1/4 inches wide. The 2-digit countdown timer, *Upraised Hand*, and *Walking Person* indications must be electronically isolated from each other. The 3 indications must not share a power supply or interconnect circuitry.

The module must operate over the specified ambient temperature and voltage range and be readable both day and night at distances up to the full width of the area to be crossed. Upon initial testing at 25 degrees C, the module must have at least the luminance values shown in the following table:

Luminance Values	
PSF module symbol	Luminance
Upraised hand and 2-digit countdown timer (fL)	1,094
Walking person (fL)	1,547

The module must not exceed the power consumption requirements shown in the following table:

Maximum Power Consumption Requirements		
PSF module display	At 24 °C	At 74 °C
<i>Upraised Hand</i>	10.0 W	12.0 W
<i>Walking Person</i>	9.0 W	12.0 W
2-digit countdown timer	6.0 W	8.0 W

86-1.02S(3)(d) Front Screen

Pedestrian signal face must have a front screen that is one of the following types:

1. 3/8-inch-thick aluminum honeycomb screen with 0.2-inch-wide cells or a 1/2-inch-thick plastic screen with 3/8-inch-wide squares with 1/16-inch wall thickness that:
 - 1.1. Is installed so it tilts downward at an angle of 15 ± 2 degrees from the top and completely covers the message plate.
 - 1.2. Includes a clear front cover made of either a minimum 1/8-inch-thick acrylic plastic sheet or a minimum 1/16-inch-thick polycarbonate plastic.
 - 1.3. Is held firmly in place, including the cover, with stainless steel or aluminum clips or stainless steel metal screws.
2. Polycarbonate screen that:
 - 2.1. Has a nominal thickness of 1/32 inch.
 - 2.2. Is a 1-1/2-inch-deep eggcrate or Z-crate type.
 - 2.3. Is mounted in a frame constructed of aluminum alloy or polycarbonate with a minimum thickness of 0.040 inch.
 - 2.4. Is held in place with stainless steel screws.

The screen and frame of a pedestrian signal face must be made of either (1) plastic that is a flat black color or (2) anodized aluminum that is a flat black color or finished with lusterless, black, exterior-grade latex paint formulated for application to metal surfaces.

86-1.02T Accessible Pedestrian Signals

Accessible pedestrian signal must comply with the *California MUTCD*, chapter 4E, and have:

1. Audible speech message that plays when the push button is actuated. The message must include the name of the street to be crossed. The accessible pedestrian signal must have at least 5 audible message options.
2. Push button locator tone that clicks or beeps.
3. Feature that activates the pedestrian phase during a failure of the audible message, locator tone, or vibrotactile device.

An accessible pedestrian signal must function with the Department-furnished Model 170E/2070E controller assembly.

No part of the accessible pedestrian signal must be installed inside the controller cabinet. Power for the accessible pedestrian signal must be from the pedestrian signal housing terminal block.

The housing for the signal assembly must be made of corrosion-resistant material. Theft-proof bolts used for mounting the housing to the standard must be stainless steel with a content of 17 percent chromium and 8 percent nickel. The housing must be shaped to fit the pole's curvature.

The color of a metallic housing must match color no. 33538 of FED-STD-595.

The color of a plastic housing must match color no. 17038, 27038, or 37038 of FED-STD-595.

Accessible pedestrian signal must:

1. Have electronic switches, a potentiometer, or an access port for a device for controlling and programming the volume level and messaging
2. Be weatherproof and shockproof

Enclosure for the accessible pedestrian signal must:

1. Weigh less than 7 lb
2. Measure less than 16 by 6 by 5 inches
3. Have a wiring hole with a diameter not exceeding 1-1/8 inches
5. Have a switch for a push button
6. Have a vibrotactile device on the push button or on the arrow
7. Have an internal weatherproof speaker and microphone that senses the ambient sound level

The separation between adjacent holes used for conductors and mounting must be at least twice the diameter of the larger hole.

The speaker grills must be located on the surface of the enclosure. The speakers must not interfere with the housing or its mounting hardware.

The conductor cable between the accessible pedestrian signal assembly and the pedestrian signal head must be a 9 no. 20 conductor cable complying with MIL-W-16878D.

86-1.02U Push Button Assemblies

The housing for a push button assembly must be made of die-cast aluminum, permanent mold-cast aluminum, or UV-stabilized self-extinguishing structural plastic. The plastic housing must have a color throughout that matches color no. 17038, 27038, or 37038 of FED-STD-595.

If the push button is to be attached to a pole, the housing must be shaped to fit the pole's curvature.

The assembly must be waterproof and shockproof.

The push button's switch must be a single-pole, double-throw switching unit with screw-type terminals rated 15 A at 125 V(ac).

Switch for the push button must have:

1. Plunger actuator and a U frame to allow recessed mounting in the push button housing
2. Operating force of 3.5 lb
3. Maximum pretravel of 5/64 inch
4. Minimum overtravel of 1/32 inch
5. Differential travel from 0.002 to 0.04 inch
6. Minimum 2-inch diameter actuator

86-1.02V Reserved

86-1.02W Loop Detector Sealants

86-1.02W(1) General

Sealant for filling loop detector slots must be one of the following:

1. Asphaltic emulsion
2. Elastomeric sealant
3. Epoxy sealant for inductive loops
4. Hot-melt rubberized asphalt

86-1.02W(2) Asphaltic Emulsion Sealant

Asphaltic emulsion sealant must comply with the State Specification 8040-41A-15.

86-1.02W(3) Elastomeric Sealant

Elastomeric sealant must be a polyurethane material that cures only in the presence of moisture if used within the stated shelf life. The sealant must be suitable for use in both asphalt concrete and concrete pavement.

The cured elastomeric sealant must comply with the requirements shown in the following table:

Cured Elastomeric Sealant Requirements

Quality characteristic	Test method	Requirement
Hardness	ASTM D2240 ^a	65–85
Tensile strength (min, MPa)	ASTM D412 ^b	3.45
Elongation (min, %)		400
Flex at -40 °C ^c	--	No cracks
Weathering resistance	ASTM D822 ^d	Slight chalking
Salt spray resistance:	ASTM B117 ^e	
Tensile strength (min, MPa)		3.45
Elongation (min, %)		400
Dielectric constant (%)	ASTM D150 ^f	<25

^aIndentation at 25 °C and 50% relative humidity (Rex. Type A, Model 1700 only)

^bDie C pulled at 508 mm/minute

^c0.6-mm free film bend (180°) over 13-mm mandrel

^dWeatherometer 350 h, cured 7 days at 25 °C and 50% relative humidity

^e28 days at 38 °C with 5% NaCl, Die C, and pulled at 508 mm/minute)

^fChange over a temperature range from -30 to 50 °C

86-1.02W(4) Hot-Melt Rubberized Asphalt Sealant

Hot-melt rubberized asphalt sealant must:

1. Be in solid form at room temperature and fluid at an application temperature range from 190 to 205 degrees C
2. Not produce toxic fumes
3. Be suitable for use in both asphalt concrete and concrete pavement
4. Be packaged in containers clearly marked *Detector Loop Sealant* with the manufacturer's batch and lot number.

The cured hot-melt rubberized asphalt sealant must comply with the requirements shown in the following table:

Cured Hot-Melt Rubberized Asphalt Sealant Requirements

Quality characteristic	Test method	Requirement
Cone penetration (max, 1/10 mm)	ASTM D5329, sec. 6 ^a	35
Flow (max, mm)	ASTM D5329, sec. 8 ^b	5
Resilience (min, %)	ASTM D5329, sec. 12 ^c	25
Softening point (min, °C)	ASTM D36	82
Ductility (min, cm)	ASTM D113 ^d	30
Flash point, Cleveland Open Cup (min, °C)	ASTM D92	288
Viscosity (Pa·s)	ASTM D4402 ^e	2.5–3.5

^aAt 25 °C, 150 g, 5 s

^bAt 60 °C

^cAt 25 °C

^dAt 25 °C, 5 cm/minute

^eBrookfield Thermosel, no. 27 spindle, 20 rpm, 190 °C

86-1.02X Reserved

86-1.02Y Transformers

A transformer must be single-phase and may be a nonsubmersible or submersible type.

A transformer must be a dry type designed for operation on a 60 Hz supply. The transformer must have a decal showing a connection diagram. The diagram must show either color coding or wire tagging with primary (H1, H2) or secondary (X1, X2) markers and the primary and secondary voltage and volt-ampere rating. A transformer must comply with the electrical requirements shown in the following table:

Transformer Electrical Requirements	
Quality characteristic	Requirement
Rating (V(ac))	120/480, 120/240, 240/480, or 480/120
Efficiency (%)	> 95
Secondary voltage regulation and tolerance from half load to full load (%)	±3

Secondary 240 and 480 V(ac) windings must be center tapped.

The transformer must withstand the application of 2,200 V(ac) from core to coils and from coil to coil for a 1-minute period when tested immediately after operation of the transformer at full load for 24 hours.

The external leads for the secondary connections must be no. 10 Type USE rated for 600 V(ac).

The transformer's leads must extend a minimum of 12 inches from the case.

The transformer's insulation must be NEMA 185 C or better.

Each transformer must:

1. Include metal half-shell coil protection.
2. Have moisture-resistant, synthetic-varnish-impregnated windings.
3. Be waterproof and suitable for outdoor operation.

Each submersible transformer must:

1. Include a handle and a hanger.
2. Be securely encased in a rugged, corrosion-resistant, watertight case.
3. Have leads that extend out through 1 or more sealed hubs.
4. Be manufactured to withstand a 5-day test with 12-hour on and off periods submerged in 2 feet of salt water that is 2 percent salt by weight. The operating periods must be at full load.

86-1.02Z Batteries

Battery must:

1. Be deep-cycle, sealed, prismatic, lead-calcium-based, absorbed-glass-mat, valve-regulated, lead-acid type
2. Be rated for 12 V
3. Be rated for a temperature range from -25 to 60 degrees C
4. Be group size 24
5. Be commercially available and stocked locally
6. Be marked with a date code, maximum recharge data, and recharge cycles
7. Be new and fully charged when furnished
8. Be free from damage or deformities
9. Have a carrying handle
10. Have 2 top-mounted, threaded-stud posts that include all washers and nuts
11. Include insulating rubber covers for protecting the lugs, posts, and wiring: red for the positive terminal and black for the negative terminal

If a battery is used for a battery backup system, it must accommodate 3/8-inch ring lugs of a Department-furnished battery harness.

86-1.03 CONSTRUCTION

Not Used

86-1.04 PAYMENT

Not Used

Replace section 87 with:

04-15-16

87 ELECTRICAL SYSTEMS

04-15-16

87-1 GENERAL

87-1.01 GENERAL

87-1.01A Summary

Section 87 includes general specifications for constructing and installing electrical systems.

The Department deducts the cost for maintenance performed by the Department on new or portions of existing systems modified under the Contract.

87-1.01B Definitions

Reserved

87-1.01C Submittals

Reserved

87-1.01D Quality Assurance

87-1.01D(1) General

Reserved

87-1.01D(2) Quality Control

Before shipping the material to the job site, submit to METS test samples of:

1. Accessible pedestrian signals
2. LED countdown pedestrian signal face modules
3. LED signal modules
4. LED luminaires

Submit a sample size as shown in the following table:

Electrical Material Sampling

Contract quantity	Test sample size
1–8	1
9–15	2
16–25	3
26–90	5
91–150	8
151–280	13
281–500	20
501–1200	32

Before starting operation of an electrical system, perform a conductor test in the presence of the Engineer.

Conductor test consists of testing each conductor and the conductors in cables for:

1. Continuity.
2. Grounds.
3. Insulation resistance at 500 V(dc) between the circuit and ground. The insulation resistance must be a minimum of 10 M Ω on circuits, except it must be a minimum of 100 M Ω for inductive loop detector circuits.

Start the operational test of the system on any day except Friday or the day before a holiday. The operational test for signals must start from 9:00 a.m. to 2:00 p.m. Notify the Engineer 48 hours before starting the test.

An operational test consists of a minimum of 5 business days of continuous, satisfactory operation of the system. If the system fails, correct the problem and retest the system. A shutdown of the system caused by traffic, a power interruption, or unsatisfactory performance of Department-furnished materials does not constitute discontinuity of the test.

87-1.02 MATERIALS

Not Used

87-1.03 CONSTRUCTION

87-1.03A General

The Engineer determines the final locations of electrical systems.

Verify the locations of electrical systems and the depths of existing detectors, conduits, and pull boxes.

Notify the Engineer before performing work on the existing system.

You may shut down the system for alteration or removal.

Where an existing Department underground facility is shown within 10 feet of any excavation, locate and field mark the facility before performing work that could damage or interfere with the existing facility.

If an existing facility is within 2 feet of an excavation, determine the exact location of the facility by excavating with hand tools before using any power-operated or power-driven excavating or boring equipment. A vacuum excavator may be used if authorized.

Notify the Engineer immediately if an existing facility is damaged by your activities.

If existing underground conduit is to be incorporated into a new system, clean it with a mandrel or cylindrical wire brush and blow it clean with compressed air.

Limit the shutdown of traffic signal systems to normal working hours. Notify the local traffic enforcement agency before shutting down the signal.

Place temporary W3-1 and R1-1 signs in each direction to direct traffic through the intersection during shutdown of the signal. Place two R1-1 signs for 2-lane approaches. The signs must comply with part 2 of the *California MUTCD*.

Cover signal faces when the system is shut down overnight. Cover temporary W3-1 and R1-1 signs when the system is turned on.

If you work on an existing lighting system and the roadway is to remain open to traffic, ensure the system is in operation by nightfall.

Replace detectors you damage within 72 hours, or the Department replaces them and deducts the cost.

Work performed on an existing system not described is change order work.

Do not use electrical power from existing highway facilities unless authorized.

Maintain a minimum 48-inch clearance for a pedestrian pathway when placing equipment.

Except for service installation or work on service equipment enclosures, do not work above ground until all materials are on hand to complete the electrical work at each location.

Bond all metal components to form a continuous grounded system as specified in NEC.

Ground metallic equipment mounted less than 8 feet above the ground surface on a wood pole.

If you damage any portion of a concrete curb, sidewalk, curb ramp, driveway, or gutter depression, replace the entire section between contraction or expansion joints under section 73.

Apply equipment identification characters.

Orient louvers, visors, and signal faces such that they are clearly visible to approaching traffic from the direction being controlled.

Test loops and the detector lead-in cable circuit for continuity, ground, and insulation resistance at the controller cabinet before connecting detector lead-in cable to the terminal block.

Perform an operational test of the systems.

Before starting the operational test for systems that impact traffic, the system must be ready for operation, and all signs, pavement delineation, and pavement markings must be in place at that location.

87-1.03B Conduit Installation

87-1.03B(1) General

The installation of conduit includes installing caps, bushings, and pull tape and terminating the conduit in pull boxes, foundations, poles, or a structure.

Limit the number of bends in a conduit run to no more than 360 degrees between pull points.

Use conduit to enclose conductors except where they are installed overhead or inside standards or posts.

You may use a larger size conduit than specified for the entire length between termination points. Do not use a reducing coupling.

Extend an existing conduit using the same material. Terminate conduits of different materials in a pull box.

Install 2 conduits between a controller cabinet and the adjacent pull box.

Use a minimum trade size of conduit of:

1. 1-1/2 inches from an electroliner to the adjacent pull box
2. 1 inch from a pedestrian push button post to the adjacent pull box
3. 2 inches from a signal standard to the adjacent pull box
4. 3 inches from a controller cabinet to the adjacent pull box
5. 2 inches from an overhead sign to the adjacent pull box
6. 2 inches from a service equipment enclosure to the adjacent pull box
7. 1-1/2 inches if unspecified

Use Type 1 conduit:

1. On all exposed surfaces
2. In concrete structures
3. Between a structure and the nearest pull box

Ream the ends of shop-cut and field-cut conduit to remove burrs and rough edges. Make the cuts square and true. Do not use slip joints and running threads to couple conduit. If a standard coupling cannot be used for metal-type conduit, use a threaded union coupling. Tighten the couplings for metal conduit to maintain a good electrical connection.

Cap the ends of conduit to prevent debris from entering before installing the conductors or cables. Use a plastic cap for Type 1, 2, and 5 conduits and a standard pipe cap for all other types of conduit.

For Type 1, 2, and 5 conduits, use threaded bushings and bond them using a jumper. For other types of conduit, use nonmetallic bushings.

Do not install new conduit through foundations.

Cut Type 2 conduit with pipe cutters; do not use hacksaws. Use standard conduit-threading dies for threading conduit. Tighten conduit into couplings or fittings using strap wrenches or approved groove joint pliers.

Cut Type 3 conduit with tools that do not deform the conduit. Use a solvent weld for connections.

Protect shop-cut threads from corrosion under the standards shown in the following table:

Shop-Cut Thread Corrosion Protection	
Conduit	Standard
Types 1 and 2	ANSI C80.1
Type 5	ANSI C80.6

Apply 2 coats of unthinned, organic zinc-rich primer to metal conduit before painting. Use a primer on the Authorized Material List for organic zinc-rich primers. Do not use aerosol cans. Do not remove shop-installed conduit couplings.

For conduits, paint:

1. All exposed threads
2. Field-cut threads, before installing conduit couplings to metal conduit
3. Damaged surfaces on metal conduit

If a Type 2 conduit or conduit coupling coating is damaged:

1. Clean the conduit or fitting and paint it with 1 coat of rubber-resin-based adhesive under the manufacturer's instructions
2. Wrap the damaged coating with at least 1 layer of 2-inch-wide, 20 mils-minimum-thickness, PVC tape under ASTM D1000 with a minimum tape overlap of 1/2 inch

You may repair damaged spots of 1/4 inch or less in diameter in the thermoplastic coating by painting with a brushing-type compound supplied by the conduit manufacturer.

If factory bends are not used, bend the conduit to a radius no less than 6 times its inside diameter without crimping or flattening it. Comply with the bending requirements shown in the following table:

Conduit-Bending Requirements	
Type	Requirement
1	Use equipment and methods under the conduit manufacturer's instructions.
2	Use a standard bending tool designed for use on thermoplastic-coated conduit. The conduit must be free of burrs and pits.
3	Use equipment and methods under the conduit manufacturer's instructions. Do not expose the conduit to a direct flame.
5	Use equipment and methods under the conduit manufacturer's instructions.

Install pull tape with at least 2 feet of slack in each end of the conduit that will remain empty. Attach the tape's ends to the conduit.

Install conduit terminating in a standard or pedestal from 2 to 3 inches above the foundation. Slope the conduit toward the handhole opening.

Terminate conduit installed through the bottom of a nonmetallic pull box 2 inches above the bottom and 2 inches from the wall closest to the direction of the run.

87-1.03B(2) Conduit Installation for Structures

87-1.03B(2)(a) General

Paint exposed Type 1 conduit the same color as the structure.

Install galvanized steel hangers, steel brackets, and other fittings to support conduit in or on a wall or bridge.

87-1.03B(2)(b) New Structures

Seal and make watertight the conduits which lead to soffits, wall-mounted luminaires, other lights, and fixtures located below the pull box grade.

If you place a conduit through the side of a nonmetallic pull box, terminate the conduit 2 inches from the wall and 2 inches above the bottom. Slope the conduit toward the top of the box to facilitate pulling conductors.

For ease of installation and if authorized, you may use Type 4 conduit instead of Type 1 conduit for the final 2 feet of conduit entering a pull box in a reinforced concrete structure.

Install an expansion fitting where a conduit crosses an expansion joint in a structure. Each expansion fitting for metal conduit must include a copper bonding jumper having the ampacity as specified in NEC.

Install an expansion-deflection fitting for an expansion joint with a 1-1/2-inch movement rating. The fitting must be watertight and include a molded neoprene sleeve, a bonding jumper, and 2 silicon bronze or zinc-plated iron hubs.

For an expansion joint with a movement rating greater than 1-1/2 inches, install the expansion-deflection fitting as shown.

For conduit installed inside of bridge structures, you must:

1. Install precast concrete cradles made of minor concrete and commercial-quality welded wire fabric. The minor concrete must contain a minimum of 590 lb of cementitious material per cubic yard. The cradles must be moist cured for a minimum of 3 days.
2. Bond precast concrete cradles to a wall or bridge superstructure with one of the following:
 - 2.1. Epoxy adhesive for bonding freshly-mixed concrete to hardened concrete.
 - 2.2. Rapid-set epoxy adhesive for pavement markers.
 - 2.3. Standard-set epoxy adhesive for pavement markers.
3. Use a pipe sleeve or form an opening for a conduit through a bridge superstructure. The sleeve or opening through a prestressed member or conventionally reinforced precast member must be:
 - 3.1. Oriented transverse to the member.
 - 3.2. Located through the web.
 - 3.3. No more than 4 inches in size.
4. Wrap the conduit with 2 layers of asphalt felt building paper and securely tape or wire the paper in place for a conduit passing through a bridge abutment wall. Fill the space around the conduit with mortar under section 51-1, except the proportion of cementitious material to sand must be 1 to 3. Fill the space around the conduits after prestressing is completed.

Thread and cap a conduit installed for future use in structures. Mark the location of the conduit's end in a structure, curb, or wall directly above the conduit with a Y that is 3 inches tall.

87-1.03B(2)(c) Existing Structures

Run surface-mounted conduit straight and true, horizontal or vertical on the wall, and parallel to walls on ceilings or similar surfaces. Support the conduit at a maximum of 5-foot intervals where needed to prevent vibration or deflection. Support the conduit using galvanized, malleable-iron, conduit clamps, and clamp backs secured with expansion anchorage devices complying with section 75-3.02C. Use the largest diameter of galvanized, threaded studs that will pass through the mounting hole in the conduit clamp.

87-1.03B(3) Conduit Installation Underground

87-1.03B(3)(a) General

Install conduit to a depth of:

1. 14 inches for the trench-in-pavement method
2. 18 inches, minimum, under sidewalk and curbed paved median areas
3. 42 inches, minimum, below the bottom of the rail of railroad tracks

4. 30 inches, minimum, everywhere else below grade

Place conduit couplings at a minimum of 6 inches from the face of a foundation.

Place a minimum of 2 inches of sand bedding in a trench before installing Type 2 or Type 3 conduit and 4 inches of sand bedding over the conduit before placing additional backfill material.

If installing conduit within the limits of hazardous locations as specified in NEC for Class I, division 1, install and seal Type 1 or Type 2 conduit with explosion-proof sealing fittings.

87-1.03B(3)(b) Conduit Installation under Paved Surfaces

You may lay conduit on existing pavement within a new curbed median constructed on top.

Install conduit under existing pavement by the jacking or drilling methods. You may use the trench-in-pavement method for either of the following conditions:

1. If conduit is to be installed behind the curb under the sidewalk
2. If the delay to vehicles will be less than 5 minutes

Do not use the trench-in-pavement method for conduit installations under freeway lanes or freeway-to-freeway connector ramps.

87-1.03B(3)(c) Reserved

87-1.03B(3)(d) Conduit Installation under Railroad Tracks

Install Type 1 or Type 2 conduit with a minimum diameter of 1-1/2 inches under railroad tracks. If you use the jacking or drilling method to install the conduit, construct the jacking pit a minimum of 13 feet from the tracks' centerline at the near side of the pit. Cover the jacking pit with planking if left overnight.

87-1.03B(4) Reserved

87-1.03B(5) Conduit Installation by the Jacking or Drilling Method

Keep the jacking or drilling pit 2 feet away from the pavement's edge. Do not weaken the pavement or soften the subgrade with excessive use of water.

If an obstruction is encountered, obtain authorization to cut small holes in the pavement to locate or remove the obstruction.

You may install Type 2 or Type 3 conduit under the pavement if a hole larger than the conduit's diameter is predrilled. The predrilled hole must be less than one and half the conduit's diameter.

Remove the conduit used for drilling or jacking and install new conduit for the completed work.

87-1.03B(6) Conduit Installation by the Trenching-In-Pavement Method

Install conduit by the trenching-in-pavement method using a trench approximately 2 inches wider than the conduit's outside diameter but not exceeding 6 inches in width.

Where additional pavement is to be placed, you must complete the trenching before the final pavement layer is applied.

If the conduit shown is to be installed under the sidewalk, you may install it in the street within 3 feet of and parallel to the face of the curb. Install pull boxes behind the curb.

Cut the trench using a rock-cutting excavator. Minimize the shatter outside the removal area of the trench.

Dig the trench by hand to the required depth at pull boxes.

Place conduit in the trench.

Backfill the trench with minor concrete to the pavement's surface by the end of each work day. If the trench is in asphalt concrete pavement and no additional pavement is to be placed, backfill the top 0.10 foot of the trench with minor HMA within 3 days after trenching.

87-1.03C Installation of Pull Boxes

87-1.03C(1) General

Install pull boxes no more than 200 feet apart.

You may install larger pull boxes than specified or shown and additional pull boxes to facilitate the work except in structures.

Install a pull box on a bed of crushed rock and grout it before installing conductors. The grout must be from 0.5 to 1 inch thick and sloped toward the drain hole. Place a layer of roofing paper between the grout and the crushed rock sump. Make a 1-inch drain hole through the grout at the center of the pull box.

Set the pull box such that the top is 1-1/4 inches above the surrounding grade in unpaved areas and leveled with the finished grade in sidewalks and other paved areas.

Place the cover on the box when not working in it.

Grout around conduits that are installed through the sides of the pull box.

Bond and ground the metallic conduit before installing conductors and cables in the conduit.

Bond metallic conduits in a nonmetallic pull box using bonding bushings and bonding jumpers.

Do not install pull boxes in concrete pads, curb ramps, or driveways.

Reconstruct the sump of a pull box if disturbed by your activities. If the sump was grouted, remove and replace the grout.

87-1.03C(2) Nontraffic Pull Boxes

If you bury a nontraffic pull box, set the box such that the top is 6 to 8 inches below the surrounding grade. Place a 20-mil-thick plastic sheet made of HDPE or PVC virgin compounds to prevent water from entering the box.

Place mortar between a nontraffic pull box and a pull box extension.

Where a nontraffic pull box is in the vicinity of curb in an unpaved area, place the box adjacent to the back of the curb if practical.

Where a nontraffic pull box is adjacent to a post or standard, place the box within 5 feet upstream from traffic if practical.

If you replace the cover on a nontraffic pull box, anchor it to the box.

87-1.03C(3) Traffic Pull Boxes

Place minor concrete around and under a traffic pull box.

Bolt the steel cover to the box when not working in it.

Bond the steel cover to the conduit with a jumper and bolt it down after installing the conductors and cables.

87-1.03C(4) Structure Pull Boxes

Bond metallic conduit in a metal pull box in a structure using locknuts, inside and outside of the box, bonding bushings, and bonding jumpers connected to bonding wire running in the conduit system.

87-1.03D Reserved

87-1.03E Excavating and Backfilling for Electrical Systems

87-1.03E(1) General

Notify the Engineer at least 72 hours before starting excavation activities.

Dispose of surplus excavated material.

Restrict closures for excavation on a street or highway to 1 lane at a time unless otherwise specified.

87-1.03E(2) Trenching

Dig a trench for the electrical conduits or direct burial cables. Do not excavate until the conduit or direct burial cable will be installed.

Place excavated material in a location that will not interfere with traffic or surface drainage.

After placing the conduit or direct burial cable, backfill the trench with the excavated material. Compact the backfill placed outside the hinge point of slopes and not under pavement to a minimum relative compaction of 90 percent.

Compact the backfill placed within the hinge points and in areas where pavement is to be constructed to a minimum relative compaction of 95 percent.

Restore the sidewalks, pavement, and landscaping at a location before starting excavation at another location.

87-1.03E(3) Concrete Pads, Foundations, and Pedestals

Construct foundations for standards, poles, metal pedestals, and posts under section 56-3.

Construct concrete pads, foundations, and pedestals for controller cabinets, telephone demarcation cabinets, and service equipment enclosures on firm ground.

Install anchor bolts using a template to provide proper spacing and alignment. Moisten the forms and ground before placing the concrete. Keep the forms in place until the concrete sets for at least 24 hours to prevent damage to the surface.

Use minor concrete for pads, foundations, and pedestals.

In unpaved areas, place the top of the foundation 6 inches above the surrounding grade, except place the top:

1. 1 foot 6 inches above the grade for Type M and 336L cabinets
2. 1 foot 8 inches above the grade for Type C telephone demarcation cabinets
3. 2 inches above the grade for Type G and Type A cabinets and Type III service equipment enclosures

The pad must be 2 inches above the surrounding grade.

In and adjacent to the sidewalk and other paved areas, place the top of the foundation 4 inches above the surrounding grade, except place the top:

1. 1 foot 6 inches above the grade for Type M and 336L cabinets
2. 1 foot 8 inches above the grade for Type C telephone demarcation cabinets
3. Level with the finished grade for Type G and Type A cabinets and Type III service equipment enclosures

The pad must be level with the finished grade.

Apply an ordinary surface finish under section 51-1.03F.

Allow the foundation to cure for at least 7 days before installing any equipment.

87-1.03F Conductors and Cable Installations

87-1.03F(1) General

The installation of conductors and cables includes splicing conductors and attaching the terminals and connectors to the conductors.

Clean the conduit and pull all conductors and cables as a unit.

If new conductors or cables are to be added in an existing conduit:

1. Remove the content
2. Clean the conduit
3. Pull both old and new conductors and cables as a unit

Wrap conductors and secure cables to the end of the conduit in a pull box.

Seal the ends of conduits with a sealing compound after installing conductors or cables.

Neatly arrange conductors and cables inside pull boxes and cabinets. Tie the conductors and cables together with self-clinching nylon cable ties or enclose them in a plastic tubing or raceway.

Identify conductors and cables by direct labeling, tags, or bands fastened in such a way that they will not move. Use mechanical methods for labeling.

Provide band symbol identification on each conductor or each group of conductors comprising a signal phase in each pull box and near the end of terminated conductors.

Tape the ends of unused conductors and cables in pull boxes to form a watertight seal.

Do not connect the push-button or accessible pedestrian signal neutral conductor to the signal neutral conductor.

87-1.03F(2) Cables

87-1.03F(2)(a) General

Reserved

87-1.03F(2)(b) Reserved

87-1.03F(2)(c) Copper Cables

87-1.03F(2)(c)(i) General

Reserved

87-1.03F(2)(c)(ii) Detector Lead-in Cables

Install a Type B or C detector lead-in cable in conduit.

Waterproof the ends of the lead-in cable before installing it in the conduit to prevent moisture from entering the cable.

Splice loop conductors for each direction of travel for the same phase, terminating in the same pull box, to a separate lead-in cable running from the pull box adjacent to the loop detector to a sensor unit mounted in the controller cabinet. Install the lead-in cable without splices except at the pull box.

Verify in the presence of the Engineer that the loops are operational before making the final splices between loop conductors and the lead-in cable.

Identify and tag each lead-in cable with the detector designation at the cabinet and pull box adjacent to the loops.

87-1.03F(2)(c)(iii) Conductors Signal Cables

Do not splice signal cables except for a 28-conductor cable.

Provide identification at the ends of terminated conductors in a cable as shown.

Provide identification for each cable in each pull box showing the signal standard to which it is connected except for the 28-conductor cable.

Connect conductors in a 12-conductor cable as shown in the following table:

12CSC Color Code and Functional Connection

Color code	Termination	Phase
Red	Red signal	2, 4, 6, or 8
Yellow	Yellow signal	2, 4, 6, or 8
Brown	Green signal	2, 4, 6, or 8
Red/black stripe	Red signal	1, 3, 5, or 7
Yellow/black stripe	Yellow signal	1, 3, 5, or 7
Brown/black stripe	Green signal	1, 3, 5, or 7
Black/red stripe	Spare or as required for red or <i>DONT WALK</i>	--
Black/white stripe	Spare or as required for yellow	--
Black	Spare or as required for green or <i>WALK</i>	--
Red/white stripe	Pedestrian signal <i>DONT WALK</i>	--
Brown/white stripe	Pedestrian signal <i>WALK</i>	--
White	Terminal block	Neutral

Provide identification for each 28-conductor cable C1 or C2 in each pull box. The cable labeled C1 must be used for signal phases 1, 2, 3, and 4. The cable labeled C2 must be used for signal phases 5, 6, 7, and 8.

Connect conductors in a 28-conductor cable as shown in the following table:

28CSC Color Code and Functional Connection

Color code	Termination	Phase
Red/black stripe	Red signal	2 or 6
Yellow/black stripe	Yellow signal	2 or 6
Brown/black stripe	Green signal	2 or 6
Red/orange stripe	Red signal	4 or 8
Yellow/orange stripe	Yellow signal	4 or 8
Brown/orange stripe	Green signal	4 or 8
Red/silver stripe	Red signal	1 or 5
Yellow/silver stripe	Yellow signal	1 or 5
Brown/silver stripe	Green signal	1 or 5
Red/purple stripe	Red signal	3 or 7
Yellow/purple stripe	Yellow signal	3 or 7
Brown/purple stripe	Green signal	3 or 7
Red/2 black stripes	Pedestrian signal <i>DONT WALK</i>	2 or 6
Brown/2 black stripes	Pedestrian signal <i>WALK</i>	2 or 6
Red/2 orange stripes	Pedestrian signal <i>DONT WALK</i>	4 or 8
Brown/2 orange stripes	Pedestrian signal <i>WALK</i>	4 or 8
Red/2 silver stripes	Overlap A, C	OLA ^a , OLC ^a
Brown/2 silver stripes	Overlap A, C	OLA ^c , OLC ^c
Red/2 purple stripes	Overlap B, D	OLB ^a , OLD ^a
Brown/2 purple stripes	Overlap B, D	OLB ^c , OLD ^c
Blue/black stripe	Pedestrian push button	2 or 6
Blue/orange stripe	Pedestrian push button	4 or 8
Blue/silver stripe	Overlap A, C	OLA ^b , OLC ^b
Blue/purple stripe	Overlap B, D	OLB ^b , OLD ^b
White/black stripe	Pedestrian push button common	--
Black/red stripe	Railroad preemption	--
Black	Spare	--
White	Terminal block	Neutral

OL = Overlap; A, B, C, and D = Overlapping phase designation

^aFor red phase designation

^bFor yellow phase designation

^cFor green phase designation

Use the neutral conductor only with the phases associated with that cable. Do not intermix neutral conductors from different cables except at the signal controller.

87-1.03F(2)(c)(iv) Signal Interconnect Cable

For a signal interconnect cable, provide a minimum of 6 feet of slack inside each controller cabinet.

Do not splice the cable unless authorized.

If splices are authorized, insulate the conductor splices with heat-shrink tubing and overlap the insulation at least 0.6 inch. Cover the splice area of the cable with heat-shrink tubing and overlap the cable jacket at least 1-1/2 inches. Provide a minimum of 3 feet of slack at each splice.

87-1.03F(3) Conductors

87-1.03F(3)(a) General

Do not run conductors to a terminal block on a standard unless they are to be connected to a signal head mounted on that standard.

Provide 3 spare conductors in all conduits containing ramp metering and traffic signal conductors.

Install a separate conductor for each terminal of a push button assembly and accessible pedestrian signal.

Provide conductor slack to comply with the requirements shown in the following table:

Conductor Slack Requirements	
Location	Slack (feet)
Signal standard	1
Lighting standard	1
Signal and lighting standard	1
Pull box	3
Splice	3
Standards with slip base	0

87-1.03F(3)(b) Reserved

87-1.03F(3)(c) Copper Conductors

87-1.03F(3)(c)(i) General

Install a minimum no. 8, insulated, grounding copper conductor in conduit and connect it to all-metal components.

Where conductors from different service points occupy the same conduit or standard, enclose the conductors from one of the services in flexible or rigid metal conduit.

87-1.03F(3)(c)(ii) Inductive Loop Conductors

Install a Type 1 or 2 inductive loop conductor except use Type 2 for Type E loop detectors.

Install the conductor without splices except at the pull box.

87-1.03F(4) Manual Installation Method

Use an inert lubricant for placing conductors and cables in conduit.

Pull the conductors and cables into the conduit by hand using pull tape.

87-1.03G Equipment Identification Characters

The Engineer provides you with a list of the equipment identification characters.

Stencil the characters or apply the reflective self-adhesive labels to a clean surface.

Treat the edges of self-adhesive characters with an edge sealant.

Place the characters on the side facing traffic on:

1. Front doors of cabinets and service equipment enclosures.
2. Wood poles, fastened with 1-1/4-inch aluminum nails, for pole mounted enclosures
3. Adjacent bent or abutment at approximately the same station as an illuminated sign or soffit luminaire
4. Underside of the structure adjacent to the illuminated sign or soffit luminaire if no bent or abutment exists nearby
5. Posts of overhead signs
6. Standards

Before placing new characters on existing or relocated equipment, remove the existing characters.

87-1.03H Conductor and Cables Splices

87-1.03H(1) General

You may splice:

1. Grounded conductors in a pull box
2. Accessible pedestrian signal and push bottom conductors in a pull box
3. Ungrounded signal conductors in a pull box if signals are modified

4. Ungrounded signal conductors to a terminal compartment or a signal head on a standard with conductors of the same phase in the pull box adjacent to the standard
5. Ungrounded lighting circuit conductors in a pull box if lighting circuits are modified

Solder all splices using the hot iron, pouring, or dipping method. Do not perform open-flame soldering.

87-1.03H(2) Splice Insulation Methods

Insulate splices in a multiconductor cable to form a watertight joint and to prevent moisture absorption by the cable.

Use heat-shrink tubing or Method B to insulate a splice.

Use heat-shrink tubing as follows:

1. Cover the splice area completely with an electrical insulating coating and allow it to dry.
2. Place mastic around each conductor before placing them inside the tubing. Use the type of mastic specified in the tubing manufacturer's instructions.
3. Heat the area under the manufacturer's instructions. Do not perform open-flame heating. After contraction, each end of the heat-shrink tubing or the open end of the tubing's end cap must overlap the conductor insulation at least 1-1/2 inches.
4. Cover the entire splice with an electrical insulating coating and allow it to dry.

Use Method B as follows:

1. Cover the splice area completely with an electrical insulating coating and allow it to dry.
2. Apply 3 layers of half-lapped, 80-mils, PVC tape.
3. Apply 2 layers of 120-mils, butyl-rubber, stretchable tape with liner.
4. Apply 3 layers of half-lapped, 6-mils, PVC, pressure-sensitive, adhesive tape.
5. Cover the entire splice with an electrical insulating coating and allow it to dry.

87-1.03I Connectors and Terminals

Apply connectors and terminals to cables and conductors using a crimping compression tool under the manufacturer's instructions. The tool must prevent opening of the handles until the crimp is completed.

Install crimp-style terminal lugs on stranded conductors smaller than no. 14.

Solder no. 8 and smaller conductors to connectors and terminal lugs.

87-1.03J Standards, Poles, Pedestals, and Posts

Install standards, poles, pedestals, and posts under section 56-3.

Ground standards with a handhole by attaching a bonding jumper from the bolt or lug inside the standard to a metal conduit or to the grounding wire in the adjacent pull box. The bonding jumper must be visible when the handhole cover is removed.

Ground standards without a handhole or standards with a slip base by attaching a bonding jumper to all anchor bolts using ground clamps and connecting it to a metal conduit or to the grounding wire in the adjacent pull box. The bonding jumper must be visible after mortar has been placed on the foundation.

87-1.03K Reserved

87-1.03L Utility Service

87-1.03L(1) General

Install the service equipment early enough to allow the utility to complete its work before completion of the electrical work.

At least 15 days before permanent electrical and telecommunication service is required, request the service connections for permanent installations. The Department arranges with the utilities for completion of the connections and pays all costs and fees required by the utilities.

87-1.03L(2) Electric Service

87-1.03L(2)(a) General

If service equipment is to be installed on a utility-owned pole, furnish and install the conduit, conductors, pull boxes, and other necessary material to complete the service installation. The service utility decides the position of the riser and equipment on the pole.

87-1.03L(2)(b) Electric Service for Irrigation

Establishing electric service for irrigation includes installing conduit, conductors, and pull boxes and making connections from the service point to the irrigation controllers.

87-1.03L(2)(c) Electric Service for Booster Pumps

Establishing electric service for a booster pump includes installing conduit, conductors, and pull boxes and making connections from the service point to the booster pump enclosure.

87-1.03L(3) Telecommunications Service

Establishing telecommunication service includes installing conduit, conductors, and pull boxes and making connections from the service point to the telephone demarcation cabinet.

87-1.03M Photoelectric Controls

Mount the photoelectric unit on the top of the pole for Type I, II, and III photoelectric controls. Use mounting brackets where pole-top mounting is not possible. Orient the photoelectric unit to face north.

Mount the enclosure at a height of 6 feet above finished grade on the same standard as the photoelectric unit.

Install a minimum 100 VA, 480/120 V(ac) transformer in the contactor enclosure to provide 120 V(ac) for the photoelectric control unit when switching 480 V(ac), 60 Hz circuits.

87-1.03N Fused Splice Connectors

Install a fuse splice connector in each ungrounded conductor for luminaires mounted on standards. The connector must be located in the pull box adjacent to the standard.

Crimp the connector terminals onto the ungrounded conductors using a tool under the manufacturer's instructions. Insulate the terminals and make them watertight.

87-1.03O Grounding Electrodes

Install a grounding electrode for each cabinet, service equipment enclosure, and transformer.

Attach a grounding conductor from the electrode using either a ground clamp or exothermic weld. Connect the other end of the conductor to the cabinet, service equipment enclosure, and transformer.

87-1.03P Service Equipment Enclosures

Installing a service equipment enclosure includes constructing the foundation and pad and installing conduit, adjacent pull boxes, and grounding electrode.

Locate the foundation such that the minimum clearance around the front and back of the enclosure complies with NEC, article 110.26, "Spaces About Electrical Equipment, (600 V, nominal or less)."

Bond and ground metal conduit as specified in NEC and by the service utility except the grounding electrode conductor must be no. 6 or larger.

If circuit breakers and components do not have a description on engraved phenolic nameplates, install them using stainless steel rivets or screws under section 86-1.02P(2).

87-1.03Q Cabinets

87-1.03Q(1) General

Installing a cabinet includes constructing the foundation and pad and installing conduit, adjacent pull boxes, and grounding electrode.

Apply a mastic or caulking compound before installing the cabinet on the foundation to seal the openings.

Connect the field wiring to the terminal blocks in the cabinet. Neatly arrange and lace or enclose the conductors in plastic tubing or raceway. Terminate the conductors with properly sized captive or spring spade terminals. Apply a crimp-style connector and solder them.

Install and solder a spade-type terminal on no. 12 and smaller field conductors and a spade-type or ring-type terminal on conductors larger than no. 12.

87-1.03Q(2) Department-Furnished Controller Cabinets

Arrange for the delivery of Department-furnished controller cabinets.

87-1.03Q(3) Reserved

87-1.03Q(4) Telephone Demarcation Cabinets

Installing a telephone demarcation cabinet includes installing conduit, cable, and pull boxes to the controller cabinet.

Install the cabinet with the back toward the nearest lane of traffic.

87-1.03R Signal Heads

87-1.03R(1) General

Installing a signal head includes mounting the heads on standards and mast arms, installing backplates and visors, and wiring conductors to the terminal blocks.

Keep the heads covered or direct them away from traffic until the system is ready for operation.

87-1.03R(2) Signal Faces

Use the same brand and material for the signal faces at each location.

Program the programmable visibility signal faces under the manufacturer's instructions. The indication must be visible only in those areas or lanes to be controlled.

87-1.03R(3) Backplates

Install backplates using at least six 10-24 or 10-32 self-tapping and locking stainless steel machine screws and flat washers.

If a plastic backplate requires field assembly, attach each joint using at least four no.10 machine screws. Each machine screw must have an integral or captive flat washer, a hexagonal head slotted for a standard screwdriver, and either a locking nut with an integral or captive flat washer or a nut, flat washer, and lock washer. Machine screws, nuts, and washers must be stainless steel or steel with a zinc or black oxide finish.

If a metal backplate has 2 or more sections, fasten the sections with rivets or aluminum bolts peened after assembly to avoid loosening.

Install the backplate such that the background light is not visible between the backplate and the signal face or between sections.

87-1.03R(4) Signal Mounting Assemblies

Install a signal mounting assembly such that its members are arranged symmetrically and plumb or level. Orient each mounting assembly to allow maximum horizontal clearance to the adjacent roadway.

For a bracket-mounted assembly, bolt the terminal compartment or pole plate to the pole or standard.

In addition to the terminal compartment mounting, attach the upper pipe fitting of Type SV-1-T with 5 sections or a SV-2-TD to the standard or pole using the mounting detail for signal heads without a terminal compartment.

Use a 4-1/2-inch slip fitter and set screws to mount an assembly on a post top.

After installing the assembly, clean and paint the exposed threads of the galvanized conduit brackets and bracket areas damaged by the wrench or vise jaws. Use a wire brush to clean and apply 2 coats of unthinned, organic zinc-rich primer. Do not use an aerosol can to apply the primer.

Install the conductors in the terminal compartment and secure the cover.

87-1.03S Pedestrian Signal Heads

Installing a pedestrian signal head includes mounting the heads on standards and wiring conductors to the terminal blocks.

Install the pedestrian signal mounting assembly under section 87-1.03R(4).

Use the same brand and material for the pedestrian signal faces at each location.

Install a pedestrian signal face such that its members are arranged symmetrically and plumb or level.

87-1.03T Accessible Pedestrian Signals

Use the same brand for the accessible pedestrian signals at each location.

Install an accessible pedestrian signal and the R10 series sign on the crosswalk side of the standard.

Attach the accessible pedestrian signal to the standard with self-tapping screws.

Attach the sign to the standard using 2 straps and saddle brackets.

Point the arrow on the accessible pedestrian signal in the same direction as the corresponding crosswalk.

Furnish the equipment and hardware to set up and calibrate the accessible pedestrian signal.

Arrange to have a manufacturer's representative at the job site to program the accessible pedestrian signal with an audible message or tone.

87-1.03U Push Button Assemblies

Install the push button assembly and the R10 series sign on the crosswalk side of the standard.

Attach the sign to the assembly for Type B assemblies.

Attach the sign to the standard using 2 straps and saddle brackets for Type C assemblies.

You may use straps and saddle brackets to secure the push button to the standard.

Use a slip fitter to secure the assembly on top of a 2-1/2-inch-diameter post.

87-1.03V Detectors

87-1.03V(1) General

Installing a detector includes installing inductive loop conductors, sealant, conduit, and pull boxes.

Center the detectors in the traffic lanes.

Do not splice the detector conductor.

87-1.03V(2) Inductive Loop Detectors

Mark the location of the inductive loop detectors such that the distance between the side of the loop and a lead-in saw cut from an adjacent detector is at least 2 feet. The distance between lead-in saw cuts must be at least 6 inches.

Saw cut the slots under section 13-4.03E(7). The bottoms of the slots must be smooth with no sharp edges. For Type E detector loops, saw the slots such that the sides are vertical.

Wash the slots clean using water and blow dry them with compressed air to remove all moisture and debris.

Identify the start of the conductor.

Waterproof the ends of a Type 2 loop conductor before installing it in the conduit to prevent moisture from entering the cable.

Install the loop conductor in the slots and lead-in saw cuts using a 3/16- to 1/4-inch-thick wood paddle. Hold the conductors in place at the bottom of the slot with wood paddles during placement of the sealant.

Wind adjacent loops on the same sensor unit channel in opposite directions.

Twist the conductors for each loop into a pair consisting of a minimum of 2 turns per foot before placing them in the lead-in saw cut and the conduit leading to the pull box. Do not install more than 2 twisted pairs of conductors per lead-in saw cut.

Provide 5 feet of slack in the pull box.

Test each loop for continuity, circuit resistance, and insulation resistance before filling the slots with sealant.

Remove excess sealant from the adjacent road surface before it sets. Do not use solvents to remove the excess.

Identify the loop conductor pair in the pull box, marking the start with the letter *S* and the end with the letter *F*. Band conductors in pairs by lane in the pull box adjacent to the loops and in the cabinet. Identify each pair with the detector designation and loop number.

Install the conductors in a compacted layer of HMA immediately below the uppermost layer if more than one layer will be placed. Install the loop conductors before placing the uppermost layer of HMA. Fill the slot with a sealant flush to the surface.

Install the conductors in the existing pavement if one layer of HMA is to be placed. Install the loop conductors before placing the layer of HMA. Fill the slot with a sealant flush to the surface.

87-1.03V(3) Preformed Inductive Loop Detectors

Construct a preformed inductive loop detector consisting of 4 turns in the loop and a lead-in conductor pair twisted at least 2 turns per foot all encased in conduit and sealed to prevent water penetration. The detector must be 6-foot square unless shown otherwise.

Construct the loop detector using a minimum 3/8-inch Schedule 40 or Schedule 80 PVC or polypropylene conduit and no. 16 or larger conductor with Type THWN or TFFN insulation.

In new roadways, place the detector in the base course with the top of the conduit flush with the top of the base. Cover with HMA or concrete pavement. Protect the detector from damage before and during pavement placement.

In new reinforced concrete bridge decks, secure the detector to the top of the uppermost layer of reinforcing steel using nylon wire ties. Hold the detector parallel to the bridge deck using PVC or polypropylene spacers where necessary. Place conduit for lead-in conductors between the uppermost 2 layers of reinforcing steel.

Do not install detectors in existing bridge decks unless authorized.

Install a detector in existing pavement before placement of concrete or HMA as follows:

1. Saw cut slots at least 1-1/4 inches wide into the existing pavement.
2. Place the detector in the slots. The top of the conduit must be at least 2 inches below the top of the pavement.
3. Test each loop circuit for continuity, circuit resistance, and insulation resistance.
4. Fill saw cuts with elastomeric or hot melt rubberized asphalt sealant for asphalt concrete pavement and with epoxy sealant or hot melt rubberized asphalt sealant for concrete pavement.

87-1.03W Sealants

87-1.03W(1) General

Reserved

87-1.03W(2) Elastomeric Sealant

Apply an elastomeric sealant with a pressure feed applicator.

87-1.03W(3) Asphaltic Emulsion Sealant

Asphaltic emulsion sealant must:

1. Be used for filling slots in asphalt concrete pavement of a maximum width of 5/8 inch
2. Not be used on concrete pavement or where the slope causes the material to run from the slot
3. Be thinned under the manufacturer's instructions
4. Be placed when the air temperature is at least 45 degrees F

87-1.03W(4) Hot-Melt Rubberized Asphalt Sealant

Melt the sealant in a jacketed, double-boiler-type, melting unit. The temperature of the heat transfer medium must not exceed 475 degrees F.

Apply the sealant with a pressure feed applicator or a pour pot when the surface temperature of the pavement is greater than 40 degrees F.

87-1.03X Reserved

87-1.03Y Transformers

Installing a transformer includes placing the transformer inside a pull box, a cabinet, or an enclosure.

Wire the transformer for the appropriate voltage.

Ground the secondary circuit of the transformer as specified in the NEC.

87-1.03Z Reserved

87-1.04 PAYMENT

Not Used

87-2 LIGHTING SYSTEMS

87-2.01 GENERAL

87-2.01A Summary

Section 87-2 includes specifications for constructing lighting systems.

Lighting system includes:

1. Foundations
2. Pull boxes
3. Conduit
4. Conductors
5. Standards
6. Luminaires
7. Service equipment enclosure
8. Photoelectric control
9. Fuse splice connectors
10. High mast lighting assemblies

The components of a lighting system are shown on the project plans.

87-2.01B Definitions

Reserved

87-2.01C Submittals

Submit a certificate of compliance and test data for the high mast lighting luminaires.

87-2.01D Quality Assurance

Reserved

87-2.02 MATERIALS

87-2.02A General

Reserved

87-2.02B High Mast Lighting Assemblies

A high mast lighting assembly includes the foundation, pole, lowering device system, luminaires, and control pedestal.

Each luminaire in a high mast lighting assembly must include a housing, an optical system, and a ballast.

The housing must be made of aluminum.

A painted or powder-coated housing for a high mast lighting luminaire must be able to withstand a 1,000-hour salt spray test as specified in ASTM B117.

The optical system, consisting of the reflector, refractor or lens, lamp socket, and lamp, must be in a sealed chamber. The chamber must be sealed by a gasket between the reflector and refractor or lens and a gasket between the reflector and lamp socket. The chamber must have a separate filter or filtering gasket for flow of air.

An asymmetrical luminaire must have a refractor or reflector that is rotatable 360 degrees around a vertical axis to orient the distribution of light.

The luminaire must have a slip fitter for mounting on a 2-inch horizontal pipe tenon and must be adjustable ± 3 degrees from the axis of the tenon.

The reflector must have a specular surface made of silvered glass or aluminum protected by either an anodized finish or a silicate film. The reflector must be shaped such that a minimum of light is reflected through the arc tube of the lamp.

The refractor and lens must be made of heat-resistant glass.

The lamp socket must be a porcelain-enclosed, mogul-multiple type. The shell must contain integral lamp grips to ensure electrical contact under conditions of normal vibrations. The socket must be rated for 1,500 W, 600 V(ac) and 4,000 V(ac) pulse for a 400 W lamp and 5,000 V(ac) pulse for a 1,000 W lamp.

The luminaire must have a dual fuse holder for 2 fuses rated at 5 A, 480 V(ac). The fuses must be 13/32 inch by 1-1/2 inches, standard midget ferrule type with a nontime-delay feature.

The lamps must be vertical burning, protected from undue vibration, and prevented from backing out of the socket by a stainless steel clamp attached to the luminaire.

A 1,000 W metal halide lamp must have an initial output of 100,000 lumens and an average rated life of 12,000 hours based on 10 hours per start.

A 400 W high-pressure sodium lamp must have an initial output of 50,000 lumens. A 1,000 W high-pressure sodium lamp must have an initial output of 140,000 lumens.

The ballast for the luminaire must be a regulator type and have a core and coils, capacitors, and starting aid.

Ballast must be:

1. Mounted within a weatherproof housing that integrally attaches to the top of a luminaire support bracket and lamp support assembly
2. Readily removable without removing the luminaire from the bracket arm
3. Electrically connected to the optical assembly by a prewired quick disconnect

The ballast for a metal halide luminaire must comply with luminaire manufacturer's specifications.

The wattage regulation spread at any lamp voltage, from nominal through the life of the lamp, must vary no more than 22 percent for a 1,000 W lamp and a ± 10 percent input voltage variation. The ballast's starting line current must be less than its operating current.

87-2.02C Soffit and Wall-Mounted Luminaires

87-2.02C(1) General

Soffit and wall-mounted luminaires must be weatherproof and corrosion resistant.

Each luminaire must include a 70 W high-pressure sodium lamp with a minimum average rated life of 24,000 hours. The lamp socket must be positioned such that the light center of the lamp is located within 1/2 inch of the designed light center of the luminaire.

Luminaire wiring must be SFF-2.

Flush-mounted soffit luminaire must have:

1. Metal body with two 1-inch-minimum conduit hubs and a means of anchoring the body into the concrete
2. Prismatic refractor made of heat-resistant polycarbonate:
 - 2.1. Mounted in a door frame
 - 2.2. With the street side identified
3. Aluminum reflector with a specular anodized finish
4. Ballast located either within the housing or in a ceiling pull box if shown
5. Lamp socket

The door frame assembly must be hinged, gasketed, and secured to the luminaire body with at least 3 machine screws.

A pendant soffit luminaire must be enclosed and gasketed and have an aluminum finish. Luminaire must have:

1. Aluminum reflector with a specular anodized finish
2. Refractor made of heat-resistant polycarbonate
3. Optical assembly that is hinged and latched for lamp access and a device to prevent dropping
4. Ballast designed for operation in a raintight enclosure
5. Galvanized metal box with a gasketed cover, 2 captive screws, and 2 chains to prevent dropping and for luminaire mounting

Wall-mounted luminaire must have:

1. Cast metal body
2. Prismatic refractor:
 - 2.1. Made of glass
 - 2.2. Mounted in a door frame
3. Aluminum reflector with a specular anodized finish
4. Integral ballast
5. Lamp socket
6. Gasket between the refractor and the body
7. At least 2 mounting bolts of minimum 5/16-inch diameter

A cast aluminum body of a luminaire to be cast into or mounted against concrete must have a thick coat of alkali-resistant bituminous paint on all surfaces to be in contact with the concrete.

87-2.02C(2) High-Pressure Sodium Lamp Ballasts

87-2.02C(2)(a) General

A high-pressure sodium lamp ballast must operate the lamp for its rated wattage.

Starting aids for a ballast must be interchangeable between ballasts of the same wattage and manufacturer without adjustment.

The ballast must be provided with a heat-generating component to serve as a heat sink. The capacitor must be placed at the maximum practicable distance from the heat-generating components or thermally shielded to limit the case temperature to 75 degrees C.

The transformer and inductor must be resin impregnated for protection against moisture. Capacitors, except for those in starting aids, must be metal cased and hermetically sealed.

The ballast must have a power factor of 90 percent or greater.

For the nominal input voltage and lamp voltage, the ballast design center must not vary more than 7.5 percent from the rated lamp wattage.

87-2.02C(2)(b) Regulator-Type Ballasts

A regulator-type ballast must be designed such that a capacitance variance of ± 6 percent does not cause more than ± 8 percent variation in the lamp wattage regulation.

The ballast must have a current crest factor not exceeding 1.8 for an input voltage variation of ± 10 percent.

The lamp wattage regulation spread for a lag-type ballast must not vary by more than 18 percent for ± 10 percent input voltage variations. The primary and secondary windings must be electrically isolated.

The lamp wattage regulation spread for a constant-wattage, autoregulator, lead-type ballast must not vary by more than 30 percent for ± 10 percent input voltage variations.

87-2.02C(2)(c) Nonregulator-Type Ballasts

A nonregulator-type ballast must have a current crest factor not exceeding 1.8 for an input voltage variation of ± 5 percent.

The lamp wattage regulation spread for an autotransformer or high reactance type ballast must not vary by more than 25 percent for ± 5 percent input voltage variations.

87-2.03 CONSTRUCTION

87-2.03A General

Set the foundations for standards such that the mast arm is perpendicular to the centerline of the roadway.

Tighten the cap screws of the luminaire's clamping bracket to 10 ft-lb for LED and low-pressure luminaires.

Label the month and year of the installation inside the luminaire housing's door.

Perform the conductor and operational tests for the system.

87-2.03B High Mast Lighting Assemblies

Mount and connect the luminaires to the accessory support ring. Aim the asymmetrical luminaire to orient the distribution of light.

87-2.03C Soffit and Wall-Mounted Luminaires

For a flush-mounted soffit luminaire:

1. Prevent concrete from getting into the housing during pouring of the concrete for the structure
2. Install the luminaire with the axis vertical and the street side of the refractor oriented as indicated
3. Locate the luminaire to provide a minimum 2-foot clearance from the inside surface of the girders and 1-foot clearance from the near face of the diaphragm
4. Install the bridge soffit and ceiling pull box over the same lane

For a pendant soffit luminaire:

1. Cast in place the inserts for the no. 8 pull box during concrete placement for a new structure
2. Drill holes for expansion anchors to support the no. 8 pull box on existing structures
3. Bond the suspension conduit and luminaire to the pull box

For a wall-mounted luminaire, provide:

1. Extension junction box or ring on a new structure
2. 4 external mounting taps on an existing structure

Place the soffits or wall-mounted luminaires in operation as soon as practicable after the falsework has been removed from the structure.

If the Engineer orders soffit or wall-mounted luminaires to be activated before permanent power service is available, installing and removing the temporary power service is change order work.

87-2.04 PAYMENT

Not Used

87-3 SIGN ILLUMINATION SYSTEMS

87-3.01 GENERAL

87-3.01A Summary

Section 87-3 includes specifications for constructing sign illumination systems.

Sign illumination system includes:

1. Foundations
2. Pull boxes
3. Conduit
4. Conductors
5. Sign lighting fixtures
6. Enclosure for the disconnect circuit breaker
7. Service equipment enclosure
8. Photoelectric control

The components of a sign illumination system are shown on the project plans.

87-3.01B Definitions

Reserved

87-3.01C Submittals

Submit the manufacturer's test data for the induction sign-lighting fixtures.

87-3.01D Quality Assurance

Reserved

87-3.02 MATERIALS

An induction sign-lighting fixture must include a housing with a door, reflector, refractor or lens, lamp, socket assembly, power coupler, high-frequency generator, fuse block, and fuses.

The fixture must comply with the isofootcandle curves as shown.

Fixture must weigh no more than 44 lb, be rated for 87 W at 120/240 V(ac), and have a mounting assembly made of one of the following materials:

1. Cast aluminum
2. Hot-dip galvanized steel plate
3. Galvanized steel plate finished with one of the following:
 - 3.1. Polymeric coating
 - 3.2. Same finish used for the housing

Housing must:

1. Be corrosion resistant and suitable for wet locations
2. Be above the top of the mounting rails at a maximum height of 12 inches
3. Have weep holes

Door must:

1. Hold a refractor or lens
2. Open without the use of special tools
3. Have a locking position at 50 degrees minimum from the plane of the door opening
4. Be hinged to the housing on the side of the fixture away from the sign panel
5. Have 2 captive latch bolts or other latching device

When the door is opened, it must lock in the 50 degrees position when an 85 mph, 3-second wind-gust load strikes the door from either side.

The housing and door must be manufactured of sheet or cast aluminum and have a gray powder coat or polyester paint finish. The sheet aluminum must comply with ASTM B209 or B209M for 5052-H32 aluminum sheet. External bolts, screws, hinges, hinge pins, and door closure devices must be corrosion resistant.

The housing and door must be gasketed. The thickness of the gasket must be a minimum of 1/4 inch.

Reflector must not be attached to the outside of the housing and must be:

1. Made of a single piece of aluminum with a specular finish
2. Protected with an electrochemically applied anodized finish or a chemically applied silicate film
3. Designed to drain condensation away from it
4. Secured to the housing with a minimum of 2 screws
5. Removable without removing any fixture parts

Refractor or lens must have a smooth exterior and must be manufactured from the materials shown in the following table:

Refractor and Lens Material Requirements

Component	Material
Flat lens	Heat-resistant glass
Convex lens	Heat-resistant, high-impact-resistant tempered glass
Refractor	Borosilicate heat-resistant glass

The refractor and convex lens must be designed or shielded such that no luminance is visible if the fixture is approached directly from the rear and viewed from below. If a shield is used, it must be an integral part of the door casting.

Lamp must:

1. Be an 85 W induction type with a fluorescent, phosphor-coated, interior wall
2. Have a minimum 70 percent light output of its original lumen output after 60,000 hours of operation
3. Have a minimum color-rendering index of 80
4. Be rated at a color temperature of 4,000K
5. Be removable with common hand tools

The lamp socket must be rated for 1,500 W and 600 V(ac) and be a porcelain-enclosed mogul type with a shell that contains integral lamp grips to ensure electrical contact under normal vibration conditions. The shell and center contact must be made of nickel-plated brass. The center contact must be spring loaded.

The power coupler must be removable with common hand tools.

High-frequency generator must:

1. Start and operate lamps at an ambient temperature of -25 degrees C or greater for the rated life of the lamp
2. Operate continuously at ambient air temperatures from -25 to 55 degrees C without a reduction in the generator life
3. Have a design life of at least 100,000 hours at 55 degrees C
4. Have an output frequency of 2.65 MHz \pm 10 percent
5. Have radio frequency interference that complies with 47 CFR 18 regulations regarding harmful interference
6. Have a power factor greater than 90 percent and total harmonic distortion less than 10 percent

The high frequency generator must be mounted such that the fixture can be used as a heat sink and be replaceable with common hand tools.

Each fixture must include a barrier-type fuse block for terminating field connections. Fuse block must:

1. Be rated 600 V(ac)
2. Have box terminals
3. Be secured to the housing and accessible without removal of any fixture parts
4. Be mounted to leave a minimum of 1/2 inch of air space from the sidewalls of the housing
5. Be designed for easy removal of fuses with a fuse puller

The fixture's fuses must be 13/32-inch-diameter, 1-1/2-inch-long ferrule type and UL listed or NRTL certified. For a 120 V(ac) fixture, only the ungrounded conductor must be fused and a solid connection must be provided between the grounded conductor and the high frequency generator.

The fixture must be permanently marked with the manufacturer's brand name, trademark, model number, serial number, and date of manufacture on the inside and outside on the housing. The same information must be marked on the package.

If a wire guard is used, it must be made of a minimum 1/4-inch-diameter galvanized steel wire. The wires must be spaced to prevent rocks larger than 1-1/2-inch diameter from passing through the guard. The guard must be either hot-dip galvanized or electroplated zinc-coated as specified in ASTM B633, service condition SC4, with a clear chromate dip treatment.

87-3.03 CONSTRUCTION

Perform the conductor and operational tests for the system.

87-3.04 PAYMENT

Not Used

87-4 SIGNAL AND LIGHTING SYSTEMS

87-4.01 GENERAL

87-4.01A Summary

Section 87-4 includes specifications for constructing signal and lighting systems.

Signal and lighting system includes:

1. Foundations
2. Pull boxes
3. Conduit
4. Conductors
5. Cables
6. Standards
7. Signal heads
8. Internally illuminated street name signs
9. Service equipment enclosure
10. Department-furnished controller assembly
11. Detectors
12. Telephone demarcation cabinet
13. Accessible pedestrian signals
14. Push button assemblies
15. Pedestrian signal heads
16. Luminaires
17. Photoelectric control
18. Fuse splice connectors
19. Battery backup system
20. Flashing beacons
21. Flashing beacon control assembly

The components of a signal and lighting system are shown on the project plans.

87-4.01B Definitions

Reserved

87-4.01C Submittals

Submit shop drawings showing the message for each internally illuminated street sign, including the size of letters, symbols, and arrows.

87-4.01D Quality Assurance

87-4.01D(1) General

Reserved

87-4.01D(2) Quality Control

87-4.01D(2)(a) General

Reserved

87-4.01D(2)(b) Battery Backup System

Notify the Engineer 48 hours before testing the battery backup system.

Test the system in the presence of the Engineer by turning off the power to the signal system at the service equipment enclosure. The signal system must run continuously for 30 minutes. If the battery backup system fails, correct the problem and retest the system for another 30 minutes. After successful completion of the test, turn the power on for the signal system.

87-4.02 MATERIALS

87-4.02A General

Reserved

87-4.02B Battery Backup System

A battery backup system includes the cabinet, batteries, and the Department-furnished electronics assembly.

The electronics assembly includes the inverter/charger unit, power transfer relay, and the battery harness.

87-4.02C Internally Illuminated Street Name Signs

An internally illuminated street name sign includes housing, brackets, sign panels, gaskets, ballast, lampholder, terminal blocks, conductors, and fuses.

An internally illuminated street sign must be designed and constructed to prevent deformation or failure when subjected to an 85 mph, 3-second wind-gust load as specified in the AASHTO publication, "Standard Specifications for Structural Supports of Highway Signs, Luminaires and Traffic Signals."

Sign must:

1. Be Types A or B
2. Have galvanized or cadmium-plated ferrous parts
3. Have screened weep holes
4. Have fasteners, screws, and hardware made of passive stainless steel, Type 302 or 304, or aluminum Type 6060-T6
5. Operate at a temperature from -20 to 74 degrees C

Photoelectric unit sockets are not allowed.

The housing must be constructed to resist torsional twist and warp. The housing must be designed such that opening or removing the panels provides access to the interior of the sign for lamp, ballast, and fuse replacement.

The top and bottom of the sign must be manufactured from formed or extruded aluminum and attached to formed or cast aluminum end fittings. The top, bottom, and end fittings must form a sealed housing.

For a Type A sign, both sides of the sign must be hinged at the top to allow installation or removal of the sign panel.

For a Type B sign, the sign panel must be slide mounted into the housing.

The top of the housing must have 2 free-swinging mounting brackets. Each bracket must be vertically adjustable for leveling the sign to either a straight or curved mast arm. The bracket assembly must allow the lighting fixture to swing perpendicular to the sign panel.

The reflectors must be formed aluminum and have an acrylic, baked-white-enamel surface with a minimum reflectance of 0.85.

Sign panel must be translucent, high-impact-resistant, and made of one of the following plastic materials:

1. Glass-fiber-reinforced, acrylated resin
2. Polycarbonate resin
3. Cellulose acetate butyrate

The sign panel must be designed not to crack or shatter if a 1-inch-diameter steel ball weighing 2.4 ounces is dropped from a height of 8.5 feet above the sign panel to any point on the panel. For this test, the sign panel must be lying in a horizontal position and supported within its frame.

The sign panel's surface must be evenly illuminated. The brightness measurements for the letters must be a minimum of 150 foot-lamberts, average. The letter-to-background brightness ratio must be from 10:1 to 20:1. The background luminance must not vary by more than 40 percent from the average background brightness measurement. The luminance of letters, symbols, and arrows must not vary by more than 20 percent from their average brightness measurement.

The sign panel's white or green color must not fade or darken if exposed to an accelerated test of UV light equivalent to 2 years of outdoor exposure.

The sign panel's legend, symbols, arrows, and border on each face must be white on a green background. The background must comply with color no. 14109 of FED-STD-595.

The message must appear on both sides of the sign and be protected from UV radiation. The letters must be 8-inch upper case and 6-inch lower case, series E.

A Type A sign must have a closed-cell, sponge-neoprene gasket installed between the sign panel frame to prevent the entry of water. The gasket must be uniform and even textured.

The sign ballast must be a high-power-factor type for outdoor operation from 110 to 125 V(ac) and 60 Hz and must comply with ANSI C82.1 and C82.2.

The ballast for a Type A sign must be rated at 200 mA. The ballast for a Type B sign must be rated at 430 mA.

Sign lampholder must:

1. Be the spring-loaded type
2. Have silver-coated contacts and waterproofed entrance leads
3. Have a heat-resistant, circular cross section with a partially recessed neoprene ring

Removal of the lamp from the socket must de-energize the primary of the ballast.

The springs for the lampholders must not be a part of the current-carrying circuit.

The sign's wiring connections must terminate on a molded, phenolic, barrier-type, terminal block rated at 15 A, 1,000 V(ac). The connections must have a white, integral, waterproof marking strip. The terminal screws must not be smaller than a no. 10.

The terminal block must be insulated from the fixture to provide protection from the line-to-ground flashover voltage.

A sectionalized terminal block must have an integral barrier on each side and must allow rigid mounting and alignment.

Fixture's conductors must:

1. Be stranded copper wire with a minimum thermoplastic insulation of 28 mils

2. Be rated at 1,000 V(ac) and for use up to 90 degrees C
3. Be a minimum of no. 16
4. Match the color coding of the ballast leads
5. Be secured with spring cross straps, installed 12 inches apart or less in the chassis or fixture

Stranded copper conductors connected to screw-type terminals must terminate in crimp-type ring connectors.

No splicing is allowed within the fixture.

The sign's fuse must be the Type 3AG, miniature, slow-blow type.

The fuse holder must be a panel-mounting type with a threaded or bayonet knob that grips the fuse tightly for extraction. Each ballast must have a separate fuse.

87-4.03 CONSTRUCTION

87-4.03A General

Set the foundations for standards such that the mast arm is perpendicular to the centerline of the roadway.

Tighten the cap screws of the luminaire's clamping bracket to 10 ft-lb for LED and low-pressure luminaires.

Label the month and year of the installation inside the luminaire housing's door.

Perform the conductor and operational tests for the system.

87-4.03B Battery Backup System Cabinets

Install the battery backup system cabinet to the right of the Model 332L cabinet.

If installation on the right side is not feasible, obtain authorization for installation on the left side.

Provide access for power conductors between the cabinets using:

1. 2" nylon-insulated, steel chase nipple
2. 2" steel sealing locknut
3. 2" nylon-insulated, steel bushing

Remove the jumper between the terminals labeled *BBS-1* and *BBS-2* in the 5 position terminal block in the controller cabinet before connecting the Department-furnished electronics assembly.

87-4.03C Internally Illuminated Street Name Signs

Mount the internally illuminated street name sign to the signal mast arm using the adjustable brackets. Connect the conductors to the terminal blocks in the signal head mounting terminal block.

87-4.04 PAYMENT

Not Used

87-5 RAMP METERING SYSTEMS

87-5.01 GENERAL

Section 87-5 includes specifications for constructing ramp metering systems.

Ramp metering system includes:

1. Foundations
2. Pull boxes
3. Conduit
4. Conductors
5. Standards
6. Signal heads
7. Service equipment enclosure
8. Department-furnished controller assembly

9. Detectors
10. Telephone demarcation cabinet

The components of a ramp metering system are shown on the project plans.

87-5.02 MATERIALS

Not Used

87-5.03 CONSTRUCTION

Connect the field wiring to the terminal blocks in the controller cabinet. The Engineer provides you a list of field conductor terminations for each controller cabinet.

Perform the conductor and operational tests for the system.

87-5.04 PAYMENT

Not Used

87-6 TRAFFIC MONITORING STATION SYSTEMS

87-6.01 GENERAL

Section 87-6 includes specifications for constructing traffic monitoring station systems.

Traffic monitoring station system includes:

1. Foundations
2. Pull boxes
3. Conduit
4. Cables
5. Conductors
6. Service equipment enclosure
7. Controller cabinet
8. Detectors
9. Telephone demarcation cabinet

The components of a traffic monitoring station system are shown on the project plans.

87-6.02 MATERIALS

Not Used

87-6.03 CONSTRUCTION

Connect the field wiring to the terminal blocks in the controller cabinet. The Engineer provides you a list of field conductor terminations for the controller cabinet.

Perform the conductor and operational tests for the system.

87-6.04 PAYMENT

Not Used

87-7 FLASHING BEACON SYSTEMS

87-7.01 GENERAL

Section 87-7 includes specifications for constructing flashing beacon systems.

Flashing beacon system includes:

1. Foundations
2. Pull boxes
3. Conduit
4. Conductors
5. Standards
6. Service equipment enclosure
7. Signal heads
8. Flashing beacon control assembly

The components of a flashing beacon system are shown on the project plans.

The flash rate for the flashing beacon must comply with chapter 4L, "Flashing Beacons," of the *California MUTCD*.

The flashing beacon must allow alternating flashing wig-wag operation.

The flashing beacon must have a separate flasher unit installed in the flashing beacon control assembly.

87-7.02 MATERIALS

Flashing beacon control assembly must:

1. Have a NEMA 3R enclosure with a dead front panel and a hasp with a 7/16-inch hole for a padlock. The enclosure must have one of the following finishes:
 - 1.1. Powder coating.
 - 1.2. Hot-dip galvanized coating.
 - 1.3. Factory-applied, rust-resistant prime coat and finish coat.
2. Have barrier-type terminal blocks rated for 25 A, 600 V(ac), made of molded phenolic or nylon material and have plated-brass screw terminals and integral marking strips.
3. Include a solid state flasher complying with section 8 of NEMA standards publication no. TS 1 for 10 A, dual circuits.

87-7.03 CONSTRUCTION

Perform the conductor and operational tests for the system.

87-7.04 PAYMENT

Not Used

87-8-87-11 RESERVED

87-12 CHANGEABLE MESSAGE SIGN SYSTEMS

87-12.01 GENERAL

Section 87-12 includes specifications for constructing changeable message sign systems.

Changeable message sign system includes:

1. Foundations
2. Pull boxes
3. Conduit
4. Conductors
5. Service equipment enclosure
6. Department-furnished controller cabinet
7. Department-furnished changeable message sign
8. Department-furnished wiring harness
9. Service equipment enclosure
10. Sign disconnect

The components of a changeable message sign system are shown on the project plans.

87-12.02 MATERIALS

Not Used

87-12.03 CONSTRUCTION

Install the changeable message sign.

Connect the field wiring to the terminal blocks in the sign assembly and controller cabinet.

The Engineer provides you a list of field conductor terminations for each sign cabinet and controller cabinet.

The Department maintains the sign assemblies.

87-12.04 PAYMENT

Not Used

87-13–87-17 RESERVED

87-18 INTERCONNECTION CONDUIT AND CABLE

87-18.01 GENERAL

Section 87-18 includes specifications for constructing interconnection conduit and cable.

Interconnection conduit and cable includes:

1. Pull boxes
2. Conduit
3. Signal interconnect cables

The components of an interconnection conduit and cable are shown.

87-18.02 MATERIALS

Not Used

87-18.03 CONSTRUCTION

Test the signal interconnect cable.

Connect the signal interconnect cable to the terminal block in the controller cabinets. The Engineer provides you a list of terminations for each controller cabinet.

87-18.04 PAYMENT

Not Used

87-19 RESERVED

87-20 TEMPORARY ELECTRICAL SYSTEMS

87-20.01 GENERAL

Section 87-20 includes specifications for providing temporary electrical systems.

Obtain the Department's authorization for the type of temporary electrical system and its installation method.

A temporary system must operate on a continuous, 24-hour basis.

87-20.02 MATERIALS

87-20.02A General

Material and equipment may be new or used.

The components of a temporary system are shown on the project plans.

If you use Type UF-B cable, the minimum conductor size must be no. 12.

87-20.02B Temporary Flashing Beacon Systems

A temporary flashing beacon system consists of a flashing beacon system, wood post, generator, and photovoltaic system.

The system must comply with the specifications for a flashing beacon system in section 87-7, except it may be mounted on a wood post or a trailer.

87-20.02C Temporary Lighting Systems

A temporary lighting system consists of a lighting system, generator, and wood poles.

The system must comply with the specifications for a lighting system in section 87-2, except it may be mounted on a wood pole or a trailer.

87-20.02D Temporary Signal Systems

A temporary signal system consists of a signal and lighting system, wood poles and posts, and a generator.

System must comply with the specifications for a signal and lighting system in section 87-4, except:

1. Signal heads may be mounted on a wood pole, mast arm, tether wire, or a trailer
2. Flashing beacons may be mounted on a wood post, or a trailer

87-20.03 CONSTRUCTION

87-20.03A General

Provide electrical and telecommunication services for temporary systems. Do not use existing services unless authorized.

Provide power for the temporary electrical systems under section 12-3.33, except you may use a photovoltaic system for the temporary flashing beacon system.

Install conductors and cables in a conduit, suspended from wood poles at least 25 feet above the roadway, or use direct burial conductors and cables.

You may saw slots across paved areas for burial conductors and cables.

Install conduit outside the paved area at a minimum of 12 inches below grade for Type 1 and 2 conduit and at a minimum of 18 inches below grade for Type 3 conduit.

Install direct burial conductors and cables outside the paved area at a minimum depth of 24 inches below grade.

Place the portions of the conductors installed on the face of wood poles in either Type 1, 2, or 3 conduit between the point 10 feet above grade at the pole and the pull box. The conduit between the pole and the pull box must be buried at a depth of at least 18 inches below grade.

Place conductors across structures in a Type 1, 2, or 3 conduit. Attach the conduit to the outside face of the railing.

Mount the photoelectric unit at the top of the standard or wood post.

You may abandon in place conductors and cables in sawed slots or in conduit installed below the ground surface.

87-20.03B Temporary Flashing Beacon Systems

Install a fused-splice connector in the pull box adjacent to each flashing beacon. Wherever conductors are run overhead, install the splice connector in the line side outside of the control assembly.

87-20.03C Temporary Lighting Systems

Wherever conductors are run overhead, install the fuse splice connectors in the line side before entering the mast arm.

87-20.03D Temporary Signal Systems

You may splice conductors that run to a terminal compartment or a signal head on a pole to the through conductors of the same phase in a pull box adjacent to the pole. Do not splice conductors or cables except in a pull box or in a NEMA 3R enclosure.

The Department provides the timing for the temporary signal.

Maintain the temporary signal except for the Department-furnished controller assembly.

87-20.04 PAYMENT

Not Used

87-21 EXISTING ELECTRICAL SYSTEMS

87-21.01 GENERAL

Section 87-21 includes general specifications for performing work on existing electrical systems.

87-21.02 MATERIALS

Not Used

87-21.03 CONSTRUCTION

87-21.03A General

You may abandon unused underground conduit after pulling out all conductors and removing conduit terminations from the pull boxes.

If standards are to be salvaged, remove:

1. All components
2. Mast arms from the standards
3. Luminares, signal heads, and signal mounting assemblies from the standards and mast arms

If the existing material is unsatisfactory for reuse and the Engineer orders you to replace it with new material, replacing the existing material with new material is change order work.

If the removed electrical equipment is to be reinstalled, supply all materials and equipment, including signal mounting assemblies, anchor bolts, nuts, washers, and concrete, needed to complete the new installation.

87-21.03B Maintaining Existing Electrical Systems

87-21.03B(1) General

Maintain the existing electrical system in working order during the progress of the work. Conduct your operations to avoid damage to the elements of the systems.

87-21.03B(2) Maintaining Existing Traffic Management System Elements During Construction

Section 87-21.02B(2) applies if a bid item for maintaining existing traffic management system elements during construction is shown on the Bid Item List.

Traffic management system elements include:

1. Ramp metering system
2. Traffic monitoring stations
3. Microwave vehicle detection system
4. Changeable message sign system
5. Extinguishable message sign system
6. Highway advisory radio system
7. Closed circuit television camera system
8. Roadway weather information system

Obtain authorization at least 72 hours before interrupting communication between an existing system and the traffic management center.

If the Engineer notifies you that an existing system is not fully operational due to your activities, repair or replace the system within 72 hours. If the system cannot be fixed within 72 hours or it is located on a structure, provide a temporary system within 24 hours until the system can be fixed. Perform a functional test of the system in the presence of the Engineer. If you fail to perform the necessary repair or replacement work, the Department may perform the repair or replacement work and deduct the cost.

If you damage an existing fiber optic cable, install a new cable such that the length of cable slack is the same as before the damage, measured from an original splice point or termination. All splices must be made using the fusion method.

You may interrupt the operation of traffic monitoring stations:

1. For 60 days if another operational traffic monitoring station is located within 3 miles

For volumetric proportioning of RPC:

1. The volumetric container must be imprinted with manufacturer's name, model number, serial number, the as-calibrated volume and date of the last calibration. Cross sectional dimensions of the container must remain the same as those during its calibration.
2. The device must be re-calibrated monthly and at any time when the container shape has been deformed from its original condition or there is evidence of material build-up on the inside of the device.
3. The device must be held in a level condition during filling. Fill the device to the measure or strike-off line. Each measurement must be filled to within 1.0% of the device as-calibrated volume.
4. The device interior must be cleaned after each measurement to maintain a zero condition.

For weight proportioning, proportion RPC with a weigh hopper attached to the plant at a position which allows the addition of the RPC to the mixer truck with the conventional PCC ingredients. The plant process controller must control the proportioning of RPC to within 1.0% of its target weight.

90-9.02 MATERIALS

90-9.02A General

The quantity of RPC added to the concrete must not exceed 15 percent.

The cementitious material content of the RPC must be at least that specified for the concrete that allows the use of RPC.

Water must not be added to the RPC after batching, including in the truck mixer.

Use HSA for controlling and reducing the hydration rate of RPC.

Incorporate RPC by mixing into the concrete before arriving at the jobsite.

90-9.02B Returned Plastic Concrete

The RPC must not exceed 100 degrees F at any time.

If HSA is not used, RPC must be incorporated into the concrete before attaining initial set or within 4 hours after batching of RPC, whichever is earlier.

If HSA is used:

1. Add HSA to RPC within 4 hours after original batching.
2. Measure and record the time, dosage of HSA, and temperature of RPC when HSA is added.
3. Mix the RPC under the HSA manufacturer's instructions after adding HSA or at least 30 revolutions, whichever is greater.
4. Incorporate RPC into the concrete within 4 hours after adding HSA.

RPC must not contain:

1. Accelerating admixture
2. Fiber
3. Pigment
4. Lightweight aggregate
5. Previously returned RPC
6. Any ingredient incompatible with the resultant concrete

90-9.02C Hydration Stabilizing Admixture

HSA must comply with ASTM C494 admixture Type B or Type D.

HSA must have a proven history of specifically maintaining and extending both plasticity and set.

HSA dosage must comply with the manufacturer's instructions.

90-9.02D Production

Proportion concrete containing RPC under section 90-2.02E.

Proportion RPC by weight or by volume.

90-9.03 CONSTRUCTION

Not Used

90-9.04 PAYMENT

Not Used

^^

92 ASPHALT BINDERS

04-15-16

04-15-16

Replace the 4th paragraph of section 92-1.02B with:

Crumb rubber modifier used must be on the Authorized Materials List for crumb rubber modifier.

Production equipment for PG modified asphalt binder with crumb rubber modifier must be authorized under the Department's *MPQP*.

Crumb rubber must be derived from waste tires described in Pub Res Code § 42703 and must be free from contaminants including fabric, metal, minerals, and other nonrubber substances.

^^

96 GEOSYNTHETICS

01-15-16

Replace *product name, manufacturing source, and date of manufacture* in the 2nd sentence of the 1st paragraph of section 96-1.01D with:

01-15-16

manufacturing source code

BID BOOK

GENERAL ENGINEERING JOB ORDER CONTRACT

BUDGET / ACCOUNT: 4510 / 7370



Department of Public Works and Planning

CONTRACT NUMBER 22-24-J, 22-25-J, 22-26-J

BID BOOK TABLE OF CONTENTS

GENERAL ENGINEERING JOB ORDER CONTRACT CONTRACT NUMBER 22-24-J, 22-25-J, 22-26-J

PROPOSAL NUMBER(S)	TITLE
NOT APPLICABLE	INSTRUCTIONS FOR COMPLETING THE BID BOOK
1	PROPOSAL TO THE BOARD OF SUPERVISORS OF THE COUNTY OF FRESNO
2	ADJUSTMENT FACTORS EXAMPLE SCHEDULE OF ADJUSTMENT FACTORS
3	AWARD CRITERIA FIGURE AWARD CRITERIA CALCULATION
4	ADDENDUM ACKNOWLEDGEMENT BID SECURITY BID SIGNATURE
5	NON-COLLUSION DECLARATION
6	PUBLIC CONTRACT CODE SECTION 10285.1 STATEMENT
7	PUBLIC CONTRACT CODE SECTION 10162 QUESTIONNAIRE AND PUBLIC CONTRACT CODE 10232 STATEMENT
8	CERTIFICATION WITH REGARD TO THE PERFORMANCE OF PREVIOUS CONTRACTS OR SUBCONTRACTS SUBJECT TO THE EQUAL OPPORTUNITY CLAUSE AND THE FILING OF REQUIRED REPORTS
9	DEBARMENT AND SUSPENSION CERTIFICATION
10	NONLOBBYING CERTIFICATION FOR FEDERAL-AID CONTRACTS
11	DISCLOSURE OF LOBBYING ACTIVITIES

INSTRUCTIONS FOR COMPLETING THE BID BOOK FOR FEDERAL AID PROJECTS

General

Complete forms in the *Bid* book.

Submit an electronic bid online at <http://www.BidExpress.com> or submit a hardcopy bid:

1. Under sealed cover addressed to the Department and labeled with the name of the bidder, the name of the project and the statement 'Do Not Open Until The Time Of Bid Opening.'
2. Marked as a bid or bid bond
3. Identifying the contract number and the bid opening date

Certain bid forms must be submitted with the bid and properly executed.

Certain other forms and information must be submitted either with the bid or within the prescribed period after bid opening as specified elsewhere in these special provisions.

Failure to submit the forms and information as specified results in a nonresponsive bid.

If an agent other than the authorized corporation officer or a partnership member signs the bid, file a Power of Attorney with the Department either before opening bids or with the bid. Otherwise, the bid may be nonresponsive.

Bid Item List and Bid Comparison

Submit a bid based on the bid item quantities the Department shows on the Bid Item List. Bids will be evaluated and the low bidder determined as indicated in the *Notice to Bidders*.

Bid Document Completion

Proposal items are identified by title and by the word "Proposal" followed by the number assigned to the proposal item in question. Proposal items are included in the *Bid Book*.

Proposal to the Board of Supervisors of Fresno County

Provided for information.

Bid Item List

One or more sheet(s) or lists upon which the bidder completes the bid.

Fill out completely including an Adjustment Factor and weighted Adjustment Factor for Normal Working Hours and Other Than Normal Working Hours and the Award Criteria Figure.

Do not make any additions such as "plus tax", "plus freight", or conditions such as "less 2% if paid by 15th".

Use ink or typewriter for paper bids.

Addendum Acknowledgment

Acknowledge Addenda

Bid Security

Submit one of the following forms of bidder's security equal to at least \$25,000.00:

- Cash
- Cashier's check
- Certified check
- Signed bidder's bond by an admitted surety insurer

Indicate type of bid security provided.

- Cash – Acceptable but not recommended. Cash is deposited in a clearing account and is returned to bidders by County warrant. This process may take several weeks.
- Cashier's or Certified Checks. This type of security is held until the bid is no longer under consideration. If submitted by a potential awardee, they will be returned when the contract is fully executed by the bidder and bonds and insurance have been approved.
- Bid Bonds - Must be signed by the bidder and by the attorney-in-fact for the bonding company. Provide notarized signature of attorney-in-fact accompanied by bonding company's affidavit authorizing attorney-in-fact to execute bonds. An unsigned bid bond will be cause for rejection.

Bid Signature

Provide contractor's license information.

State business name and if business is a:

- Corporation - list officers
- Partnership - list partners
- Joint Venture - list members; if members are corporations or partnerships, list their officers or partners.
- Individual - list owner's name and firm name style

Signature of Bidder - the following lists types of companies and corresponding authorized signers.

- Corporation - by an officer
- Partnership - by a partner
- Joint Venture - by a member
- Individual - by the owner

If signature is by a Branch Manager, Estimator, Agent, etc., the bid must be accompanied by a power of attorney authorizing the individual to sign the bid in question or to sign bids more generally, otherwise the bid may be rejected.

- Business Address - Firm's Street Address
- Mailing Address - P.O. Box or Street Address
- Complete, sign, and return with bid.

Contract Number 22-24-J, 22-25-J, 22-26-J

Non-Collusion Declaration

Must be completed, signed, and returned with bid.

Public Contract Code Section 10285.1 Statement

Select "has" or "has not" in accordance with instructions on form, return with completed for with bid. Note that signing the bid constitutes signing this statement.

Public Contract Code Section 10162 Questionnaire and Public Contract Code 10232 Statement

Select: "yes" or "no" accordance with instructions on form, include explanation if "yes" is selected. Return completed form with bid. Note that signing the bid constitutes signing this questionnaire and statement.

Certification With Regard To The Performance Of Previous Contracts Or Subcontracts Subject To The Equal Opportunity Clause And The Filing Of Required Reports

For a Federal-aid contract, complete, sign, and return with bid. Certification of proposed subcontractors is the responsibility of the Bidder and must be provided to the County upon request.

Debarment And Suspension Certification

For a Federal-aid contract, complete, sign, and return with bid. Certification of subcontractors is the responsibility of the Bidder and must be provided to the County upon request.

Non-lobbying Certification for Federal-Aid Contracts

For a Federal-aid contract, complete, sign, and return with bid.

Disclosure of Lobbying Activities

For a Federal-aid contract, complete, sign, and return with bid.

PROPOSAL TO THE BOARD OF SUPERVISORS OF THE COUNTY OF FRESNO

hereinafter called the Owner

GENERAL ENGINEERING JOB ORDER CONTRACT

The work to be done and referred to herein is in Fresno County, State of California. In case of a discrepancy between words and figures, the words shall prevail. If this proposal shall be accepted and the undersigned shall fail to contract, as aforesaid, and to give the two bonds in the sums to be determined as aforesaid, with surety satisfactory to the Awarding Authority, within ten (10) days after the award of the contract, the Awarding Authority, at its option, may determine that the bidder has abandoned the contract, and thereupon this proposal and the acceptance thereof shall be null and void, and the forfeiture of such security accompanying this proposal shall operate and the same shall be the property of the Owner.

The undersigned, as bidder declares that all Addenda issued with respect to this bid have been received and incorporated into this Proposal. The bidder's signature on this Proposal also constitutes acknowledgement of all addenda.

The undersigned, as bidder, declares that the only persons, or parties interested in this proposal as principals are those named herein; that this proposal is made without collusion with any other person, firm or corporation; that they have carefully examined the Construction Task Catalog®, Technical Specifications and Special Provisions and they proposes and agrees if this proposal is accepted, that they will contract with the County of Fresno to provide all necessary machinery, tools, apparatus and other means of construction, and to do all the work and furnish all the materials specified in the contract in the manner and time therein prescribed, and according to the requirements of the Owner as therein set forth.

This Contract is for construction work and related services to be performed at any location within Fresno County. The work of this Contract will be set forth in the Detailed Scopes of Work referenced in the individual Job Orders. The Contractor is required to complete each Detailed Scope of Work for the Job Order Price within the Job Order Completion Time.

The Contractor shall perform all Work required called for in each individual Job Order issued under this Contract using the Construction Task Catalog® and Technical Specifications incorporated herein by reference. Contractor shall perform any or all functions called for in the Contract Documents as specified in individual Job Orders against this Contract for the Unit Prices specified in the Construction Task Catalog® (CTC) multiplied by the following Adjustment Factors, and any appropriate Non Pre-priced work.

BIDDER: _____

Adjustment Factors

The Bidder shall set forth Adjustment Factors in the respective space provided hereinafter. **See example below.** Failure to submit Adjustment Factors for all categories will result in the Proposal being deemed non-responsive. Specify Adjustment Factors to four (4) decimal places. **The Other Than Normal Working Hours Adjustment Factors SHALL be EQUAL to or GREATER THAN the corresponding Normal Working Hours Adjustment Factors.**

The Contractor shall perform the Tasks required by each individual Job Order using the following Adjustment Factors. When submitting Job Order Price Proposals related to specific Job Orders, the Bidder shall utilize one or more of the Adjustment Factors applicable to the Work being performed.

Example

<div style="border: 1px solid black; width: 40px; height: 40px; display: flex; align-items: center; justify-content: center; margin: 0 auto;">1</div>	.	<div style="display: inline-block; border: 1px solid black; width: 40px; height: 40px; display: flex; align-items: center; justify-content: center; margin: 0 5px;">2</div> <div style="display: inline-block; border: 1px solid black; width: 40px; height: 40px; display: flex; align-items: center; justify-content: center; margin: 0 5px;">1</div> <div style="display: inline-block; border: 1px solid black; width: 40px; height: 40px; display: flex; align-items: center; justify-content: center; margin: 0 5px;">0</div> <div style="display: inline-block; border: 1px solid black; width: 40px; height: 40px; display: flex; align-items: center; justify-content: center; margin: 0 5px;">2</div>
One Point Two One Zero Two		
(Written in clearly legible words)		(Specify to four (4) decimal places in clearly legible figures)

Schedule of Adjustment Factors

1. **Normal Working Hours** (7:00am to 5:00pm Monday through Friday)

<div style="border: 1px solid black; width: 40px; height: 40px; display: flex; align-items: center; justify-content: center; margin: 0 auto;"></div>	.	<div style="display: inline-block; border: 1px solid black; width: 40px; height: 40px; display: flex; align-items: center; justify-content: center; margin: 0 5px;"></div> <div style="display: inline-block; border: 1px solid black; width: 40px; height: 40px; display: flex; align-items: center; justify-content: center; margin: 0 5px;"></div> <div style="display: inline-block; border: 1px solid black; width: 40px; height: 40px; display: flex; align-items: center; justify-content: center; margin: 0 5px;"></div> <div style="display: inline-block; border: 1px solid black; width: 40px; height: 40px; display: flex; align-items: center; justify-content: center; margin: 0 5px;"></div>
(Written in clearly legible words)		(Specify to four (4) decimal places in clearly legible figures)

2. **Other Than Normal Working Hours** (5:00pm to 7:00am Monday through Friday, and all day Saturday, Sunday, and Holidays)

<div style="border: 1px solid black; width: 40px; height: 40px; display: flex; align-items: center; justify-content: center; margin: 0 auto;"></div>	.	<div style="display: inline-block; border: 1px solid black; width: 40px; height: 40px; display: flex; align-items: center; justify-content: center; margin: 0 5px;"></div> <div style="display: inline-block; border: 1px solid black; width: 40px; height: 40px; display: flex; align-items: center; justify-content: center; margin: 0 5px;"></div> <div style="display: inline-block; border: 1px solid black; width: 40px; height: 40px; display: flex; align-items: center; justify-content: center; margin: 0 5px;"></div> <div style="display: inline-block; border: 1px solid black; width: 40px; height: 40px; display: flex; align-items: center; justify-content: center; margin: 0 5px;"></div>
(Written in clearly legible words)		(Specify to four (4) decimal places in clearly legible figures)

3. **Normal Working Hours – Work Over Elevations of 3000 Feet** (7:00am to 5:00pm Monday through Friday)

<div style="border: 1px solid black; width: 40px; height: 40px; display: flex; align-items: center; justify-content: center; margin: 0 auto;"></div>	.	<div style="display: inline-block; border: 1px solid black; width: 40px; height: 40px; display: flex; align-items: center; justify-content: center; margin: 0 5px;"></div> <div style="display: inline-block; border: 1px solid black; width: 40px; height: 40px; display: flex; align-items: center; justify-content: center; margin: 0 5px;"></div> <div style="display: inline-block; border: 1px solid black; width: 40px; height: 40px; display: flex; align-items: center; justify-content: center; margin: 0 5px;"></div> <div style="display: inline-block; border: 1px solid black; width: 40px; height: 40px; display: flex; align-items: center; justify-content: center; margin: 0 5px;"></div>
(Written in clearly legible words)		(Specify to four (4) decimal places in clearly legible figures)

4. **Other Than Normal Working Hours – Work Over Elevations of 3000 Feet** (5:00pm to 7:00am Monday through Friday, and all day Saturday, Sunday, and Holidays)

<div style="border: 1px solid black; width: 40px; height: 40px; display: flex; align-items: center; justify-content: center; margin: 0 auto;"></div>	.	<div style="display: inline-block; border: 1px solid black; width: 40px; height: 40px; display: flex; align-items: center; justify-content: center; margin: 0 5px;"></div> <div style="display: inline-block; border: 1px solid black; width: 40px; height: 40px; display: flex; align-items: center; justify-content: center; margin: 0 5px;"></div> <div style="display: inline-block; border: 1px solid black; width: 40px; height: 40px; display: flex; align-items: center; justify-content: center; margin: 0 5px;"></div> <div style="display: inline-block; border: 1px solid black; width: 40px; height: 40px; display: flex; align-items: center; justify-content: center; margin: 0 5px;"></div>
(Written in clearly legible words)		(Specify to four (4) decimal places in clearly legible figures)

General Info

Total:

\$1.1465

Number	Description
22-24-J, 22-25-J, 22-26-J General Engineering Job Order Contract (Class A)	A Job Order Contract is an indefinite quantity contract pursuant to which the Contractor will perform an ongoing series of individual projects at different locations throughout the County of Fresno. The types of work to be done may include, but is not limited to: concrete repair, culvert repair, guardrail replacement, bridge removal, bridge wing wall repair, irrigation pipe replacement, repair of failed roadway sections, repair of asphalt dike, and minor parking lot repairs. Work being contemplated under the Job Order Contract may include potentially Federally-funded work associated with a declared disaster over which the Federal Emergency Management Agency would have oversight. The bid documents include a Construction Task Catalog® containing construction tasks with preset Unit Prices. All Unit Prices are based on local labor prevailing wages, material and equipment prices and are for the direct cost of construction.
Deadline 04/18/2023 02:00 PM PDT	
Vendor Exbon Development Inc.	
Submitted 04/18/2023 12:52 PM PDT	
Signed by Hee B. Yang Account Holder Hee B. Yang	A MANDATORY pre-bid conference has been held at 10:00 A.M. on Tuesday, March 21, 2023 for the purpose of discussing the Job Order Contract concept, documents, bid considerations and to discuss Job Order Contracting from a contractor's viewpoint. Contractors that do not sign in and attend the pre-bid conference will be ineligible, and any bid submitted by such a contractor will be determined non-responsive. The MANDATORY pre-bid conference was conducted virtually, and the link to the meeting was posted at http://www.co.fresno.ca.us/planholders
Opened 04/18/2023 02:02 PM PDT By jwongsing@fresnocountyca.gov	Allows zero unit prices and labor No Allows negative unit prices and labor No

Attachment List

Project Website (<http://www.co.fresno.ca.us/departments/public-works-and-planning/construction-bidding-opportunities/22-24-j-22-25-j-22-26-j-class-a-general-engineering-job-order-contract>)
Project website

Request for Clarification Form (<http://www.co.fresno.ca.us/departments/public-works-and-planning/construction-bidding-opportunities/22-24-j-22-25-j-22-26-j-class-a-general-engineering-job-order-contract/request-for-clarification-form>)
Request for Clarifications Form 22-24-J, 22-25-J, 22-26-J General Engineering

Specifications
Specifications

Addendum 1
Addendum 1

Addendum 2
Addendum 2

Proposal to the Board of Supervisors of the County of Fresno - Proposal 1 & 2

The work to be done and referred to herein is in Fresno County, State of California. In case of a discrepancy between words and figures, the words shall prevail. If this proposal shall be accepted and the undersigned shall fail to contract, as aforesaid, and to give the two bonds in the sums to be determined as aforesaid, with surety satisfactory to the Awarding Authority, within ten (10) days after the award of the contract, the Awarding Authority, at its option, may determine that the bidder has abandoned the contract, and thereupon this proposal and the acceptance thereof shall be null and void, and the forfeiture of such security accompanying this proposal shall operate and the same shall be the property of the Owner.

The undersigned, as bidder declares that all Addenda issued with respect to this bid have been received and incorporated into this Proposal. The bidder's signature on this Proposal also constitutes acknowledgement of all addenda.

The undersigned, as bidder, declares that the only persons, or parties interested in this proposal as principals are those named herein; that this proposal is made without collusion with any other person, firm or corporation; that he has carefully examined the Construction Task Catalog®, Technical Specifications and Special Provisions and he proposes and agrees if this proposal is accepted, that he will contract with the County of Fresno to provide all necessary machinery, tools, apparatus and other means of construction, and to do all the work and furnish all the materials specified in the contract in the manner and time therein prescribed, and according to the requirements of the Owner as therein set forth.

This Contract is for construction work and related services to be performed at any location within Fresno County. The work of this Contract will be set forth in the Detailed Scopes of Work referenced in the individual Job Orders. The Contractor is required to complete each Detailed Scope of Work for the Job Order Price within the Job Order Completion Time.

The Contractor shall perform all Work required called for in each individual Job Order issued under this Contract using the Construction Task Catalog® and Technical Specifications incorporated herein by reference. Contractor shall perform any or all functions called for in the Contract Documents as specified in individual Job Orders against this Contract for the Unit Prices specified in the Construction Task Catalog® (CTC) multiplied by the following Adjustment Factors, and any appropriate Non Pre-priced work.

Adjustment Factors

The Bidder shall set forth Adjustment Factors in the respective space provided hereinafter. **See example below.** Failure to submit Adjustment Factors for all categories will result in the Proposal being deemed non-responsive. **The Other Than Normal Working Hours Adjustment Factors SHALL be EQUAL to or GREATER THAN the corresponding Normal Working Hours Adjustment Factors.**

Specify Adjustment Factors to four (4) decimal places.

The Contractor shall perform the Tasks required by each individual Job Order using the following Adjustment Factors. When submitting Job Order Price Proposals related to specific Job Orders, the Bidder shall utilize one or more of the Adjustment Factors applicable to the Work being performed.

This form may present the factors as a currency value. All currency values or associated errors will be corrected to the appropriate adjustment factor or weighted award criteria factor by the Owner, prior to award and execution of the final contract(s). **The Owner reserves the right to revise the presentation of the Adjustment Factors and Award Criteria Figure for correctness.**

Award Criteria Figure Calculation

The weighted award criteria factor (Total) is calculated automatically use conventional rounding methodology (i.e., if the number in the 5th decimal place is 0-4, the number in the 4th decimal remains unchanged; if the number in the 5th decimal place is 5-9, the number in the 4th decimal is rounded upward).

The Weighted Multipliers are for the purpose of calculating an Award Criteria Figure only. No assurances are made by the County that Work will be ordered under the Contract in a distribution consistent with the weighted percentages below. The Award Criteria Figure is only used for the purpose of determining the lowest Bidder.

The **Total** below is the automatically calculated **Award Criteria Figure**.

Example - Proposal 2

Item Description	Adjustment Factor
Example	\$1.2102

Schedule of Adjustment Factors and Award Criteria Figure - Proposal 2 & 3A

\$1.1465

Number	Item Description	Weighted Multiplier	Adjustment Factor	Extension
1	Normal Working Hours (7:00am to 5:00pm Monday through Friday)	0.60	\$1.1200	\$0.6720
2	Other Than Normal Working Hours (5:00pm to 7:00am Monday through Friday, and all day Saturday, Sunday, and Holidays)	0.10	\$1.1400	\$0.1140
3	Normal Working Hours Adjustment Factor – Work Over Elevations of 3000 Feet (7:00am to 5:00pm Monday through Friday)	0.25	\$1.2000	\$0.3000
4	Other Than Normal Working Hours Adjustment Factor – Work Over Elevations of 3000 Feet (5:00pm to 7:00am Monday through Friday, and all day Saturday, Sunday, and Holidays)	0.05	\$1.2100	\$0.0605
				Total: \$1.1465

Bid Security - Proposal 4

Bid Security Amount

\$25,000.00

Guarantee Method *

Cash, Cashier's Check,
Certified Check, Paper Bid
Bond

Cash, Cashier's Check, Certified Check, Paper Bid Bond

Confirmation *

I have provided a Paper Bid Bond for the Bid Security Amount above prior to the solicitation deadline.

You must either attach an electronic bid bond here or provide an original bid bond (or other form of bid security authorized by Public Contract Code Section 20129(a)) to the office location according to the instructions in the Notice to Bidders ***prior to*** the bid opening.

Addendum Acknowledgement - Proposal 4

Bidders must acknowledge all addenda. The Bidder acknowledges receipt of the following **ADDENDA**:

(Enter the number the Designer has assigned to each of the addenda that the Bidder is acknowledging)

Type N/A if no addenda were issued. Click "+" to add additional fields.

Addendum No. *

1

Dated *

4/6/2023

Type N/A if no addenda were issued. Click "+" to add additional fields. 1

Addendum No. *

2

Dated *

4/13/2023

Bidder Signature - Proposal 4

Business Name *

Exbon Development Inc.

Note: If bidder or other interested person is a corporation, state legal name of corporation. If bidder is a co-partnership, state true name of firm.

Type of Business *

Corporation - list Officers

Business Owners and Officers Names *

Jae K. Jung, President/Secretary/Treasurer
Hee B. Yang, Vice President

Note: If bidder or other interested person is:

- *a corporation, list names of the president, secretary, treasurer and manager thereof*
- *a partnership, list names of all individual co-partners composing firm.*
- *an individual, state first and last name in full.*

Names of Owners and Key Employees *

Jae K. Jung, President/Secretary/Treasurer
Hee B. Yang, Vice President

Note: List majority owners of your firm. If multiple owners, list all. Also include anyone, including key employees, who are actively promoting the contract. (SB1439)

Licensed in accordance with an act providing for the registration of Contractors:

Class *

A B C-10 C-20 C-39

Contractor License No. * Expires *

863384 8/31/2023

DIR Registration Number *

100000777

Business Address *

13831 Newhope St., Garden Grove, CA 92843

Zip Code *

92843

Mailing Address *

13831 Newhope St., Garden Grove, CA 92843

Zip Code *

92843

Business Phone *

(714) 539-2222

Fax Number

(714) 539-2223

E-mail Address *

bid@exbon.com

Signature of Bidder *

Hee B. Yang

Dated *

4/13/2023

NOTE: If bidder is a corporation, the legal name of the corporation shall be set forth above together with the signature of the officer or officers authorized to sign contracts on behalf of the corporation; if bidder is a co-partnership, the true name of the firm shall be set forth above together with the signature of the partner or partners authorized to sign contracts on behalf of the co-partnership; and if bidder is an individual, his signature shall be placed above. If signature is by an agent, other than an officer of a corporation or a member of a partnership, a Power of Attorney must be on file with the Owner prior to opening bids or submitted with the bid; otherwise, the bid will be disregarded as irregular and unauthorized.

Noncollusion Declaration - Proposal 5

TO BE EXECUTED BY BIDDER AND SUBMITTED WITH BID*

The undersigned declares:

I am the (Choose one of the following options): *

Corporate Officer

If Corporate Officer please list Title:

Vice President

of (Business Name): *

Exbon Development Inc.

the party making the foregoing bid.

The bid is not made in the interest of, or on behalf of, any undisclosed person, partnership, company, association, organization, or corporation. The bid is genuine and not collusive or sham. The bidder has not directly or indirectly induced or solicited any other bidder to put in a false or sham bid. The bidder has not directly or indirectly colluded, conspired, connived, or agreed with any bidder or anyone else to put in a sham bid, or refrain from bidding. The bidder has not in any manner, directly or indirectly, sought by agreement, communication, or conference with anyone to fix the bid price of the bidder or any other bidder, or to fix any overhead, profit, or cost element of the bid price, or of that of any other bidder. All statements contained in the bid are true. The bidder has not, directly or indirectly, submitted his or her bid price or any breakdown thereof, or the contents thereof, or divulged information or data relative thereto, to any corporation, partnership, company, association, organization, bid depository, or to any member or agent thereof, and has not paid, and will not pay, any person or entity for that purpose.

Any person executing this declaration on behalf of a bidder that is a corporation, partnership, joint venture, limited liability company, limited liability partnership, or any other entity, hereby represents that he or she has full power to execute, and does execute, this declaration on behalf of the bidder.

I declare under penalty of perjury under the laws of the State of California that the foregoing is true and correct and that this declaration is executed on _____, 2023,

Date: *

4/13/2023

at City, State: *

Garden Grove, CA

Signature: *

Hee B. Yang

(See Title 23 United States Code Section 112; Calif Public Contract Code Section 7106)

*NOTE: Completing, signing, and returning the Non-Collusion Declaration is a required part of the Proposal. Bidders are cautioned that making a false certification may subject the certifier to criminal prosecution.

Public Contract Code - Proposal 6 & 7

Public Contract Code Section 10285.1 Statement

In conformance with Public Contract Code Section 10285.1 (Chapter 376, Stats. 1985), the bidder hereby declares under penalty of perjury under the laws of the State of California that the bidder

Choose an option: *

Has not been convicted

within the preceding three years of any offenses referred to in that section, including any charge of fraud, bribery, collusion, conspiracy, or any other act in violation of any state or Federal antitrust law in connection with the bidding upon, award of, or performance of, any public works contract, as defined in Public Contract Code Section 1101, with any public entity, as defined in Public Contract Code Section 1100, including the Regents of the University of California or the Trustees of the California State University. The term "bidder" is understood to include any partner, member, officer, director, responsible managing officer, or responsible managing employee thereof, as referred to in Section 10285.1.

The above Statement is part of the Bid. Signing this Bid on the signature portion thereof shall also constitute signature of this Statement. Bidders are cautioned that making a false certification may subject the certifier to criminal prosecution.

Public Contract Code Section 10162 Questionnaire

In conformance with Public Contract Code Section 10162, the Bidder shall complete, under penalty of perjury, the following questionnaire:

Has the bidder, any officer of the bidder, or any employee of the bidder who has a proprietary interest in the bidder, ever been disqualified, removed, or otherwise prevented from bidding on, or completing a federal, state, or local government project because of a violation of law or a safety regulation?

Choose an option: *

No

If the answer is No, please type N/A. If the answer is Yes, explain the circumstances in the following space. *

N/A

Public Contract Code Section 10232 Statement

In conformance with Public Contract Code Section 10232, the Contractor hereby states under penalty of perjury, that no more than

one final unappealable finding of contempt of court by a federal court has been issued against the Contractor within the immediately preceding two-years period because of the Contractor's failure to comply with an order of the National Labor Relations Board.

Note: The above Statement and Questionnaire are part of the Bid. Signing this Bid on the signature portion thereof shall also constitute signature of this Statement and Questionnaire. Bidders are cautioned that making a false certification may subject the certifier to criminal prosecution.

Certification With Regard To The Performance Of Previous Contracts Or Subcontracts Subject To The Equal Opportunity Clause And The Filing Of Required Reports - Proposal 8

The bidder or proposed subcontractor hereby certifies that they

Please choose an option below *

have participated

in a previous contract or subcontract subject to the equal opportunity clause, as required by Executive Orders 10925, 11114, or 11246, and that they

Please select an option below *

have filed

with the Joint Reporting Committee, the Director of the Office of Federal Contract Compliance, a Federal Government contracting or administering agency, or the former President's Committee on Equal Employment Opportunity, all reports due under the applicable filing requirements.

Company *

Exbon Development Inc.

By: *

Hee B. Yang

Title *

Vice President

Date *

4/13/2023

NOTE: The above certification is required by the Equal Employment Opportunity Regulations of the Secretary of Labor (41 CFR 60-1.7(b) (1), and must be submitted by bidders and proposed subcontractors only in connection with contracts and subcontracts which are subject to the equal opportunity clause. Contracts and subcontracts which are exempt from the equal opportunity clause are set forth in 41 CFR 60-1.5. (Generally only contracts or subcontracts of \$10,000 or under are exempt.) Currently, Standard Form 100 (EEO-1) is the only report required by the Executive Orders or their implementing regulations.

Currently, Standard Form 100 (EEO-1) is the only report required by the Executive Orders or their implementing regulations.

Proposed prime contractors and subcontractors who have participated in a previous contract or subcontract subject to the Executive Orders and have not filed the required reports should note that 41 CFR 60-1.7(b) (1) prevents the award of contracts

and subcontracts unless such contractor submits a report covering the delinquent period or such other period specified by the Director, Office of Federal Contract Compliance, U. S. Department of Labor.

Title 49, Code Of Federal Regulations, Part 29 - Debarment And Suspension Certification - Proposal 10

The bidder or proposed subcontractor under penalty of perjury, certifies that, except as noted below, he/she or any person associated therewith in the capacity of owner, partner, director, officer, manager:

is not currently under suspension, debarment, voluntary exclusion, or determination of ineligibility by any federal agency;

has not been suspended, debarred, voluntarily excluded or determined ineligible by any federal agency within the past 3 years;

does not have a proposed debarment pending; and

has not been indicted, convicted, or had a civil judgment rendered against it by a court of competent jurisdiction in any matter involving fraud or official misconduct within the past 3 years.

If no exceptions enter "No Exceptions." If there are any exceptions to this certification, insert the exceptions in the following space: *

No Exceptions.

Exceptions will not necessarily result in denial of award, but will be considered in determining bidder responsibility.

For any exception noted above, indicate below to whom it applies, initiating agency, and dates of action:

Note: Providing false information may result in criminal prosecution or administrative sanctions.

The above certification is part of the Proposal. Signing the Proposal on the signature portion thereof shall also constitute signature of this Certification.

By my signature on this proposal, I certify, under penalty of perjury under the laws of the State of California and the United States of America, that the Title 23 United States Code, Section 112 Non-Collusion Declaration and the Title 49 Code of Federal Regulations, Part 29 Debarment and Suspension Certification are true and correct.

Company *

Exbon Development Inc.

By *

Hee B. Yang

Date *

4/13/2023

Title *

Vice President

Nonlobbying Certification For Federal-Aid Contracts - Proposal 11

The prospective participant certifies, by signing and submitting this bid or proposal, to the best of his or her knowledge and belief, that: (1) No Federal appropriated funds have been paid or will be paid, by or on behalf of the undersigned, to any person for influencing or attempting to influence an officer or employee of any Federal agency, a Member of Congress, an officer or employee of Congress, or an employee of a Member of Congress in connection with awarding of any cooperative agreement, and the extension, continuation, renewal, amendment, or INSTALLATION of any Federal contract, grant, loan, or cooperative agreement.

(2) If any funds other than Federal appropriated funds have been paid or will be paid to any person for influencing or attempting to influence an officer of any Federal agency, a Member of Congress, an officer or employee of Congress, or an employee of a Member of Congress in connection with this Federal contract, grant, loan, or cooperative agreement, **the undersigned shall complete and submit Standard Form-LLL, "Disclosure of Lobbying Activities," in accordance with its instructions.**

This certification is a material representation of fact upon which reliance was placed when this transaction was made or entered into. Submission of this certification is a prerequisite for making or entering into this transaction imposed by Section 1352, Title 31, U.S. Code. Any person who fails to file the required certification shall be subject to a civil penalty of not less than \$10,000 and not more than \$100,000 for each such failure.

The prospective participant also agrees by submitting his or her bid or proposal that he or she shall require that the language of this certification be included in all lower tier subcontracts, which exceed \$100,000 and that all such subrecipients shall certify and disclose accordingly.

Bidder *

Exbon Development Inc.

By *

Hee B. Yang

Date *

4/13/2023

Title *

Vice President

Disclosure of Lobbying, DBE Forms, and Bidders List of Subcontractors - Proposal 12-15

LAPM-10Q Disclosure of Lobbying Activities - Proposal 12 (223 KB)
Local Assistance Procedures Manual Exhibit 15-G Construction
Contract DBE Commitment Form

Disclosure of Lobbying, DBE Forms, and Bidder's List of Subcontractors (cont.) - Proposal 12-15

Name	Omission Terms	Submitted File
Exhibit 10Q Disclosure of Lobbying Activites - Proposal 12 Complete this form to disclose lobbying activities pursuant to 31 U.S.C. 1352	Submit disclosure if needed.	I am not enclosing this document because the omission terms have been met.
1 Required Document		

Additional Documents (Use if needed)

Name	Omission Terms	Submitted File
Optional: Vendor is not required to complete.		
Not Required Extra Space if needed	Extra Space not needed	FRC JOC 2023 A Bid Bond.pdf
Not Required Extra Space if needed	Extra Space not needed	Corporate Resolution - President & VP(HY) Signer_Signed.pdf
Not Required Extra Space if needed	Extra Space not needed	I am not enclosing this document because the omission terms have been met.
3 Required Documents		

BID BOND

KNOW ALL BY THESE PRESENTS, That we, EXBON DEVELOPMENT, INC.

of 18381 NEWHOPE STREET GARDEN GROVE, CA 92843 (hereinafter called the Principal),

as Principal, and GREAT AMERICAN INSURANCE COMPANY

(hereinafter called the Surety), as Surety are held and firmly bound unto COUNTY OF FRESNO

(hereinafter called the Obligor) in the penal sum of TWENTY FIVE THOUSAND & 00/100


Dollars (\$ 25,000.00)

for the payment of which the Principal and the Surety bind themselves, their heirs, executors, administrators, successors and assigns, jointly and severally, firmly by these presents.

THE CONDITION OF THIS OBLIGATION IS SUCH, That WHEREAS, the Principal has submitted or is about to submit a proposal to the Obligor on a contract for JOB ORDER CONTRACT 22-24-J, 22-25-J, 22-26-J

NOW, THEREFORE, If the said Contract be timely awarded to the Principal and the Principal shall, within such time as may be specified, enter into the Contract in writing, and give bond, if bond is required, with surety acceptable to the Obligor for the faithful performance of the said Contract, then this obligation shall be void; otherwise to remain in full force and effect.

Signed and sealed this 12TH day of APRIL, 2023.

Paul Jung  Witness

Bohyeon Kang  Witness

EXBON DEVELOPMENT, INC. (Seal)
 Principal
Hee Yang, Vice President Title

GREAT AMERICAN INSURANCE COMPANY
By  KEVIN VEGA Attorney-in-Fact

GREAT AMERICAN INSURANCE COMPANY®

Administrative Office: 301 E 4TH STREET • CINCINNATI, OHIO 45202 • 513-369-5000 • FAX 513-723-2740

The number of persons authorized by
this power of attorney is not more than **FOUR**

No. 0 20974

POWER OF ATTORNEY

KNOW ALL MEN BY THESE PRESENTS: That the GREAT AMERICAN INSURANCE COMPANY, a corporation organized and existing under and by virtue of the laws of the State of Ohio, does hereby nominate, constitute and appoint the person or persons named below, each individually if more than one is named, its true and lawful attorney-in-fact, for it and in its name, place and stead to execute on behalf of the said Company, as surety, any and all bonds, undertakings and contracts of suretyship, or other written obligations in the nature thereof; provided that the liability of the said Company on any such bond, undertaking or contract of suretyship executed under this authority shall not exceed the limit stated below.

Name	Address	Limit of Power
PHILIP E. VEGA	ALL OF	ALL
KEVIN VEGA	COVINA, CALIFORNIA	\$100,000,000
BRITTON CHRISTIANSEN		
MYRNA F. SMITH		

This Power of Attorney revokes all previous powers issued on behalf of the attorney(s)-in-fact named above.

IN WITNESS WHEREOF the GREAT AMERICAN INSURANCE COMPANY has caused these presents to be signed and attested by its appropriate officers and its corporate seal hereunto affixed this **9TH** day of **FEBRUARY**, 2021.



Attest
My L C. B.

Assistant Secretary

Mark V. Vicario

Divisional Senior Vice President

STATE OF OHIO, COUNTY OF HAMILTON - ss:

MARK VICARIO (877-377-2405)

On this **9TH** day of **FEBRUARY**, 2021, before me personally appeared MARK VICARIO, to me known, being duly sworn, deposes and says that he resides in Cincinnati, Ohio, that he is a Divisional Senior Vice President of the Bond Division of Great American Insurance Company, the Company described in and which executed the above instrument; that he knows the seal of the said Company; that the seal affixed to the said instrument is such corporate seal; that it was so affixed by authority of his office under the By-Laws of said Company, and that he signed his name thereto by like authority.



SUSAN A KOHORST
Notary Public
State of Ohio
My Comm. Expires
May 18, 2025

Susan A Kohorst

This Power of Attorney is granted by authority of the following resolutions adopted by the Board of Directors of Great American Insurance Company by unanimous written consent dated June 9, 2008.

RESOLVED: That the Divisional President, the several Divisional Senior Vice Presidents, Divisional Vice Presidents and Divisional Assistant Vice Presidents, or any one of them, be and hereby is authorized, from time to time, to appoint one or more Attorneys-in-Fact to execute on behalf of the Company, as surety, any and all bonds, undertakings and contracts of suretyship, or other written obligations in the nature thereof; to prescribe their respective duties and the respective limits of their authority; and to revoke any such appointment at any time.

RESOLVED FURTHER: That the Company seal and the signature of any of the aforesaid officers and any Secretary or Assistant Secretary of the Company may be affixed by facsimile to any power of attorney or certificate of either given for the execution of any bond, undertaking, contract of suretyship, or other written obligation in the nature thereof, such signature and seal when so used being hereby adopted by the Company as the original signature of such officer and the original seal of the Company, to be valid and binding upon the Company with the same force and effect as though manually affixed.

CERTIFICATION

I, STEPHEN C. BERAHA, Assistant Secretary of Great American Insurance Company, do hereby certify that the foregoing Power of Attorney and the Resolutions of the Board of Directors of June 9, 2008 have not been revoked and are now in full force and effect.

Signed and sealed this **12th** day of **April**

, 2023



My L C. B.

Assistant Secretary

CALIFORNIA ALL-PURPOSE ACKNOWLEDGMENT**CIVIL CODE § 1189**

A notary public or other officer completing this certificate verifies only the identity of the individual who signed the document to which this certificate is attached, and not the truthfulness, accuracy, or validity of that document.

State of California)

County of LOS ANGELES)On 04/12/2023 before me, PHILIP VEGA, NOTARY PUBLIC

Date

Here Insert Name and Title of the Officer


personally appeared KEVIN VEGA, ATTORNEY-in-FACT

Name(s) of Signer(s)

who proved to me on the basis of satisfactory evidence to be the person(s) whose name(s) is/are subscribed to the within instrument and acknowledged to me that he/~~she/they~~ executed the same in his/~~her/their~~ authorized capacity(ies), and that by his/~~her/their~~ signature(s) on the instrument the person(s), or the entity upon behalf of which the person(s) acted, executed the instrument.

I certify under PENALTY OF PERJURY under the laws of the State of California that the foregoing paragraph is true and correct.

WITNESS my hand and official seal.

Signature _____
Signature of Notary Public

Place Notary Seal Above

OPTIONAL

Though this section is optional, completing this information can deter alteration of the document or fraudulent reattachment of this form to an unintended document.

Description of Attached Document

Title or Type of Document: _____ Document Date: _____

Number of Pages: _____ Signer(s) Other Than Named Above: _____

Capacity(ies) Claimed by Signer(s)

Signer's Name: _____

- ☐ Corporate Officer — Title(s): _____
☐ Partner — ☐ Limited ☐ General
☐ Individual ☐ Attorney in Fact
☐ Trustee ☐ Guardian or Conservator
☐ Other: _____

Signer Is Representing: _____

Signer's Name: _____

- ☐ Corporate Officer — Title(s): _____
☐ Partner — ☐ Limited ☐ General
☐ Individual ☐ Attorney in Fact
☐ Trustee ☐ Guardian or Conservator
☐ Other: _____

Signer Is Representing: _____

CALIFORNIA ALL-PURPOSE ACKNOWLEDGMENT**CIVIL CODE § 1189**

A notary public or other officer completing this certificate verifies only the identity of the individual who signed the document to which this certificate is attached, and not the truthfulness, accuracy, or validity of that document.

State of California)

County of Orange)On 4/12/2023 before me, Suji Ham, Notary Public
Date Here Insert Name and Title of the Officerpersonally appeared Hee Bum Yang
Name(s) of Signer(s)

who proved to me on the basis of satisfactory evidence to be the person(s) whose name(s) is/are subscribed to the within instrument and acknowledged to me that he/she/they executed the same in his/her/their authorized capacity(ies), and that by his/her/their signature(s) on the instrument the person(s), or the entity upon behalf of which the person(s) acted, executed the instrument.

I certify under PENALTY OF PERJURY under the laws of the State of California that the foregoing paragraph is true and correct.

WITNESS my hand and official seal.

Signature [Signature]
Signature of Notary Public

Place Notary Seal Above

OPTIONAL

Though this section is optional, completing this information can deter alteration of the document or fraudulent reattachment of this form to an unintended document.

Description of Attached Document

Title or Type of Document: _____

Document Date: _____ Number of Pages: _____

Signer(s) Other Than Named Above: _____

Capacity(ies) Claimed by Signer(s)

Signer's Name: _____

☐ Corporate Officer — Title(s): _____☐ Partner — ☐ Limited ☐ General☐ Individual ☐ Attorney in Fact☐ Trustee ☐ Guardian or Conservator☐ Other: _____

Signer Is Representing: _____

Signer's Name: _____

☐ Corporate Officer — Title(s): _____☐ Partner — ☐ Limited ☐ General☐ Individual ☐ Attorney in Fact☐ Trustee ☐ Guardian or Conservator☐ Other: _____

Signer Is Representing: _____



13831 Newhope Street
Garden Grove, CA 92843

T: 714.539.2222
F: 714.539.2223

CORPORATE RESOLUTION

IT IS HEREBY RESOLVED BY THE DIRECTORS of EXBON DEVELOPMENT, INC.,
a California Corporation as follows:

RESOLVED, the following corporate officers or representatives,
Jae K. Jung & Hee Bum Yang are the only authorized personnel to execute bid and contract
documents, as President and Vice President.

This resolution was adopted by the Directors of the Corporation at a regular/special meeting
of the Corporation held on the 1st of January 2020.

CERTIFICATE OF SECRETARY

The undersigned hereby certifies that he is the duly elected and qualified Secretary of Exbon
Development, Inc., a California corporation and that the foregoing is a true and correct record
of a resolution duly adopted by the Board of Directors of the Corporation on the 1st of January
2020.

IN WITNESS WHEREOF, I have executed my name as Secretary on this January 1, 2020.

Signature:

A handwritten signature in blue ink, appearing to be 'Jae K. Jung', written over a faint circular stamp.

Name of Secretary: Jae K. Jung

A handwritten signature in blue ink, appearing to be 'Hee Bum Yang', written over a faint circular stamp.

Name of Person Acknowledged: Hee Bum Yang, Vice President

INSTRUCTIONS FOR COMPLETION OF SF-LLL, DISCLOSURE OF LOBBYING ACTIVITIES

This disclosure form shall be completed by the reporting entity, whether sub-awardee or prime Federal recipient, at the initiation or receipt of a covered Federal action, or a material change to a previous filing, pursuant to title 31 U.S.C. section 1352. The filing of a form is required for each payment or agreement to make payment to any lobbying entity for influencing or attempting to influence an officer or employee of any agency, a Member of Congress, an officer or employee of Congress, or an employee of a Member of Congress in connection with a covered Federal action. Complete all items that apply for both the initial filing and material change report. Refer to the implementing guidance published by the Office of Management and Budget for additional information.

1. Identify the type of covered Federal action for which lobbying activity is and/or has been secured to influence the outcome of a covered Federal action.
2. Identify the status of the covered Federal action.
3. Identify the appropriate classification of this report. If this is a follow-up report caused by a material change to the information previously reported, enter the year and quarter in which the change occurred. Enter the date of the last previously submitted report by this reporting entity for this covered Federal action.
4. Enter the full name, address, city, State and zip code of the reporting entity. Include Congressional District, if known. Check the appropriate classification of the reporting entity that designates if it is, or expects to be, a prime or sub-award recipient. Identify the tier of the subawardee, e.g., the first subawardee of the prime is the 1st tier. Sub-awards include but are not limited to subcontracts, sub-grants and contract awards under grants.
5. If the organization filing the report in item 4 checks "Subawardee," then enter the full name, address, city, State and zip code of the prime Federal recipient. Include Congressional District, if known.
6. Enter the name of the federal agency making the award or loan commitment. Include at least one organizational level below agency name, if known. For example, Department of Transportation, United States Coast Guard.
7. Enter the Federal program name or description for the covered Federal action (item 1). If known, enter the full Catalog of Federal Domestic Assistance (CFDA) number for grants, cooperative agreements, loans, and loan commitments.
8. Enter the most appropriate Federal identifying number available for the Federal action identified in item 1 (e.g., Request for Proposal (RFP) number; Invitations for Bid (IFB) number; grant announcement number; the contract, grant, or loan award number; the application/proposal control number assigned by the Federal agency). Included prefixes, e.g., "RFP-DE-90-001."
9. For a covered Federal action where there has been an award or loan commitment by the Federal agency, enter the Federal amount of the award/loan commitment for the prime entity identified in item 4 or 5.
10. (a) Enter the full name, address, city, State and zip code of the lobbying registrant under the Lobbying Disclosure Act of 1995 engaged by the reporting entity identified in item 4 to influence the covered Federal action.

(b) Enter the full names of the individual(s) performing services, and include full address if different from 10(a). Enter Last Name, First Name, and Middle Initial (MI).
11. The certifying official shall sign and date the form, print his/her name, title, and telephone number.

According to the Paperwork Reduction Act, as amended, no persons are required to respond to a collection of information unless it displays a valid OMB control Number. The valid OMB control number for this information collection is OMB No. 0348-0046. Public reporting burden for this collection of information is estimated to average 10 minutes per response, including time for reviewing instructions, searching existing data sources, gathering and maintaining the data needed, and completing and reviewing the collection of information. Send comments regarding the burden estimate or any other aspect of this collection of information, including suggestions for reducing this burden, to the Office of Management and Budget, Paperwork Reduction Project (0348-0046), Washington, DC 20503

A G R E E M E N T

THIS AGREEMENT made at Fresno, in Fresno County, California, by and between Exbon Development Inc., hereinafter called the Contractor, and the County of Fresno hereinafter called the Owner.

WHEREAS: This Agreement, together with other Contract Documents (as defined hereinbelow), shall establish an indefinite quantity Job Order Contract pursuant to which Contractor shall perform an ongoing series of individual projects at different locations throughout the County of Fresno. The construction work and services performed by Contractor under this Agreement shall be carried out pursuant to individual Work Orders. All capitalized terms not defined in this Agreement shall have the meanings set forth in the General Conditions referenced hereinbelow and incorporated herein by reference.

WITNESSETH: That the Contractor and the Owner, for the consideration hereinafter named, agree as follows:

ARTICLE I. The Contractor agrees to furnish all labor and materials, including tools, implements, and appliances required, but excluding such materials as are mentioned in the specifications to be furnished by the Owner, and to perform all the work in a good and workmanlike manner, free from any and all liens and claims of mechanics, materialmen, teamsters, subcontractors, artisans, machinists, and laborers required for:

GENERAL ENGINEERING JOB ORDER CONTRACT

CONTRACT NUMBERS ~~22-24-J~~, ~~22-25-J~~, 22-26-J

All goods and services provided shall be in strict compliance with the Construction Task Catalog®, Technical Specifications and Contracting Requirements therefore prepared by the Director of the Fresno County Department of Public Works and Planning and their authorized representatives, hereinafter "Project Manager", and other contract documents relating thereto.

ARTICLE II. The Contractor and the Owner agree that the Notice to Bidders and Special Provisions, the Wage Scale (Prevailing Wages), the Plans and Drawings, Addenda and Bulletins thereto, and the Proposal (Bid Book) hereto attached, together with this Agreement, form the contract, and they are as fully a part of the contract as if hereto attached or herein repeated.

All portions of the Standard Specifications of the State of California, Department of Transportation, dated 2015, which are not in conflict with this contract shall be deemed a part of the specifications as though fully therein set forth; provided, however, that revisions to the said Standard Specifications shall apply only to the extent, if any, included in the Project Details of these specifications or as otherwise incorporated directly herein. No part of said specifications which is in conflict with any portion of this agreement, or which is not actually descriptive of the work to be done thereunder, or of the manner in which said work is to be executed, shall be considered as any part of this agreement, but shall be utterly null and void.

ARTICLE III. The Contractor agrees that the work under the contract shall be completed as determined by the Owner as set forth in the individual Work Orders. Time of performance shall be deemed as of the essence hereof and it is agreed that actual damages to the Owner from any delay in completion beyond the date provided for herein, or any extension thereof until the work is completed or accepted, shall be all provable damages plus liquidated damages as identified in the individual Work Orders ranging from Two Hundred Fifty and 00/100 DOLLARS (\$250.00) to Five Thousand and 00/100 DOLLARS (\$5000.00) per day; that said liquidated damage was arrived at by a studied estimate of loss to the Owner in the event of a delay considering the following damage items which are extremely difficult or impossible to determine: Additional construction expense resulting from delay of completion including, but not limited to, engineering, inspection, rental and utilities; provided, however, the Owner may conditionally accept

the work and occupy and use the same if there has been such a degree of completion as shall in its opinion render the same safe, fit and convenient for the use for which it is intended and in such cases the Contractor and Surety shall not be charged for liquidated damages for any period subsequent to such conditional acceptance and occupation by the Owner but Owner may assess actual damages caused by failure of total completion during such period. The time during which the Contractor is delayed in said work by the acts or neglects of the Owner or its employees or those under it by contract or otherwise, or by the acts of God which the Contractor could not have reasonably foreseen and provided for, or by storms and inclement weather which delays the work, or by any strikes, boycotts, or like obstructive action by employee or labor organizations, or by any general lockouts or other defensive action by employers, whether general, or by organizations of employers, shall be added to the time for completion as aforesaid.

ARTICLE IV. COMPENSATION: The Owner agrees to make payments on account thereof as provided in the General Conditions.

The Contract is an indefinite-quantity contract for construction work and services. There is no Minimum Contract Value of Work Orders that the Contractor is guaranteed the opportunity to perform under this Contract. The Maximum Contract Value is \$3,000,000. At the discretion of the Owner and if deemed to be in the public interest, the Maximum Contract Value of this Contract may be increased to the limit allowable by Public Contract Code during the Term of the Agreement.

The Contractor shall perform all work required, necessary, proper for or incidental to completing the Detailed Scope of Work called for in each individual Work Order issued pursuant to this Contract for the Unit Prices set forth in the Construction Task Catalog® and the following Adjustment Factors:

1. **Normal Working Hours (7:00am to 5:00pm Monday through Friday)**
2. **Other Than Normal Working Hours (5:00pm to 7:00am Monday through Friday, and all day Saturday, Sunday, and Holidays)**
3. **Normal Working Hours – Elevations Above 3000 Feet (7:00am to 5:00pm Monday through Friday)**
4. **Other Than Normal Working Hours – Elevations Above 3000 Feet (5:00pm to 7:00am Monday through Friday, and all day Saturday, Sunday, and Holidays)**

Material price spike adjustment: For the purpose of this clause, a “major spike” is defined as a spike in a specific material cost of more than 25% above what the cost of that material was on the date the Construction Task Catalog® was issued.

1. In the event a major spike occurs in a specific material cost, the Contractor may submit a request for a price modification to a Unit Price or individual Job Order. In order to initiate such a request, the Contractor shall:
 - a. identify the specific material that has experienced a major spike,
 - b. identify Pre-priced Task(s) or Job Orders that require the material experiencing a major spike, and
 - c. demonstrate that the spike exists by submitting a minimum of three quotes on material supplier letterhead to show that the current price meets the “major spike” definition above.
2. Fresno County, after review of a request, may elect to adjust the Unit Price or Job Order by considering it a Non Pre-priced (NPP) item. The adjustment will be for the difference between the material cost at the time the Construction Task Catalog® was issued times the quantity stated in the Job Order. The adjustment will not include any other markup, and the NPP adjustment factor will not apply.

ARTICLE V. The Term of the Job Order Contract shall be for one (1) year, or when issued Work Orders totaling the Maximum Contract Value have been completed, whichever occurs first. All Work Orders

shall be issued, but not necessarily completed within one calendar year after the commencement date of this Agreement.

ARTICLE VI. The Contractor and the Owner agree that changes in this Agreement shall become effective only when written in the form of an amendment approved and signed by the Owner and the Contractor.

The Contractor and the Owner agree that the Owner shall have the right to request any alterations, deviations, reductions or additions to the Detailed Scope of Work of the individual Work Orders or specifications or any of them, and the amount of the cost thereof shall be handled by issuance of a Supplemental Work Order.

This contract shall be deemed completed when the work of all individual Work Orders is finished in accordance with all Contract Documents as amended by such changes. No such change or modification shall release or exonerate any surety upon any guaranty or bond given in connection with this contract.

ARTICLE VII. In the event of a dispute between the Owner or Project Manager and the Contractor as to an interpretation of any of the specifications or as to the quality of sufficiency of material or workmanship, the decision of the Project Manager shall for the time being prevail and the Contractor, without delaying the job, shall proceed as directed by the Project Manager without prejudice to a final determination by negotiation, arbitration by mutual consent or litigation and should the Contractor be finally determined to be either wholly or partially correct, the Owner shall reimburse the Contractor for any added costs the Contractor may have incurred by reason of work done or material supplied beyond the terms of the contract as a result of complying with the Project Manager's directions as aforesaid. In the event the Contractor shall neglect to prosecute the work properly or fail to perform any provisions of this contract, the Owner, after three days' written notice to the Contractor, may, without prejudice to any other remedy it may have, make good such deficiencies and may deduct the cost thereof from the payment then or thereafter due to the Contractor, subject to final settlement between the parties as in this paragraph hereinabove provided.

ARTICLE VIII. To the fullest extent permitted by law, Contractor agrees to and shall indemnify, save, hold harmless and at County's request, defend County and its officers, agents and employees, and the Project Manager and their respective officers, agents and employees, from any and all costs and expenses, attorney fees and court costs, damages, liabilities, claims and losses occurring or resulting to County, or the Project Manager in connection with the performance, or failure to perform, by Contractor, its officers, agents or employees under this Agreement, and from any and all costs and expenses, attorney fees and court costs, damages, liabilities, claims and losses occurring or resulting to any person, firm or corporation who may be injured or damaged by the performance, or failure to perform, of Contractor, its officers, agents or employees under this Agreement. In addition, Contractor agrees to indemnify County for Federal, State of California and/or local audit exceptions resulting from noncompliance herein on the part of Contractor.

In any and all claims against the County, the Project Manager, or any of their respective officers, agents or employees, initiated by any employee of the Contractor, any Subcontractor, anyone directly or indirectly employed by any of them or anyone for whose acts any of them may be liable, the indemnification obligation set forth in the immediately preceding paragraph shall not be limited in any way by any limitation on the amount or type of damages, compensation or benefits payable by or for the Contractor or any Subcontractor under workmen's compensation acts, disability benefit acts or other employee benefit acts.

ARTICLE IX. If the Contractor should be adjudged a bankrupt, or if they should make a general assignment for the benefit of their creditors, or if a receiver should be appointed on account of their insolvency, or if they or any of their subcontractors should persistently violate any of the provisions of the contract, or if they should persistently or repeatedly refuse or should fail, except in cases for which extension of time is provided, to supply enough properly skilled workmen or proper materials, or if they

should fail to make prompt payment to subcontractors or for material or labor, or persistently disregard laws, ordinances or the instructions of the Engineer, then the Owner may, upon certificate of the Engineer when sufficient cause exists to justify such action, serve written notice upon the Contractor and their surety of its intention to terminate the contract, and unless within five days after the serving of such notice, such violations shall cease and satisfactory arrangements for correction thereof be made, the contract shall, upon the expiration of said five days, cease and terminate.

In the event of any such termination, the Owner shall immediately serve written notice thereof upon the surety and the Contractor, and the surety shall have the right to take over and perform the contract, provided, however, that if the surety within ten (10) days after the serving upon it of notice of termination does not give the Owner written notice of its intention to take over and perform the contract or does not commence performance thereof within the ten (10) days stated above from the date of the serving of such notice, the Owner may take over the work and prosecute the same to completion by contract or by any other method it may deem advisable, for the account and at the expense of the Contractor, and the Contractor and their surety shall be liable to the Owner for any excess cost occasioned the Owner thereby, and in such event the Owner may without liability for so doing, take possession of and utilize in completing the work such materials, appliances, plant and other property belonging to the Contractor as may be on the site of the work and necessary therefor. In such case the Contractor shall not be entitled to receive any further payment until the work is finished. If the unpaid balance of the contract price shall exceed the expenses of finishing the work, including compensation for additional managerial and administrative services, such excess shall be paid to the Contractor. If such expense shall exceed such unpaid balance, the Contractor shall pay the difference to the Owner. The expense incurred by the Owner, as herein provided and damage incurred through the Contractor's default, shall be certified by the Engineer.

ARTICLE X. Without limiting the COUNTY'S right to obtain indemnification from CONTRACTOR or any third parties, CONTRACTOR, at its sole expense, shall maintain in full force and effect, the following insurance policies or a program of self-insurance, including but not limited to, an insurance pooling arrangement or Joint Powers Agreement (JPA) throughout the term of the Agreement:

A. Commercial General Liability

Commercial General Liability Insurance with limits not less than those shown in the following table:

For each occurrence ^a	Aggregate for products/completed operation	General aggregate ^b	Umbrella or excess liability ^c
\$1,000,000	\$2,000,000	\$2,000,000	\$5,000,000

This policy shall be issued on a per occurrence basis. COUNTY may require specific coverages including completed operations, products liability, contractual liability, Explosion-Collapse-Underground, fire legal liability, or any other liability insurance deemed necessary because of the of the nature of this contract.

Such Commercial General Liability insurance shall name the County of Fresno, its officers, agents, and employees, individually and collectively, as additional insured, but only insofar as the operations under this Agreement are concerned. Such coverage for additional insured shall apply as primary insurance and any other insurance, or self-insurance, maintained by COUNTY, its officers, agents and employees shall be excess only and not contributing with insurance provided under CONTRACTOR's policies herein. This insurance shall not be cancelled or changed without a minimum of thirty (30) days advance written notice given to COUNTY. CONTRACTOR shall obtain endorsements to the Commercial General Liability insurance policy naming COUNTY as an additional insured and providing for a thirty (30) day prior written notice of cancellation or change in terms or coverage.

Within eight (8) days from date CONTRACTOR executes this Agreement, CONTRACTOR shall provide certificates of insurance and endorsement as stated above for all of the foregoing policies, as required herein, to the County of Fresno, Design Division Manager, stating that such insurance coverages have

been obtained and are in full force; that the County of Fresno, its officers, agents and employees will not be responsible for an premiums on the policies; that such Commercial General Liability insurance names the County of Fresno, its officers, agents, and employees, individually and collectively, as additional insured, but only insofar as the operations under this Agreement are concerned; that such coverage for additional insured shall apply as primary insurance an any other insurance, or self- insurance shall not be cancelled or changed without a minimum of thirty (30) days advance, written notice given to COUNTY.

CONTRACTOR shall obtain endorsements to the Commercial General Liability insurance naming the County of Fresno, its officers, agents, and employees, individually and collectively, as additional insured, but only insofar as the operations under this Agreement are concerned. Such coverage for additional insured shall apply as primary insurance and any other insurance, or self-insurance, maintained by COUNTY, its officers, agents, and employees shall be excess only and not contributing with insurance provided under CONTRACTOR'S policies herein. This insurance shall not be cancelled or changed without a minimum or thirty (30) days advance written notice given to COUNTY.

B. Automobile Liability

Comprehensive Automobile Liability Insurance with limits of not less than One Million Dollars (\$1,000,000) per accident for bodily injury and property damage. Coverage should include owned and non-owned vehicles used in connection with this Agreement and all applicable endorsements.

C. Professional Liability

If CONTRACTOR is a licensed professional or employs professional staff, (e.g., Architect, Engineer, Surveyor, etc.) in providing services, Professional Liability Insurance with limits of not less than One Million Dollars (\$1,000,000.00) per occurrence, Three Million Dollars (\$3,000,000.00) annual aggregate with a provision for 3 year tail coverage.

D. Worker's Compensation

A policy of Worker's Compensation insurance as may be required by the California Labor Code.

ARTICLE XI. Contractor represents that they have secured the payment of Worker's Compensation in compliance with the provisions of the Labor Code of the State of California and during the performance of the work contemplated herein will continue so to comply with said provisions of said Code. Contractor shall supply the Owner with certificates of insurance, in duplicate, evidencing that Worker's Compensation Insurance is in effect and providing that the Owner will receive ten days notice of cancellation. If Contractor self-insures Worker's Compensation, Certificate of Consent to Self-insure should be provided the Owner.

ARTICLE XII. The Contractor shall forthwith furnish in duplicate, a faithful performance bond in an amount equal to \$2,000,000 each as a security for the payment of all persons performing and furnishing materials in connection with this Contract. If the aggregate outstanding Job Orders issued under the contract exceed \$2,000,000, increases in the Payment and Performance Bonds in increments of \$500,000 will be required such that the amount of the Payment and Performance Bonds are not less than one hundred percent (100%) of the outstanding aggregate Job Orders issued. Bonds shall remain in force for the duration and until completion of any outstanding Job Order. At no time may the sum of outstanding Job Orders exceed the amount of the Payment and Performance Bonds. Both bonds to be written by a surety company acceptable to the Owner and in the form prescribed by law.

The payment bond shall contain provisions such that if the Contractor or their subcontractors shall fail to pay (a) amounts due under the Unemployment Insurance Code with respect to work performed under the contract, or (b) any amounts required to be deducted, withheld and paid over to the Employment Development Department and to the Franchise Tax Board from the wages of the employees of the Contractor and subcontractors pursuant to Section 13020 of the Unemployment Insurance Code with

respect to such work and labor, then the surety will pay these amounts. In case suit is brought upon the payment bond, the surety will pay a reasonable attorney's fee to be fixed by the court.

ARTICLE XIII. This project is subject to compliance monitoring and enforcement by the Department of Industrial Relations.

Except as provided in Labor Code section 1725.5(f), no contractor or subcontractor may be listed on a bid proposal for a public works project unless registered with the Department of Industrial Relations pursuant to Labor Code section 1725.5 [with limited exceptions from this requirement for bid purposes only under Labor Code section 1771.1(a)].

Except as provided in Labor Code section 1725.5(f), no contractor or subcontractor may be awarded a contract for public work on a public works project or engage in the performance of work on any public works project unless registered with the Department of Industrial Relations pursuant to Labor Code section 1725.5.

Contractor shall comply with all applicable laws and regulations relating to wages and employment, including all requirements imposed by the California Department of Industrial Relations (DIR). Contractor shall cooperate with County to furnish timely all information necessary for County's completion of the form required to be submitted by County when registering the Project on the DIR website; and County thereafter shall provide to Contractor the "Project ID Number" assigned by DIR in order to facilitate Contractor's submission to DIR of its certified payrolls for the Project, in the manner required and using such form as may be prescribed by DIR, in accordance with the provisions of Labor Code section 1771.4(a)(3).

ARTICLE XIV: Governing Law – Venue for any action arising out of or relating to this Agreement shall be in Fresno County, California. This Agreement shall be governed by the laws of the State of California.

This Contract, ~~22-24-J~~, ~~22-25-J~~, 22-26-J was awarded by the Board of Supervisors on May 23, 2023. It has been reviewed by the Department of Public Works and Planning and is in proper order for signature of the Chairman of the Board of Supervisors.

IN WITNESS WHEREOF, they have executed this Agreement this 20th day of


June, 2023

Exbon Development Inc.
(CONTRACTOR)

By 
Hee Yang

Title Vice President

COUNTY OF FRESNO
(OWNER)

By 
Sal Quintero, Chairman
of the Board of Supervisors of the
County of Fresno

ATTEST:
Bernice E. Seidel
Clerk of the Board of Supervisors
County of Fresno, State of California

By 
Deputy

REQUIRED FEDERAL-AID CONTRACT LANGUAGE
(Based on the Local Assistance Procedures Manual
Exhibit 12-G: For Local Assistance Construction Projects – November 2022)

The following language must be incorporated into all Local Assistance Federal-aid construction contracts.
The following language, with minor edits, was taken from the Code of Federal Regulations.

MAINTAIN RECORDS AND SUBMIT REPORTS DOCUMENTING YOUR PERFORMANCE UNDER THIS SECTION

TABLE OF CONTENTS

REQUIRED FEDERAL-AID CONTRACT LANGUAGE..... 1

MAINTAIN RECORDS AND SUBMIT REPORTS DOCUMENTING YOUR PERFORMANCE UNDER THIS SECTION 1

1. DISADVANTAGED BUSINESS ENTERPRISES (DBE) 2

A. Nondiscrimination Statement..... 3

B. Contract Assurance..... 3

C. Prompt Progress Payment 3

D. Prompt Payment of Withheld Funds to Subcontractors..... 3

E. Termination and Substitution of DBE Subcontractors 4

F. Commitment and Utilization 5

G. DBE RUNNING TALLY OF ATTAINMENTS..... 5

2. BID OPENING 6

3. BID RIGGING 6

4. CONTRACT AWARD 6

5. CONTRACTOR LICENSE..... 6

6. CHANGED CONDITIONS..... 6

A. Differing Site Conditions 6

B. Suspensions of Work Ordered by the Engineer..... 6

C. Significant Changes in the Character of Work 7

7. BEGINNING OF WORK, TIME OF COMPLETION AND LIQUIDATED DAMAGES..... 7

8. BUY AMERICA 7

9. QUALITY ASSURANCE..... 8

10. PROMPT PAYMENT FROM THE AGENCY TO THE CONTRACTORS 8

11. FORM FHWA-1273 REQUIRED CONTRACT PROVISIONS FEDERAL-AID CONTRACTS..... 8

REQUIRED CONTRACT PROVISIONS FEDERAL-AID CONSTRUCTION CONTRACTS 9

12. FEMALE AND MINORITY GOALS 21

13. TITLE VI ASSURANCES 22

14. FEDERAL TRAINEE PROGRAM..... 25

15. PROHIBITION OF CERTAIN TELECOMMUNICATIONS AND VIDEO SURVEILLANCE EQUIPMENT AND SERVICES 26

1. DISADVANTAGED BUSINESS ENTERPRISES (DBE)

The contractor, subrecipient or subcontractor shall take necessary and reasonable steps to ensure that DBEs have opportunity to participate in the contract (49 CFR 26). To ensure equal participation of DBEs provided in 49 CFR 26.5, the Agency (County of Fresno Department of Public Works and Planning) shows a contract goal for DBEs. The prime contractor shall make work available to DBEs and select work parts consistent with available DBE subcontractors and suppliers.

The prime contractor shall meet the DBE goal shown elsewhere in these special provisions or demonstrate that they made adequate good faith efforts to meet this goal.

It is the prime contractor's responsibility to verify that the DBE firm is certified as a DBE on the date of bid opening by using the California Unified Certification Program (CUCP) database and possesses the most specific available North American Industry Classification System (NAICS) codes and Work Code applicable to the type of work the firm will perform on the contract. Additionally, the prime contractor is responsible to document this verification by printing out the CUCP data for each DBE firm. A list of DBEs certified by the CUCP can be found at: <https://dot.ca.gov/programs/civil-rights/dbe-search>.

All DBE participation will count toward the California Department of Transportation's federally mandated statewide overall DBE goal.

Credit for materials or supplies the prime contractor purchases from DBEs counts towards the goal in the following manner:

- 100 percent counts if the materials or supplies are obtained from a DBE manufacturer.
- 60 percent counts if the materials or supplies are obtained from a DBE regular dealer.
- Only fees, commissions, and charges for assistance in the procurement and delivery of materials or supplies count if obtained from a DBE that is neither a manufacturer nor regular dealer. 49 CFR 26.55 defines "manufacturer" and "regular dealer."

The prime contractor receives credit towards the goal if they employ a DBE trucking company that performs a commercially useful function as defined in 49 CFR 26.55(d) as follows:

- The DBE must be responsible for the management and supervision of the entire trucking operation for which it is responsible on a particular contract, and there cannot be a contrived arrangement for the purpose of meeting DBE goals.
- The DBE must itself own and operate at least one fully licensed, insured, and operational truck used on the contract.
- The DBE receives credit for the total value of the transportation services it provides on the Contract using trucks it owns, insures, and operates using drivers it employs.
- The DBE may lease trucks from another DBE firm, including an owner-operator who is certified as a DBE. The DBE who leases trucks from another DBE receives credit for the total value of the transportation services the lessee DBE provides on the Contract.
- The DBE may also lease trucks from a non-DBE firm, including from an owner-operator. The DBE that leases trucks equipped with drivers from a non-DBE is entitled to credit for the total value of transportation services provided by non-DBE leased trucks equipped with drivers not to exceed the value of transportation services on the contract provided by DBE-owned trucks or leased trucks with DBE employee drivers. Additional participation by non-DBE owned trucks equipped with drivers receives credit only for the fee or commission it receives as a result of the lease arrangement.
- The DBE may lease trucks without drivers from a non-DBE truck leasing company. If the DBE leases trucks from a non-DBE truck leasing company and uses its own employees as drivers, it is entitled to credit for the total value of these hauling services.
- A lease must indicate that the DBE has exclusive use of and control over the truck. This does not preclude the leased truck from working for others during the term of the lease with the consent of the DBE, so long as the lease gives the DBE absolute priority for use of the leased truck. Leased trucks must display the name and identification number of the DBE.

A. Nondiscrimination Statement

The contractor, subrecipient or subcontractor will never exclude any person from participation in, deny any person the benefits of, or otherwise discriminate against anyone in connection with the award and performance of any contract covered by 49 CFR 26 on the basis of race, color, sex, or national origin. In administering the Local Agency (County of Fresno Department of Public Works and Planning) components of the DBE Program Plan, the contractor, subrecipient or subcontractor will not, directly, or through contractual or other arrangements, use criteria or methods of administration that have the effect of defeating or substantially impairing accomplishment of the objectives of the DBE Program Plan with respect to individuals of a particular race, color, sex, or national origin.

B. Contract Assurance

Under 49 CFR 26.13(b): The contractor, subrecipient or subcontractor shall not discriminate on the basis of race, color, national origin, or sex in the performance of this contract. The contractor shall carry out applicable requirements of 49 CFR 26 in the award and administration of federal-aid contracts. Failure by the contractor to carry out these requirements is a material breach of this contract, which may result in the termination of this contract or such other remedy as the recipient deems appropriate, which may include, but is not limited to:

- (1) Withholding monthly progress payments;
- (2) Assessing sanctions;
- (3) Liquidated damages; and/or
- (4) Disqualifying the contractor from future bidding as non-responsible.

C. Prompt Progress Payment

The prime contractor or subcontractor shall pay to any subcontractor, not later than seven days after receipt of each progress payment, unless otherwise agreed to in writing, the respective amounts allowed the contractor on account of the work performed by the subcontractors, to the extent of each subcontractor's interest therein. In the event that there is a good faith dispute over all or any portion of the amount due on a progress payment from the prime contractor or subcontractor to a subcontractor, the prime contractor or subcontractor may withhold no more than 150 percent of the disputed amount. Any violation of this requirement shall constitute a cause for disciplinary action and shall subject the licensee to a penalty, payable to the subcontractor, of 2 percent of the amount due per month for every month that payment is not made.

In any action for the collection of funds wrongfully withheld, the prevailing party shall be entitled to his or her attorney's fees and costs. The sanctions authorized under this requirement shall be separate from, and in addition to, all other remedies, either civil, administrative, or criminal. This clause applies to both DBE and non-DBE subcontractors.

D. Prompt Payment of Withheld Funds to Subcontractors

The Agency may hold retainage from the prime contractor and shall make prompt and regular incremental acceptances of portions, as determined by the Agency, of the contract work, and pay retainage to the prime contractor based on these acceptances. The Agency shall designate one of the methods below in the contract to ensure prompt and full payment of any retainage kept by the prime contractor or subcontractor to a subcontractor. The Agency shall include either Method 1, Method 2, or Method 3 below and delete the other two.

Method 3: The Agency shall hold retainage from the prime contractor and shall make prompt and regular incremental acceptances of portions, as determined by the Agency of the contract work and pay retainage to the prime contractor based on these acceptances. The prime contractor or subcontractor shall return all monies withheld in retention from all subcontractors within seven (7) days after receiving payment for work satisfactorily completed and accepted including incremental acceptances of portions of the contract work by the Agency. Any delay or postponement of payment may take place only for good cause and with the Agency's prior written approval. Any violation of these provisions shall subject the violating prime contractor or subcontractor to the penalties, sanctions, and other remedies specified in Section 7108.5 of the California Business and Professions Code and Section 10262 of the California Public Contract Code. This requirement shall not be construed to limit or impair any contractual, administrative or judicial remedies otherwise available to the contractor or subcontractor in the event of a dispute involving late payment or nonpayment by the contractor; deficient

subcontractor performance and/or noncompliance by a subcontractor. This clause applies to both DBE and non-DBE subcontractors.

Any violation of these provisions of Prompt Progress Payment and Prompt Payment of Withheld Funds to Subcontractors shall subject the violating prime contractor or subcontractor to the penalties, sanctions and other remedies specified therein. These requirements shall not be construed to limit or impair any contractual, administrative, or judicial remedies otherwise available to the prime contractor or subcontractor in the event of a dispute involving late payment or nonpayment by the prime contractor, deficient subcontract performance, or noncompliance by a subcontractor.

E. Termination and Substitution of DBE Subcontractors

The prime contractor shall utilize the specific DBEs listed to perform the work and supply the materials for which each is listed unless the contractor obtains the Agency's written consent. The prime contractor shall not terminate or substitute a listed DBE for convenience and perform the work with their own forces or obtain materials from other sources without prior written authorization from the Agency. Unless the Agency's prior written consent is provided, the contractor shall not be entitled to any payment for work or material unless it is performed or supplied by the listed DBE on the Exhibit 15-G Construction Contract DBE Commitment form, included in the Bid.

The Agency authorizes a request to use other forces or sources of materials if the bidder shows any of the following justifications:

1. Listed DBE fails or refuses to execute a written contract based on plans and specifications for the project.
2. The Local Agency stipulated that a bond is a condition of executing the subcontract and the listed DBE fails to meet the Local Agency's bond requirements.
3. Work requires a contractor's license and listed DBE does not have a valid license under Contractors License Law.
4. Listed DBE fails or refuses to perform the work or furnish the listed materials (failing or refusing to perform is not an allowable reason to remove a DBE if the failure or refusal is a result of bad faith or discrimination).
5. Listed DBE's work is unsatisfactory and not in compliance with the contract.
6. Listed DBE is ineligible to work on the project because of suspension or debarment.
7. Listed DBE becomes bankrupt or insolvent.
8. Listed DBE voluntarily withdraws with written notice from the Contract
9. Listed DBE is ineligible to receive credit for the type of work required.
10. Listed DBE owner dies or becomes disabled resulting in the inability to perform the work on the Contract.
11. The Agency determines other documented good cause.

The prime contractor shall notify the original DBE of the intent to use other forces or material sources and provide the reasons, allowing the DBE 5 days to respond to the notice and advise the prime contractor and the Agency of the reasons why the use of other forces or sources of materials should not occur.

The prime contractor's request to use other forces or material sources must include:

1. One or more of the reasons listed in the preceding paragraph.
2. Notices from the prime contractor to the DBE regarding the request.
3. Notices from the DBEs to the prime contractor regarding the request.

If the Agency authorizes the termination or substitution of a listed DBE, the prime contractor must make good faith efforts to find another DBE to substitute for the original DBE. The substitute DBE must (1) perform at least the same amount of work as the original DBE under the contract to the extent needed to meet or exceed the DBE goal, and (2) be certified as a DBE with the most specific available NAICS codes and work codes applicable to the type of work the DBE will perform on the contract at the time of the prime contractor's request

for substitution. The prime contractor shall submit their documentation of good faith efforts within 7 days of their request for authorization of the substitution. The Agency may authorize a 7-day extension of this submittal period at the prime contractor's request. More guidance can be found at 49 CFR 26 app A regarding evaluation of good faith efforts to meet the DBE goal.

F. Commitment and Utilization

Note: In the Agency's reports of DBE participation to Caltrans, the Agency must display both commitments and attainments.

The Agency's DBE program must include a monitoring and enforcement mechanism to ensure that DBE commitments reconcile to DBE utilization.

The bidder shall submit the Exhibit 15-G Construction Contract DBE Commitment, included in the Bid book. This exhibit is the bidder's DBE commitment form. If the form is not submitted with the bid, the bidder must remove the form from the Bid book before submitting their bid.

The bidder shall complete and sign Exhibit 15-G Construction Contract DBE Commitment included in the contract documents regardless of whether DBE participation is reported. The bidder shall provide written confirmation from each DBE that the DBE is participating in the Contract. A copy of a DBE's quote serves as written confirmation. If a DBE is participating as a joint venture partner, the bidder shall submit a copy of the joint venture agreement.

If the DBE Commitment form, Exhibit 15-G, is not submitted with the bid, it must be completed and submitted by all bidders to the Agency within five (5) days of bid opening. If the bidder does not submit the DBE Commitment form within the specified time, the Agency will find the bidder's bid nonresponsive.

The prime contractor shall use each DBE subcontractor as listed on Exhibit 12-B Bidder's List of Subcontractors (DBE and Non-DBE), and Exhibit 15-G Construction Contract DBE Commitment form unless they receive authorization for a substitution.

The Agency shall request the prime contractor to:

1. Notify the Resident Engineer or Inspector of any changes to its anticipated DBE participation
2. Provide this notification before starting the affected work
3. Maintain records including:
 - Name and business address of each 1st-tier subcontractor
 - Name and business address of each DBE subcontractor, DBE vendor, and DBE trucking company, regardless of tier
 - Date of payment and total amount paid to each business (see Exhibit 9-F Monthly Disadvantaged Business Enterprise Payment)

If the prime contractor is a DBE contractor, they shall include the date of work performed by their own forces and the corresponding value of the work.

Before the 15th of each month, the prime contractor shall submit a Monthly DBE Trucking Verification (LAPM Exhibit 16-Z1) form.

If a DBE is decertified before completing its work, the DBE must notify the prime contractor in writing of the decertification date. If a business becomes a certified DBE before completing its work, the business must notify the prime contractor in writing of the certification date. The prime contractor shall submit the notifications. Upon work completion, the prime contractor shall complete a Disadvantaged Business Enterprises (DBE) Certification Status Change, Exhibit 17-O, form and submit the form within 30 days of contract acceptance.

Upon work completion, the prime contractor shall complete Exhibit 17-F Final Report – Utilization of Disadvantaged Business Enterprises (DBE), First-Tier Subcontractors and submit it within 90 days of contract acceptance. The Agency will withhold \$10,000 until the form is submitted. The Agency releases the withhold upon submission of the completed form.

G. DBE RUNNING TALLY OF ATTAINMENTS

After submitting an invoice for reimbursement that includes a payment to a DBE, but no later than the 10th of the

following month, the prime contractor/consultant shall complete and email the Exhibit 9- F: Disadvantaged Business Enterprise Running Tally of Payments to business.support.unit@dot.ca.gov with a copy to the Agency.

2. BID OPENING

The Agency publicly opens and reads bids at the time and place shown on the Notice to Contractors.

3. BID RIGGING

The U.S. Department of Transportation (DOT) provides a toll-free hotline to report bid rigging activities. Use the hotline to report bid rigging, bidder collusion, and other fraudulent activities. The hotline number is (800) 424-9071. The service is available 24 hours 7 days a week and is confidential and anonymous. The hotline is part of the DOT's effort to identify and investigate highway construction contract fraud and abuse and is operated under the direction of the DOT Inspector General.

4. CONTRACT AWARD

If the Agency awards the contract, the award is made to the lowest responsible and responsive bidder.

5. CONTRACTOR LICENSE

The Contractor must be properly licensed as a contractor from contract award through Contract acceptance (Public Contract Code §10164).

6. CHANGED CONDITIONS

A. Differing Site Conditions

1. During the progress of the work, if subsurface or latent physical conditions are encountered at the site differing materially from those indicated in the contract or if unknown physical conditions of an unusual nature, differing materially from those ordinarily encountered and generally recognized as inherent in the work provided for in the contract, are encountered at the site, the party discovering such conditions shall promptly notify the other party in writing of the specific differing conditions before the site is disturbed and before the affected work is performed.
2. Upon written notification, the engineer will investigate the conditions, and if it is determined that the conditions materially differ and cause an increase or decrease in the cost or time required for the performance of any work under the contract, an adjustment, excluding anticipated profits, will be made and the contract modified in writing accordingly. The engineer will notify the contractor of the determination whether or not an adjustment of the contract is warranted.
3. No contract adjustment which results in a benefit to the contractor will be allowed unless the contractor has provided the required written notice.
4. No contract adjustment will be allowed under this clause for any effects caused on unchanged work. *[This provision may be omitted by the Local Agency, at their option.]*

B. Suspensions of Work Ordered by the Engineer

1. If the performance of all or any portion of the work is suspended or delayed by the engineer in writing for an unreasonable period of time (not originally anticipated, customary, or inherent to the construction industry) and the contractor believes that additional compensation and/or contract time is due as a result of such suspension or delay, the contractor shall submit to the engineer in writing a request for adjustment within 7 calendar days of receipt of the notice to resume work. The request shall set forth the reasons and support for such adjustment.
2. Upon receipt, the engineer will evaluate the contractor's request. If the engineer agrees that the cost and/or time required for the performance of the contract has increased as a result of such suspension and the suspension was caused by conditions beyond the control of and not the fault of the contractor, its suppliers, or subcontractors at any approved tier, and not caused by weather, the engineer will make an adjustment (excluding profit) and modify the contract in writing accordingly. The contractor will be notified of the engineer's determination whether or not an adjustment of the contract is warranted.
3. No contract adjustment will be allowed unless the contractor has submitted the request for adjustment within the time prescribed.

4. No contract adjustment will be allowed under this clause to the extent that performance would have been suspended or delayed by any other cause, or for which an adjustment is provided or excluded under any other term or condition of this contract.

C. Significant Changes in the Character of Work

1. The engineer reserves the right to make, in writing, at any time during the work, such changes in quantities and such alterations in the work as are necessary to satisfactorily complete the project. Such changes in quantities and alterations shall not invalidate the contract nor release the surety, and the contractor agrees to perform the work as altered.
2. If the alterations or changes in quantities significantly change the character of the work under the contract, whether such alterations or changes are in themselves significant changes to the character of the work or by affecting other work cause such other work to become significantly different in character, an adjustment, excluding anticipated profit, will be made to the contract. The basis for the adjustment shall be agreed upon prior to the performance of the work. If a basis cannot be agreed upon, then an adjustment will be made either for or against the contractor in such amount as the engineer may determine to be fair and equitable.
3. If the alterations or changes in quantities do not significantly change the character of the work to be performed under the contract, the altered work will be paid for as provided elsewhere in the contract.
4. The term "significant change" shall be construed to apply only to the following circumstances:
 - When the character of the work as altered differs materially in kind or nature from that involved or included in the original proposed construction; or
 - When a major item of work, as defined elsewhere in the contract, is increased in excess of 125 percent or decreased below 75 percent of the original contract quantity. Any allowance for an increase in quantity shall apply only to that portion in excess of 125 percent of original contract item quantity, or in case of a decrease below 75 percent, to the actual amount of work performed.

7. BEGINNING OF WORK, TIME OF COMPLETION AND LIQUIDATED DAMAGES

Not used. See Specifications Section 8-1.04.

8. BUY AMERICA

Buy America Requirements apply to steel and iron, manufactured products, and construction materials permanently incorporated into the project.

Steel and Iron Materials

All steel and iron materials must be melted and manufactured in the United States except:

1. Foreign pig iron and processed, pelletized, and reduced iron ore may be used in the domestic production of the steel and iron materials [60 Fed Reg 15478 (03/24/1995)];
2. If the total combined cost of the materials produced outside the United States does not exceed the greater of 0.1 percent of the total contract amount or \$2,500, materials produced outside the United States may be used if authorized.

Furnish steel and iron materials to be incorporated into the work with certificates of compliance and certified mill test reports. Mill test reports must indicate where the steel and iron were melted and manufactured. All melting and manufacturing processes for these materials, including an application of a coating, must occur in the United States. Coating includes all processes that protect or enhance the value of the material to which the coating is applied.

Manufactured Products

Iron and steel used in precast concrete manufactured products must meet the requirements of the above section (Steel and Iron Materials) regardless of the amount used. Iron and steel used in other manufactured products must

meet the requirements of the above section (Steel and Iron Materials) if the weight of steel and iron components constitute 90 percent or more of the total weight of the manufactured product.

Construction Materials

Buy America requirements apply to the following construction materials that are or consist primarily of:

1. Non-ferrous metals
2. Plastic and polymer-based products (including polyvinylchloride, composite building materials, and polymers used in fiber optic cables)
3. Glass (including optic glass)
4. Lumber
5. Drywall

Where one or more of these construction materials have been combined by a manufacturer with other materials through a manufacturing process, Buy America requirements do not apply unless otherwise specified.

Furnish construction materials to be incorporated into the work with certificates of compliance with each project delivery. Manufacturer's certificate of compliance must identify where the construction material was manufactured and attest specifically to Buy America compliance.

All manufacturing processes for these materials must occur in the United States.

Buy America requirements do not apply to the following:

1. Tools and construction equipment used in performing the work
2. Temporary work that is not incorporated into the finished project

9. QUALITY ASSURANCE

The Local Agency uses a Quality Assurance Program (QAP) to ensure a material is produced to comply with the Contract. The Local Agency may examine the records and reports of tests the prime contractor performs if they are available at the job site. Schedule work to allow time for QAP.

10. PROMPT PAYMENT FROM THE AGENCY TO THE CONTRACTORS

The Agency shall make any progress payment within 30 days after receipt of an undisputed and properly submitted payment request from a contractor on a construction contract. If the Agency fails to pay promptly, the Agency shall pay interest to the contractor, which accrues at the rate of 10 percent per annum on the principal amount of a money judgment remaining unsatisfied. Upon receipt of a payment request, the Agency shall act in accordance with both of the following:

1. Each payment request shall be reviewed by the Agency as soon as practicable after receipt for the purpose of determining that it is a proper payment request.
2. Any payment request determined not to be a proper payment request suitable for payment shall be returned to the contractor as soon as practicable, but not later than seven (7) days, after receipt. A request returned pursuant to this paragraph shall be accompanied by a document setting forth in writing the reasons why the payment request is not proper.

11. FORM FHWA-1273 REQUIRED CONTRACT PROVISIONS FEDERAL-AID CONTRACTS

*[The following 12 pages must be physically inserted into the contract without modification.
Excluding ATTACHMENT A - EMPLOYMENT AND MATERIALS PREFERENCE FOR APPALACHIAN
DEVELOPMENT HIGHWAY SYSTEM OR APPALACHIAN LOCAL ACCESS ROAD CONTRACTS]*

FHWA-1273 -- Revised July 5, 2022

**REQUIRED CONTRACT
PROVISIONS FEDERAL-AID
CONSTRUCTION CONTRACTS**

- I. General
- II. Nondiscrimination
- III. Non-segregated Facilities
- IV. Davis-Bacon and Related Act Provisions
- V. Contract Work Hours and Safety Standards Act Provisions
- VI. Subletting or Assigning the Contract
- VII. Safety: Accident Prevention
- VIII. False Statements Concerning Highway Projects
- IX. Implementation of Clean Air Act and Federal Water Pollution Control Act
- X. Certification Regarding Debarment, Suspension, Ineligibility and Voluntary Exclusion
- XI. Certification Regarding Use of Contract Funds for Lobbying
- XII. Use of United States-Flag Vessels:

ATTACHMENTS

A. Employment and Materials Preference for Appalachian Development Highway System or Appalachian Local Access Road Contracts (included in Appalachian contracts only)

I. GENERAL

1. Form FHWA-1273 must be physically incorporated in each construction contract funded under title 23, United States Code, as required in 23 CFR 633.102(b) (excluding emergency contracts solely intended for debris removal). The contractor (or subcontractor) must insert this form in each subcontract and further require its inclusion in all lower tier subcontracts (excluding purchase orders, rental agreements and other agreements for supplies or services). 23 CFR 633.102(e).

The applicable requirements of Form FHWA-1273 are incorporated by reference for work done under any purchase order, rental agreement or agreement for other services. The prime contractor shall be responsible for compliance by any subcontractor, lower-tier subcontractor or service provider. 23 CFR 633.102(e).

Form FHWA-1273 must be included in all Federal-aid design-build contracts, in all subcontracts and in lower tier subcontracts (excluding subcontracts for design services, purchase orders, rental agreements and other agreements for supplies or services) in accordance with 23 CFR 633.102. The design-builder shall be responsible for compliance by any subcontractor, lower-tier subcontractor or service provider.

Contracting agencies may reference Form FHWA-1273 in solicitation-for-bids or request-for-proposals documents, however, the Form FHWA-1273 must be physically incorporated (not referenced) in all contracts, subcontracts and lower-tier subcontracts (excluding purchase orders, rental agreements and other agreements for supplies or services related to a construction contract). 23 CFR 633.102(b).

2. Subject to the applicability criteria noted in the following sections, these contract provisions shall apply to all work performed on the contract by the contractor's own organization and with the assistance of workers under the contractor's immediate superintendence and to all work performed on the contract by piecework, station work, or by subcontract. 23 CFR 633.102(d).

3. A breach of any of the stipulations contained in these Required Contract Provisions may be sufficient grounds for withholding of progress payments, withholding of final payment, termination of the contract, suspension / debarment or any other action determined to be appropriate by the contracting agency and FHWA.

4. Selection of Labor: During the performance of this contract, the contractor shall not use convict labor for any purpose within the limits of a construction project on a Federal-aid highway unless it is labor performed by convicts who are on parole, supervised release, or probation. 23 U.S.C. 114(b). The term Federal-aid highway does not include roadways functionally classified as local roads or rural minor collectors. 23 U.S.C. 101(a).

II. NONDISCRIMINATION (23 CFR 230.107(a); 23 CFR Part 230, Subpart A, Appendix A; EO 11246)

The provisions of this section related to 23 CFR Part 230, Subpart A, Appendix A are applicable to all Federal-aid construction contracts and to all related construction subcontracts of \$10,000 or more. The provisions of 23 CFR Part 230 are not applicable to material supply, engineering, or architectural service contracts.

In addition, the contractor and all subcontractors must comply with the following policies: Executive Order 11246, 41 CFR Part 60, 29 CFR Parts 1625-1627, 23 U.S.C. 140, Section 504 of the Rehabilitation Act of 1973, as amended (29 U.S.C. 794), Title VI of the Civil Rights Act of 1964, as amended (42 U.S.C. 2000d et seq.), and related regulations including 49 CFR Parts 21, 26, and 27; and 23 CFR Parts 200, 230, and 633.

The contractor and all subcontractors must comply with: the requirements of the Equal Opportunity Clause in 41 CFR 60-1.4(b) and, for all construction contracts exceeding \$10,000, the Standard Federal Equal Employment Opportunity Construction Contract Specifications in 41 CFR 60-4.3.

Note: The U.S. Department of Labor has exclusive authority to determine compliance with Executive Order 11246 and the policies of the Secretary of Labor including 41 CFR Part 60, and 29 CFR Parts 1625-1627. The contracting agency and the FHWA have the authority and the responsibility to ensure compliance with 23 U.S.C. 140, Section 504 of the Rehabilitation Act of 1973, as amended (29 U.S.C. 794), and Title VI of the Civil Rights Act of 1964, as amended (42 U.S.C. 2000d et seq.), and related regulations including 49 CFR Parts 21, 26, and 27; and 23 CFR Parts 200, 230, and 633.

The following provision is adopted from 23 CFR Part 230, Subpart A, Appendix A, with appropriate revisions to conform to the U.S. Department of Labor (US DOL) and FHWA requirements.

1. Equal Employment Opportunity: Equal Employment Opportunity (EEO) requirements not to discriminate and to take affirmative action to assure equal opportunity as set forth under laws, executive orders, rules, regulations (see 28 CFR Part 35, 29 CFR Part 1630, 29 CFR Parts 1625-1627, 41 CFR Part 60 and 49 CFR Part 27) and orders of the Secretary of Labor as modified by the provisions prescribed herein, and imposed pursuant to 23 U.S.C. 140, shall constitute the EEO and specific affirmative action standards for the contractor's project activities under this contract. The provisions of the Americans with Disabilities Act of 1990 (42 U.S.C. 12101 et seq.) set forth under 28 CFR Part 35 and 29 CFR Part 1630 are incorporated by reference in this contract. In the execution of this contract, the contractor agrees to comply with the following minimum specific requirement activities of EEO:

a. The contractor will work with the contracting agency and the Federal Government to ensure that it has made every good faith effort to provide equal opportunity with respect to all of its terms and conditions of employment and in their review of activities under the contract. 23 CFR 230.409 (g)(4) & (5).

b. The contractor will accept as its operating policy the following statement:

"It is the policy of this Company to assure that applicants are employed, and that employees are treated during employment, without regard to their race, religion, sex, sexual orientation, gender identity, color, national origin, age or disability. Such action shall include: employment, upgrading, demotion, or transfer; recruitment or recruitment advertising; layoff or termination; rates of pay or other forms of compensation; and selection for training, including apprenticeship, pre-apprenticeship, and/or on-the-job training."

2. EEO Officer: The contractor will designate and make known to the contracting officers an EEO Officer who will have the responsibility for and must be capable of effectively administering and promoting an active EEO program and who must be assigned adequate authority and responsibility to do so.

3. Dissemination of Policy: All members of the contractor's staff who are authorized to hire, supervise, promote, and discharge employees, or who recommend such action or are substantially involved in such action, will be made fully cognizant of and will implement the contractor's EEO policy and contractual responsibilities to provide EEO in each grade and classification of employment. To ensure that the above agreement will be met, the following actions will be taken as a minimum:

a. Periodic meetings of supervisory and personnel office employees will be conducted before the start of work and then not less often than once every six months, at which time the contractor's EEO policy and its implementation will be reviewed and explained. The meetings will be conducted by the EEO Officer or other knowledgeable company official.

b. All new supervisory or personnel office employees will be given a thorough indoctrination by the EEO Officer, covering all major aspects of the contractor's EEO obligations within thirty days following their reporting for duty with the contractor.

c. All personnel who are engaged in direct recruitment for the project will be instructed by the EEO Officer in the contractor's procedures for locating and hiring minorities and women.

d. Notices and posters setting forth the contractor's EEO policy will be placed in areas readily accessible to employees, applicants for employment and potential employees.

e. The contractor's EEO policy and the procedures to implement such policy will be brought to the attention of employees by means of meetings, employee handbooks, or other appropriate means.

4. Recruitment: When advertising for employees, the contractor will include in all advertisements for employees the notation: "An Equal Opportunity Employer." All such advertisements will be placed in publications having a large circulation among minorities and women in the area from which the project work force would normally be derived.

a. The contractor will, unless precluded by a valid bargaining agreement, conduct systematic and direct recruitment through public and private employee referral sources likely to yield qualified minorities and women. To meet this requirement, the contractor will identify sources of potential minority group employees and establish with such identified sources procedures whereby minority and women applicants may be referred to the contractor for employment consideration.

b. In the event the contractor has a valid bargaining agreement providing for exclusive hiring hall referrals, the contractor is expected to observe the provisions of that agreement to the extent that the system meets the contractor's compliance with EEO contract provisions. Where implementation of such an agreement has the effect of discriminating against minorities or women, or obligates the contractor to do the same, such implementation violates Federal nondiscrimination provisions.

c. The contractor will encourage its present employees to refer minorities and women as applicants for employment. Information and procedures with regard to referring such applicants will be discussed with employees.

5. Personnel Actions: Wages, working conditions, and employee benefits shall be established and administered, and personnel actions of every type, including hiring, upgrading, promotion, transfer, demotion, layoff, and termination, shall be taken without regard to race, color, religion, sex, sexual orientation, gender identity, national origin, age or disability. The following procedures shall be followed:

a. The contractor will conduct periodic inspections of project sites to ensure that working conditions and employee facilities do not indicate discriminatory treatment of project site personnel.

b. The contractor will periodically evaluate the spread of wages paid within each classification to determine any evidence of discriminatory wage practices.

c. The contractor will periodically review selected personnel actions in depth to determine whether there is evidence of discrimination. Where evidence is found, the contractor will promptly take corrective action. If the review indicates that the discrimination may extend beyond the actions reviewed, such corrective action shall include all affected persons.

d. The contractor will promptly investigate all complaints of alleged discrimination made to the contractor in connection with its obligations under this contract, will attempt to resolve such complaints, and will take appropriate corrective action within a reasonable time. If the investigation indicates that the discrimination may affect persons other than the complainant, such corrective action shall include such other persons. Upon completion of each investigation, the contractor will inform every complainant of all of their avenues of appeal.

6. Training and Promotion:

a. The contractor will assist in locating, qualifying, and increasing the skills of minorities and women who are applicants for employment or current employees. Such efforts should be aimed at developing full journey level status employees in the type of trade or job classification involved.

b. Consistent with the contractor's work force requirements and as permissible under Federal and State regulations, the contractor shall make full use of training programs (i.e., apprenticeship and on-the-job training programs for the geographical area of contract performance). In the event a special provision for training is provided under this contract, this subparagraph will be superseded as indicated in the special provision. The contracting agency may reserve training positions for persons who receive welfare assistance in accordance with 23 U.S.C. 140(a).

c. The contractor will advise employees and applicants for employment of available training programs and entrance requirements for each.

d. The contractor will periodically review the training and promotion potential of employees who are minorities and women and will encourage eligible employees to apply for such training and promotion.

7. Unions: If the contractor relies in whole or in part upon unions as a source of employees, the contractor will use good faith efforts to obtain the cooperation of such unions to increase opportunities for minorities and women. 23 CFR 230.409. Actions by the contractor, either directly or through a contractor's association acting as agent, will include the procedures set forth below:

a. The contractor will use good faith efforts to develop, in cooperation with the unions, joint training programs aimed toward qualifying more minorities and women for membership in the unions and increasing the skills of minorities and women so that they may qualify for higher paying employment.

b. The contractor will use good faith efforts to incorporate an EEO clause into each union agreement to the end that such union will be contractually bound to refer applicants without regard to their race, color, religion, sex, sexual orientation, gender identity, national origin, age, or disability.

c. The contractor is to obtain information as to the referral practices and policies of the labor union except that to the extent such information is within the exclusive possession of the labor union and such labor union refuses to furnish such information to the contractor, the contractor shall so certify to the contracting agency and shall set forth what efforts have been made to obtain such information.

d. In the event the union is unable to provide the contractor with a reasonable flow of referrals within the time limit set forth in the collective bargaining agreement, the contractor will, through independent recruitment efforts, fill the employment vacancies without regard to race, color, religion, sex, sexual orientation, gender identity, national origin, age, or disability; making full efforts to obtain qualified and/or qualifiable minorities and women. The failure of a union to provide sufficient referrals (even though it is obligated to provide exclusive referrals under the terms of a collective bargaining agreement) does not relieve the contractor from the requirements of this paragraph. In the event the union referral practice prevents the contractor from meeting the obligations pursuant to Executive Order 11246, as amended, and these special provisions, such contractor shall immediately notify the contracting agency.

8. Reasonable Accommodation for Applicants / Employees with Disabilities:

The contractor must be familiar with the requirements for and comply with the Americans with Disabilities Act and all rules and regulations established thereunder. Employers must provide reasonable accommodation in all employment activities unless to do so would cause an undue hardship.

9. Selection of Subcontractors, Procurement of Materials and Leasing of Equipment:

The contractor shall not discriminate on the grounds of race, color, religion, sex, sexual orientation, gender identity, national origin, age, or disability in the selection and retention of subcontractors, including procurement of materials and leases of equipment. The contractor shall take all necessary and reasonable steps to ensure nondiscrimination in the administration of this contract.

a. The contractor shall notify all potential subcontractors, suppliers, and lessors of their EEO obligations under this contract.

b. The contractor will use good faith efforts to ensure subcontractor compliance with their EEO obligations.

10. Assurance Required:

a. The requirements of 49 CFR Part 26 and the State DOT's FHWA-approved Disadvantaged Business Enterprise (DBE) program are incorporated by reference.

b. The contractor, subrecipient or subcontractor shall not discriminate on the basis of race, color, national origin, or sex in the performance of this contract. The contractor shall carry out applicable requirements of 49 CFR part 26 in the award and administration of DOT-assisted contracts. Failure by the contractor to carry out these requirements is a material breach of this contract, which may result in the termination of this contract or such other remedy as the recipient deems appropriate, which may include, but is not limited to:

- (1) Withholding monthly progress payments;
- (2) Assessing sanctions;
- (3) Liquidated damages; and/or
- (4) Disqualifying the contractor from future bidding as non-responsible.

c. The Title VI and nondiscrimination provisions of U.S. DOT Order 1050.2A at Appendixes A and E are incorporated by reference. 49 CFR Part 21.

11. Records and Reports: The contractor shall keep such records as necessary to document compliance with the EEO requirements. Such records shall be retained for a period of three years following the date of the final payment to the contractor for all contract work and shall be available at reasonable times and places for inspection by authorized representatives of the contracting agency and the FHWA.

a. The records kept by the contractor shall document the following:

- (1) The number and work hours of minority and non-minority group members and women employed in each work classification on the project;
- (2) The progress and efforts being made in cooperation with unions, when applicable, to increase employment opportunities for minorities and women; and
- (3) The progress and efforts being made in locating, hiring, training, qualifying, and upgrading minorities and women.

b. The contractors and subcontractors will submit an annual report to the contracting agency each July for the duration of the project indicating the number of minority, women, and non-minority group employees currently engaged in each work classification required by the contract work. This information is to be reported on Form FHWA-1391. The staffing data should represent the project work force on board in all or any part of the last payroll period preceding the end of July. If on-the-job training is being required by special provision, the contractor will be required to collect and report training data. The employment data should reflect the work force on board during all or any part of the last payroll period preceding the end of July.

III. NONSEGREGATED FACILITIES

This provision is applicable to all Federal-aid construction contracts and to all related construction subcontracts of more than \$10,000. 41 CFR 60-1.5.

As prescribed by 41 CFR 60-1.8, the contractor must ensure that facilities provided for employees are provided in such a manner that segregation on the basis of race, color, religion, sex, sexual orientation, gender identity, or national origin cannot result. The contractor may neither require such segregated use by written or oral policies nor tolerate such use by employee custom. The contractor's obligation extends further to ensure that its employees are not assigned to perform their services at any location under the contractor's control where the facilities are segregated. The term "facilities" includes waiting rooms, work areas, restaurants and other eating areas, time clocks, restrooms, washrooms, locker rooms and other storage or dressing areas, parking lots, drinking fountains, recreation or entertainment areas, transportation, and housing provided for employees. The contractor shall provide separate or single-user restrooms and necessary dressing or sleeping areas to assure privacy between sexes.

IV. DAVIS-BACON AND RELATED ACT PROVISIONS

This section is applicable to all Federal-aid construction projects exceeding \$2,000 and to all related subcontracts and lower-tier subcontracts (regardless of subcontract size), in accordance with 29 CFR 5.5. The requirements apply to all projects located within the right-of-way of a roadway that is functionally classified as Federal-aid highway. 23 U.S.C. 113. This excludes roadways functionally classified as local roads or rural minor collectors, which are exempt. 23 U.S.C. 101. Where applicable law requires that projects be treated as a project on a Federal-aid highway, the provisions of this subpart will apply regardless of the location of the project. Examples include: Surface Transportation Block Grant Program projects funded under 23 U.S.C. 133 [excluding recreational trails projects], the Nationally Significant Freight and Highway Projects funded under 23 U.S.C. 117, and National Highway Freight Program projects funded under 23 U.S.C. 167.

The following provisions are from the U.S. Department of Labor regulations in 29 CFR 5.5 "Contract provisions and related matters" with minor revisions to conform to the FHWA-1273 format and FHWA program requirements.

1. Minimum wages (29 CFR 5.5)

a. All laborers and mechanics employed or working upon the site of the work, will be paid unconditionally and not less often than once a week, and without subsequent deduction or rebate on any account (except such payroll deductions as are permitted by regulations issued by the Secretary of Labor under the Copeland Act (29 CFR part 3)), the full amount of wages and bona fide fringe benefits (or cash equivalents thereof) due at time of payment computed at rates not less than those contained in the wage determination of the Secretary of Labor which is attached hereto and made a part hereof, regardless of any contractual relationship which may be alleged to exist between the contractor and such laborers and mechanics.

Contributions made or costs reasonably anticipated for bona fide fringe benefits under section 1(b)(2) of the Davis-Bacon Act on behalf of laborers or mechanics are considered wages paid to such laborers or mechanics, subject to the provisions of paragraph 1.d. of this section; also, regular contributions made or costs incurred for more than a weekly period (but not less often than quarterly) under plans, funds, or programs which cover the particular weekly period, are deemed to be constructively made or incurred during such weekly period. Such laborers and mechanics shall be paid the appropriate wage rate and fringe benefits on the wage determination for the classification of work actually performed, without regard to skill, except as provided in 29 CFR 5.5(a)(4). Laborers or mechanics performing work in more than one classification may be compensated at the rate specified for each classification for the time actually worked therein: Provided, That the employer's payroll records accurately set forth the time spent in each classification in which work is performed. The wage determination (including any additional classification and wage rates conformed under paragraph 1.b. of this section) and the Davis-Bacon poster (WH-1321) shall be posted at all times by the contractor and its subcontractors at the site of the work in a prominent and accessible place where it can be easily seen by the workers.

b. (1) The contracting officer shall require that any class of laborers or mechanics, including helpers, which is not listed in the wage determination and which is to be employed under the contract shall be classified in conformance with the wage determination. The contracting officer shall approve an additional classification and wage rate and fringe benefits therefore only when the following criteria have been met:

- (i) The work to be performed by the classification requested is not performed by a classification in the wage determination; and
- (ii) The classification is utilized in the area by the construction industry; and
- (iii) The proposed wage rate, including any bona fide fringe benefits, bears a reasonable relationship to the wage rates contained in the wage determination.

(2) If the contractor and the laborers and mechanics to be employed in the classification (if known), or their representatives, and the contracting officer agree on the classification and wage rate (including the amount designated for fringe benefits where appropriate), a report of the action taken shall be sent by the contracting officer to the Administrator of the Wage and Hour Division, U.S. Department of Labor, Washington, DC 20210. The Administrator, or an authorized representative, will approve, modify, or disapprove every additional classification action within 30 days of receipt and so advise the contracting officer or will notify the contracting officer within the 30-day period that additional time is necessary.

(3) In the event the contractor, the laborers or mechanics to be employed in the classification or their representatives, and the contracting officer do not agree on the proposed classification and wage rate (including the amount designated for fringe benefits, where appropriate), the contracting officer shall refer the questions, including the views of all interested parties and the recommendation of the contracting officer, to the Administrator for determination. The Administrator, or an authorized representative, will issue a determination within 30 days of receipt and so advise the contracting officer or will notify the contracting officer within the 30-day period that additional time is necessary.

(4) The wage rate (including fringe benefits where appropriate) determined pursuant to paragraphs 1.b.(2) or 1.b.(3) of this section, shall be paid to all workers performing work in the classification under this contract from the first day on which work is performed in the classification.

c. Whenever the minimum wage rate prescribed in the contract for a class of laborers or mechanics includes a fringe benefit which is not expressed as an hourly rate, the contractor shall either pay the benefit as stated in the wage determination or shall pay another bona fide fringe benefit or an hourly cash equivalent thereof.

d. If the contractor does not make payments to a trustee or other third person, the contractor may consider as part of the wages of any laborer or mechanic the amount of any costs reasonably anticipated in providing bona fide fringe benefits under a plan or program, Provided, That the Secretary of Labor has found, upon the written request of the contractor, that the applicable standards of the Davis-Bacon Act have been met. The Secretary of Labor may require the contractor to set aside in a separate account assets for the meeting of obligations under the plan or program.

2. Withholding (29 CFR 5.5)

The contracting agency shall upon its own action or upon written request of an authorized representative of the Department of Labor, withhold or cause to be withheld from the contractor under this contract, or any other Federal contract with the same prime contractor, or any other federally-assisted contract subject to Davis-Bacon prevailing wage requirements, which is held by the same prime contractor, so much of the accrued payments or advances as may be considered necessary to pay laborers and mechanics, including apprentices, trainees, and helpers, employed by the contractor or any subcontractor the full amount of wages required by the contract. In the event of failure to pay any laborer or mechanic, including any apprentice, trainee, or helper, employed or working on the site of the work, all or part of the wages required by the contract, the contracting agency may, after written notice to the contractor, take such action as may be necessary to cause the suspension of any further payment, advance, or guarantee of funds until such violations have ceased.

3. Payrolls and basic records (29 CFR 5.5)

a. Payrolls and basic records relating thereto shall be maintained by the contractor during the course of the work and preserved for a period of three years thereafter for all laborers and mechanics working at the site of the work. Such records shall contain the name, address, and social security number of each such worker, his or her correct classification, hourly rates of wages paid (including rates of contributions or costs anticipated for bona fide fringe benefits or cash equivalents thereof of the types described in section 1(b)(2)(B) of the Davis-Bacon Act), daily and weekly number of hours worked, deductions made and actual wages paid. Whenever the Secretary of Labor has found under 29 CFR 5.5(a)(1)(iv) that the wages of any laborer or mechanic include the amount of any costs reasonably anticipated in providing benefits under a plan or program described in section 1(b)(2)(B) of the Davis-Bacon Act, the contractor shall maintain records which show that the commitment to provide such benefits is enforceable, that the plan or program is financially responsible, and that the plan or program has been communicated in writing to the laborers or mechanics affected, and records which show the costs anticipated or the actual cost incurred in providing such benefits. Contractors employing apprentices or trainees under approved programs shall maintain written evidence of the registration of apprenticeship programs and certification of trainee programs, the registration of the apprentices and trainees, and the ratios and wage rates prescribed in the applicable programs.

b. (1) The contractor shall submit weekly for each week in which any contract work is performed a copy of all payrolls to the contracting agency. The payrolls submitted shall set out accurately and completely all of the information required to be maintained under 29 CFR 5.5(a)(3)(i), except that full social security numbers and home addresses shall not be included on weekly transmittals. Instead the payrolls shall only need to include an individually identifying number for each employee (e.g., the last four digits of the employee's social security number). The required weekly payroll information may be submitted in any form desired. Optional Form WH-347 is available for this purpose from the Wage and Hour Division Web site. The prime contractor is responsible for the submission of copies of payrolls by all subcontractors. Contractors and subcontractors shall maintain the full social security number and current address of each covered worker, and shall provide them upon request to the contracting agency for transmission to the State DOT, the FHWA or the Wage and Hour Division of the Department of Labor for purposes of an investigation or audit of compliance with prevailing wage requirements. It is not a violation of this section for a prime contractor to require a subcontractor to provide addresses and social security numbers to the prime contractor for its own records, without weekly submission to the contracting agency.

(2) Each payroll submitted shall be accompanied by a "Statement of Compliance," signed by the contractor or subcontractor or his or her agent who pays or supervises the payment of the persons employed under the contract and shall certify the following:

(i) That the payroll for the payroll period contains the information required to be provided under 29 CFR 5.5(a)(3)(ii), the appropriate information is being maintained under 29 CFR 5.5(a)(3)(i), and that such information is correct and complete;

(ii) That each laborer or mechanic (including each helper, apprentice, and trainee) employed on the contract during the payroll period has been paid the full weekly wages earned, without rebate, either directly or indirectly, and that no deductions have been made either directly or indirectly from the full wages earned, other than permissible deductions as set forth in 29 CFR part 3;

(iii) That each laborer or mechanic has been paid not less than the applicable wage rates and fringe benefits or cash equivalents for the classification of work performed, as specified in the applicable wage determination incorporated into the contract.

(3) The weekly submission of a properly executed certification set forth on the reverse side of Optional Form WH-347 shall satisfy the requirement for submission of the "Statement of Compliance" required by paragraph 3.b.(2) of this section.

(4) The falsification of any of the above certifications may subject the contractor or subcontractor to civil or criminal prosecution under 18 U.S.C. 1001 and 31 U.S.C. 231.

c. The contractor or subcontractor shall make the records required under paragraph 3.a. of this section available for inspection, copying, or transcription by authorized representatives of the contracting agency, the State DOT, the FHWA, or the Department of Labor, and shall permit such representatives to interview employees during working hours on the job. If the contractor or subcontractor fails to submit the required records or to make them available, the FHWA may, after written notice to the contractor, the contracting agency or the State DOT, take such action as may be necessary to cause the suspension of any further payment, advance, or guarantee of funds. Furthermore, failure to submit the required records upon request or to make such records available may be grounds for debarment action pursuant to 29 CFR 5.12.

4. Apprentices and trainees (29 CFR 5.5)

a. Apprentices (programs of the USDOL).

Apprentices will be permitted to work at less than the predetermined rate for the work they performed when they are employed pursuant to and individually registered in a bona fide apprenticeship program registered with the U.S. Department of Labor, Employment and Training Administration, Office of Apprenticeship Training, Employer and Labor Services, or with a State Apprenticeship Agency recognized by the Office, or if a person is employed in his or her first 90 days of probationary employment as an apprentice in such an apprenticeship program, who is not individually registered in the program, but who has been certified by the Office of Apprenticeship Training, Employer and Labor Services or a State Apprenticeship Agency (where appropriate) to be eligible for probationary employment as an apprentice.

The allowable ratio of apprentices to journeymen on the job site in any craft classification shall not be greater than the ratio permitted to the contractor as to the entire work force under the registered program. Any worker listed on a payroll at an apprentice wage rate, who is not registered or otherwise employed as stated above, shall be paid not less than the applicable wage rate on the wage determination for the classification of work actually performed. In addition, any apprentice performing work on the job site in excess of the ratio permitted under the registered program shall be paid not less than the applicable wage rate on the wage determination for the work actually performed. Where a contractor is performing construction on a project in a locality other than that in which its program is registered, the ratios and wage rates (expressed in percentages of the journeyman's hourly rate) specified in the contractor's or subcontractor's registered program shall be observed.

Every apprentice must be paid at not less than the rate specified in the registered program for the apprentice's level of progress, expressed as a percentage of the journeymen hourly rate specified in the applicable wage determination. Apprentices shall be paid fringe benefits in accordance with the provisions of the apprenticeship program. If the apprenticeship program does not specify fringe benefits, apprentices must be paid the full amount of fringe benefits listed on the wage determination for the applicable classification. If the Administrator determines that a different practice prevails for the applicable apprentice classification, fringes shall be paid in accordance with that determination.

In the event the Office of Apprenticeship Training, Employer and Labor Services, or a State Apprenticeship Agency recognized by the Office, withdraws approval of an apprenticeship program, the contractor will no longer be permitted to utilize apprentices at less than the applicable predetermined rate for the work performed until an acceptable program is approved.

b. Trainees (programs of the USDOL).

Except as provided in 29 CFR 5.16, trainees will not be permitted to work at less than the predetermined rate for the work performed unless they are employed pursuant to and individually registered in a program which has received prior approval, evidenced by formal certification by the U.S. Department of Labor, Employment and Training Administration.

The ratio of trainees to journeymen on the job site shall not be greater than permitted under the plan approved by the Employment and Training Administration.

Every trainee must be paid at not less than the rate specified in the approved program for the trainee's level of progress, expressed as a percentage of the journeyman hourly rate specified in the applicable wage determination. Trainees shall be paid fringe benefits in accordance with the provisions of the trainee program. If the trainee program does not mention fringe benefits, trainees shall be paid the full amount of fringe benefits listed on the wage determination unless the Administrator of the Wage and Hour Division determines that there is an apprenticeship program associated with the corresponding journeyman wage rate on the wage determination which provides for less than full fringe benefits for apprentices. Any employee listed on the payroll at a trainee rate who is not registered and participating in a training plan approved by the Employment and Training Administration shall be paid not less than the applicable wage rate on the wage determination for the classification of work actually performed. In addition, any trainee performing work on the job site in excess of the ratio permitted under the registered program shall be paid not less than the applicable wage rate on the wage determination for the work actually performed.

In the event the Employment and Training Administration withdraws approval of a training program, the contractor will no longer be permitted to utilize trainees at less than the applicable predetermined rate for the work performed until an acceptable program is approved.

c. Equal employment opportunity. The utilization of apprentices, trainees and journeymen under this part shall be in conformity with the equal employment opportunity requirements of Executive Order 11246, as amended, and 29 CFR part 30.

d. Apprentices and Trainees (programs of the U.S. DOT).

Apprentices and trainees working under apprenticeship and skill training programs which have been certified by the Secretary of Transportation as promoting EEO in connection with Federal-aid highway construction programs are not subject to the requirements of paragraph 4 of this Section IV. 23 CFR 230.111(e)(2). The straight time hourly wage rates for apprentices and trainees under such programs will be established by the particular programs. The ratio of apprentices and trainees to journeymen shall not be greater than permitted by the terms of the particular program.

5. Compliance with Copeland Act requirements. The contractor shall comply with the requirements of 29 CFR part 3, which are incorporated by reference in this contract as provided in 29 CFR 5.5.

6. Subcontracts. The contractor or subcontractor shall insert Form FHWA-1273 in any subcontracts and also require the subcontractors to include Form FHWA-1273 in any lower tier subcontracts. The prime contractor shall be responsible for the compliance by any subcontractor or lower tier subcontractor with all the contract clauses in 29 CFR 5.5.

7. Contract termination: debarment. A breach of the contract clauses in 29 CFR 5.5 may be grounds for termination of the contract, and for debarment as a contractor and a subcontractor as provided in 29 CFR 5.12.

8. Compliance with Davis-Bacon and Related Act requirements. All rulings and interpretations of the Davis-Bacon and Related Acts contained in 29 CFR parts 1, 3, and 5 are herein incorporated by reference in this contract as provided in 29 CFR 5.5.

9. Disputes concerning labor standards. As provided in 29 CFR 5.5, disputes arising out of the labor standards provisions of this contract shall not be subject to the general disputes clause of this contract. Such disputes shall be resolved in accordance with the procedures of the Department of Labor set forth in 29 CFR parts 5, 6, and 7. Disputes within the meaning of this clause include disputes between the contractor (or any of its subcontractors) and the contracting agency, the U.S. Department of Labor, or the employees or their representatives.

10. Certification of eligibility (29 CFR 5.5)

a. By entering into this contract, the contractor certifies that neither it (nor he or she) nor any person or firm who has an interest in the contractor's firm is a person or firm ineligible to be awarded Government contracts by virtue of section 3(a) of the Davis-Bacon Act or 29 CFR 5.12(a)(1).

b. No part of this contract shall be subcontracted to any person or firm ineligible for award of a Government contract by virtue of section 3(a) of the Davis-Bacon Act or 29 CFR 5.12(a)(1).

c. The penalty for making false statements is prescribed in the U.S. Criminal Code, 18 U.S.C. 1001.

V. CONTRACT WORK HOURS AND SAFETY STANDARDS ACT

Pursuant to 29 CFR 5.5(b), the following clauses apply to any Federal-aid construction contract in an amount in excess of \$100,000 and subject to the overtime provisions of the Contract Work Hours and Safety Standards Act. These clauses shall be inserted in addition to the clauses required by 29 CFR 5.5(a) or 29 CFR 4.6. As used in this paragraph, the terms laborers and mechanics include watchmen and guards.

1. Overtime requirements. No contractor or subcontractor contracting for any part of the contract work which may require or involve the employment of laborers or mechanics shall require or permit any such laborer or mechanic in any workweek in which he or she is employed on such work to work in excess of forty hours in such workweek unless such laborer or mechanic receives compensation at a rate not less than one and one-half times the basic rate of pay for all hours worked in excess of forty hours in such workweek. 29 CFR 5.5.

2. Violation; liability for unpaid wages; liquidated damages. In the event of any violation of the clause set forth in paragraph 1 of this section, the contractor and any subcontractor responsible therefor shall be liable for the unpaid wages. In addition, such contractor and subcontractor shall be liable to the United States (in the case of work done under contract for the District of Columbia or a territory, to such District or to such territory), for liquidated damages. Such liquidated damages shall be computed with respect to each individual laborer or mechanic, including watchmen and guards, employed in violation of the clause set forth in paragraph 1 of this section, in the sum currently provided in 29 CFR 5.5(b)(2)* for each calendar day on which such individual was required or permitted to work in excess of the standard workweek of forty hours without payment of the overtime wages required by the clause set forth in paragraph 1 of this section. 29 CFR 5.5.

* \$27 as of January 23, 2019 (See 84 FR 213-01, 218) as may be adjusted annually by the Department of Labor; pursuant to the Federal Civil Penalties Inflation Adjustment Act of 1990).

3. Withholding for unpaid wages and liquidated damages. The FHWA or the contracting agency shall upon its own action or upon written request of an authorized representative of the Department of Labor withhold or cause to be withheld, from any moneys payable on account of work performed by the contractor or subcontractor under any such contract or any other Federal contract with the same prime contractor, or any other federally-assisted contract subject to the Contract Work Hours and Safety Standards Act, which is held by the same prime contractor, such sums as may be determined to be necessary to satisfy any liabilities of such contractor or subcontractor for unpaid wages and liquidated damages as provided in the clause set forth in paragraph 2 of this section. 29 CFR 5.5.

4. Subcontracts. The contractor or subcontractor shall insert in any subcontracts the clauses set forth in paragraphs 1 through 4 of this section and also a clause requiring the subcontractors to include these clauses in any lower tier subcontracts. The prime contractor shall be responsible for compliance by any subcontractor or lower tier subcontractor with the clauses set forth in paragraphs 1 through 4 of this section. 29 CFR 5.5.

VI. SUBLETTING OR ASSIGNING THE CONTRACT

This provision is applicable to all Federal-aid construction contracts on the National Highway System pursuant to 23 CFR 635.116.

1. The contractor shall perform with its own organization contract work amounting to not less than 30 percent (or a greater percentage if specified elsewhere in the contract) of the total original contract price, excluding any specialty items designated by the contracting agency. Specialty items may be performed by subcontract and the amount of any such specialty items performed may be deducted from the total original contract price before computing the amount of work required to be performed by the contractor's own organization (23 CFR 635.116).

a. The term "perform work with its own organization" in paragraph 1 of Section VI refers to workers employed or leased by the prime contractor, and equipment owned or rented by the prime contractor, with or without operators. Such term does not include employees or equipment of a subcontractor or lower tier subcontractor, agents of the prime contractor, or any other assignees. The term may include payments for the costs of hiring leased employees from an employee leasing firm meeting all relevant Federal and State regulatory requirements. Leased employees may only be included in this term if the prime contractor meets all of the following conditions: (based on longstanding interpretation)

(1) the prime contractor maintains control over the supervision of the day-to-day activities of the leased employees;

(2) the prime contractor remains responsible for the quality of the work of the leased employees;

(3) the prime contractor retains all power to accept or exclude individual employees from work on the project; and

(4) the prime contractor remains ultimately responsible for the payment of predetermined minimum wages, the submission of payrolls, statements of compliance and all other Federal regulatory requirements.

b. "Specialty Items" shall be construed to be limited to work that requires highly specialized knowledge, abilities, or equipment not ordinarily available in the type of contracting organizations qualified and expected to bid or propose on the contract as a whole and in general are to be limited to minor components of the overall contract. 23 CFR 635.102.

2. Pursuant to 23 CFR 635.116(a), the contract amount upon which the requirements set forth in paragraph (1) of Section VI is computed includes the cost of material and manufactured products which are to be purchased or produced by the contractor under the contract provisions.

3. Pursuant to 23 CFR 635.116(c), the contractor shall furnish (a) a competent superintendent or supervisor who is employed by the firm, has full authority to direct performance of the work in accordance with the contract requirements, and is in charge of all construction operations (regardless of who performs the work) and (b) such other of its own organizational resources (supervision, management, and engineering services) as the contracting officer determines is necessary to assure the performance of the contract.

4. No portion of the contract shall be sublet, assigned or otherwise disposed of except with the written consent of the contracting officer, or authorized representative, and such consent when given shall not be construed to relieve the contractor of any responsibility for the fulfillment of the contract. Written consent will be given only after the contracting agency has assured that each subcontract is evidenced in writing and that it contains all pertinent provisions and requirements of the prime contract. (based on long-standing interpretation of 23 CFR 635.116).

5. The 30-percent self-performance requirement of paragraph (1) is not applicable to design-build contracts; however, contracting agencies may establish their own self-performance requirements. 23 CFR 635.116(d).

VII. SAFETY: ACCIDENT PREVENTION

This provision is applicable to all Federal-aid construction contracts and to all related subcontracts.

1. In the performance of this contract the contractor shall comply with all applicable Federal, State, and local laws governing safety, health, and sanitation (23 CFR Part 635). The contractor shall provide all safeguards, safety devices and protective equipment and take any other needed actions as it determines, or as the contracting officer may determine, to be reasonably necessary to protect the life and health of employees on the job and the safety of the public and to protect property in connection with the performance of the work covered by the contract. 23 CFR 635.108.

2. It is a condition of this contract, and shall be made a condition of each subcontract, which the contractor enters into pursuant to this contract, that the contractor and any subcontractor shall not permit any employee, in performance of the contract, to work in surroundings or under conditions which are unsanitary, hazardous or dangerous to his/her health or safety, as determined under construction safety and health standards (29 CFR Part 1926) promulgated by the Secretary of Labor, in accordance with Section 107 of the Contract Work Hours and Safety Standards Act (40 U.S.C. 3704). 29 CFR 1926.10.

3. Pursuant to 29 CFR 1926.3, it is a condition of this contract that the Secretary of Labor or authorized representative thereof, shall have right of entry to any site of contract performance to inspect or investigate the matter of compliance with the construction safety and health standards and to carry out the duties of the Secretary under Section 107 of the Contract Work Hours and Safety Standards Act (40 U.S.C. 3704).

VIII. FALSE STATEMENTS CONCERNING HIGHWAY PROJECTS

This provision is applicable to all Federal-aid construction contracts and to all related subcontracts.

In order to assure high quality and durable construction in conformity with approved plans and specifications and a high degree of reliability on statements and representations made by engineers, contractors, suppliers, and workers on Federal-aid highway projects, it is essential that all persons concerned with the project perform their functions as carefully, thoroughly, and honestly as possible. Willful falsification, distortion, or misrepresentation with respect to any facts related to the project is a violation of Federal law. To prevent any misunderstanding regarding the seriousness of these and similar acts, Form FHWA-1022 shall be posted on each Federal-aid highway project (23 CFR Part 635) in one or more places where it is readily available to all persons concerned with the project:

18 U.S.C. 1020 reads as follows:

"Whoever, being an officer, agent, or employee of the United States, or of any State or Territory, or whoever, whether a person, association, firm, or corporation, knowingly makes any false statement, false representation, or false report as to the character, quality, quantity, or cost of the material used or to be used, or the quantity or quality of the work performed or to be performed, or the cost thereof in connection with the submission of plans, maps, specifications, contracts, or costs of construction on any highway or related project submitted for approval to the Secretary of Transportation; or

Whoever knowingly makes any false statement, false representation, false report or false claim with respect to the character, quality, quantity, or cost of any work performed or to be performed, or materials furnished or to be furnished, in connection with the construction of any highway or related project approved by the Secretary of Transportation; or

Whoever knowingly makes any false statement or false representation as to material fact in any statement, certificate, or report submitted pursuant to provisions of the Federal-aid Roads Act approved July 11, 1916, (39 Stat. 355), as amended and supplemented;

Shall be fined under this title or imprisoned not more than 5 years or both."

IX. IMPLEMENTATION OF CLEAN AIR ACT AND FEDERAL WATER POLLUTION CONTROL ACT (42 U.S.C. 7606; 2 CFR 200.88; EO 11738)

This provision is applicable to all Federal-aid construction contracts in excess of \$150,000 and to all related subcontracts. 48 CFR 2.101; 2 CFR 200.326.

By submission of this bid/proposal or the execution of this contract or subcontract, as appropriate, the bidder, proposer, Federal-aid construction contractor, subcontractor, supplier, or vendor agrees to comply with all applicable standards, orders or regulations issued pursuant to the Clean Air Act (42 U.S.C. 7401-7671q) and the Federal Water Pollution Control Act, as amended (33 U.S.C. 1251-1387). Violations must be reported to the Federal Highway Administration and the Regional Office of the Environmental Protection Agency. 2 CFR Part 200, Appendix II.

The contractor agrees to include or cause to be included the requirements of this Section in every subcontract, and further agrees to take such action as the contracting agency may direct as a means of enforcing such requirements. 2 CFR 200.326.

X. CERTIFICATION REGARDING DEBARMENT, SUSPENSION, INELIGIBILITY AND VOLUNTARY EXCLUSION

This provision is applicable to all Federal-aid construction contracts, design-build contracts, subcontracts, lower-tier subcontracts, purchase orders, lease agreements, consultant contracts or any other covered transaction requiring FHWA approval or that is estimated to cost \$25,000 or more – as defined in 2 CFR Parts 180 and 1200. 2 CFR 180.220 and 1200.220.

1. Instructions for Certification – First Tier Participants:

a. By signing and submitting this proposal, the prospective first tier participant is providing the certification set out below.

b. The inability of a person to provide the certification set out below will not necessarily result in denial of participation in this covered transaction. The prospective first tier participant shall submit an explanation of why it cannot provide the certification set out below. The certification or explanation will be considered in connection with the department or agency's determination whether to enter into this transaction. However, failure of the prospective first tier participant to furnish a certification or an explanation shall disqualify such a person from participation in this transaction. 2 CFR 180.320.

c. The certification in this clause is a material representation of fact upon which reliance was placed when the contracting agency determined to enter into this transaction. If it is later determined that the prospective participant knowingly rendered an erroneous certification, in addition to other remedies available to the Federal Government, the contracting agency may terminate this transaction for cause of default. 2 CFR 180.325.

d. The prospective first tier participant shall provide immediate written notice to the contracting agency to whom this proposal is submitted if any time the prospective first tier participant learns that its certification was erroneous when submitted or has become erroneous by reason of changed circumstances. 2 CFR 180.345 and 180.350.

e. The terms "covered transaction," "debarred," "suspended," "ineligible," "participant," "person," "principal," and "voluntarily excluded," as used in this clause, are defined in 2 CFR Parts 180, Subpart I, 180.900-180.1020, and 1200. "First Tier Covered Transactions" refers to any covered transaction between a recipient or subrecipient of Federal funds and a participant (such as the prime or general contract). "Lower Tier Covered Transactions" refers to any covered transaction under a First Tier Covered Transaction (such as subcontracts). "First Tier Participant" refers to the participant who has entered into a covered transaction with a recipient or subrecipient of Federal funds (such as the prime or general contractor). "Lower Tier Participant" refers any participant who has entered into a covered transaction with a First Tier Participant or other Lower Tier Participants (such as subcontractors and suppliers).

f. The prospective first tier participant agrees by submitting this proposal that, should the proposed covered transaction be entered into, it shall not knowingly enter into any lower tier covered transaction with a person who is debarred, suspended, declared ineligible, or voluntarily excluded from participation in this covered transaction, unless authorized by the department or agency entering into this transaction. 2 CFR 180.330.

g. The prospective first tier participant further agrees by submitting this proposal that it will include the clause titled "Certification Regarding Debarment, Suspension, Ineligibility and Voluntary Exclusion-Lower Tier Covered Transactions," provided by the department or contracting agency, entering into this covered transaction, without modification, in all lower tier covered transactions and in all solicitations for lower tier covered transactions exceeding the \$25,000 threshold. 2 CFR 180.220 and 180.300.

h. A participant in a covered transaction may rely upon a certification of a prospective participant in a lower tier covered transaction that is not debarred, suspended, ineligible, or voluntarily excluded from the covered transaction, unless it knows that the certification is erroneous. 2 CFR 180.300; 180.320, and 180.325. A participant is responsible for ensuring that its principals are not suspended, debarred, or otherwise ineligible to participate in covered transactions. 2 CFR 180.335. To verify the eligibility of its principals, as well as the eligibility of any lower tier prospective participants, each participant may, but is not required to, check the System for Award Management website (<https://www.sam.gov>). 2 CFR 180.300, 180.320, and 180.325.

i. Nothing contained in the foregoing shall be construed to require the establishment of a system of records in order to render in good faith the certification required by this clause. The knowledge and information of the prospective participant is not required to exceed that which is normally possessed by a prudent person in the ordinary course of business dealings.

j. Except for transactions authorized under paragraph (f) of these instructions, if a participant in a covered transaction knowingly enters into a lower tier covered transaction with a person who is suspended, debarred, ineligible, or voluntarily excluded from participation in this transaction, in addition to other remedies available to the Federal Government, the department or agency may terminate this transaction for cause or default. 2 CFR 180.325.

* * * * *

2. Certification Regarding Debarment, Suspension, Ineligibility and Voluntary Exclusion – First Tier Participants:

a. The prospective first tier participant certifies to the best of its knowledge and belief, that it and its principals:

(1) Are not presently debarred, suspended, proposed for debarment, declared ineligible, or voluntarily excluded from participating in covered transactions by any Federal department or agency, 2 CFR 180.335;.

(2) Have not within a three-year period preceding this proposal been convicted of or had a civil judgment rendered against them for commission of fraud or a criminal offense in connection with obtaining, attempting to obtain, or performing a public (Federal, State, or local) transaction or contract under a public transaction; violation of Federal or State antitrust statutes or commission of embezzlement, theft, forgery, bribery, falsification or destruction of records, making false statements, or receiving stolen property, 2 CFR 180.800;

(3) Are not presently indicted for or otherwise criminally or civilly charged by a governmental entity (Federal, State or local) with commission of any of the offenses enumerated in paragraph (a)(2) of this certification, 2 CFR 180.700 and 180.800; and

(4) Have not within a three-year period preceding this application/proposal had one or more public transactions (Federal, State or local) terminated for cause or default. 2 CFR 180.335(d).

(5) Are not a corporation that has been convicted of a felony violation under any Federal law within the two-year period preceding this proposal (USDOT Order 4200.6 implementing appropriations act requirements); and

(6) Are not a corporation with any unpaid Federal tax liability that has been assessed, for which all judicial and administrative remedies have been exhausted, or have lapsed, and that is not being paid in a timely manner pursuant to an agreement with the authority responsible for collecting the tax liability (USDOT Order 4200.6 implementing appropriations act requirements).

b. Where the prospective participant is unable to certify to any of the statements in this certification, such prospective participant should attach an explanation to this proposal. 2 CFR 180.335 and 180.340.

3. Instructions for Certification - Lower Tier Participants:

(Applicable to all subcontracts, purchase orders, and other lower tier transactions requiring prior FHWA approval or estimated to cost \$25,000 or more - 2 CFR Parts 180 and 1200). 2 CFR 180.220 and 1200.220.

a. By signing and submitting this proposal, the prospective lower tier participant is providing the certification set out below.

b. The certification in this clause is a material representation of fact upon which reliance was placed when this transaction was entered into. If it is later determined that the prospective lower tier participant knowingly rendered an erroneous certification, in addition to other remedies available to the Federal Government, the department, or agency with which this transaction originated may pursue available remedies, including suspension and/or debarment.

c. The prospective lower tier participant shall provide immediate written notice to the person to which this proposal is submitted if at any time the prospective lower tier participant learns that its certification was erroneous by reason of changed circumstances. 2 CFR 180.365.

d. The terms "covered transaction," "debarred," "suspended," "ineligible," "participant," "person," "principal," and "voluntarily excluded," as used in this clause, are defined in 2 CFR Parts 180, Subpart I, 180.900 – 180.1020, and 1200. You may contact the person to which this proposal is submitted for assistance in obtaining a copy of those regulations. "First Tier Covered Transactions" refers to any covered transaction between a recipient or subrecipient of Federal funds and a participant (such as the prime or general contractor). "Lower Tier Covered Transactions" refers to any covered transaction under a First Tier Covered Transaction (such as subcontracts). "First Tier Participant" refers to the participant who has entered into a covered transaction with a recipient or subrecipient of Federal funds (such as the prime or general contractor). "Lower Tier Participant" refers any participant who has entered into a covered transaction with a First Tier Participant or other Lower Tier Participants (such as subcontractors and suppliers).

e. The prospective lower tier participant agrees by submitting this proposal that, should the proposed covered transaction be entered into, it shall not knowingly enter into any lower tier covered transaction with a person who is debarred, suspended, declared ineligible, or voluntarily excluded from participation in this covered transaction, unless authorized by the department or agency with which this transaction originated. 2 CFR 1200.220 and 1200.332.

f. The prospective lower tier participant further agrees by submitting this proposal that it will include this clause titled "Certification Regarding Debarment, Suspension, Ineligibility and Voluntary Exclusion-Lower Tier Covered Transaction," without modification, in all lower tier covered transactions and in all solicitations for lower tier covered transactions exceeding the \$25,000 threshold. 2 CFR 180.220 and 1200.220.

g. A participant in a covered transaction may rely upon a certification of a prospective participant in a lower tier covered transaction that is not debarred, suspended, ineligible, or voluntarily excluded from the covered transaction, unless it knows that the certification is erroneous. A participant is responsible for ensuring that its principals are not suspended, debarred, or otherwise ineligible to participate in covered transactions. To verify the eligibility of its principals, as well as the eligibility of any lower tier prospective participants, each participant may, but is not required to, check the System for Award Management website (<https://www.sam.gov/>), which is compiled by the General Services Administration. 2 CFR 180.300, 180.320, 180.330, and 180.335.

h. Nothing contained in the foregoing shall be construed to require establishment of a system of records in order to render in good faith the certification required by this clause. The knowledge and information of participant is not required to exceed that which is normally possessed by a prudent person in the ordinary course of business dealings.

i. Except for transactions authorized under paragraph e of these instructions, if a participant in a covered transaction knowingly enters into a lower tier covered transaction with a person who is suspended, debarred, ineligible, or voluntarily excluded from participation in this transaction, in addition to other remedies available to the Federal Government, the department or agency with which this transaction originated may pursue available remedies, including suspension and/or debarment. 2 CFR 180.325.

Certification Regarding Debarment, Suspension, Ineligibility and Voluntary Exclusion--Lower Tier Participants:

1. The prospective lower tier participant certifies, by submission of this proposal, that neither it nor its principals:

(a) is presently debarred, suspended, proposed for debarment, declared ineligible, or voluntarily excluded from participating in covered transactions by any Federal department or agency, 2 CFR 180.355;

(b) is a corporation that has been convicted of a felony violation under any Federal law within the two-year period preceding this proposal (USDOT Order 4200.6 implementing appropriations act requirements); and

(c) is a corporation with any unpaid Federal tax liability that has been assessed, for which all judicial and administrative remedies have been exhausted, or have lapsed, and that is not being paid in a timely manner pursuant to an agreement with the authority responsible for collecting the tax liability. (USDOT Order 4200.6 implementing appropriations act requirements)

2. Where the prospective lower tier participant is unable to certify to any of the statements in this certification, such prospective participant should attach an explanation to this proposal.

XI. CERTIFICATION REGARDING USE OF CONTRACT FUNDS FOR LOBBYING

This provision is applicable to all Federal-aid construction contracts and to all related subcontracts which exceed \$100,000. 49 CFR Part 20, App. A.

1. The prospective participant certifies, by signing and submitting this bid or proposal, to the best of his or her knowledge and belief, that:

a. No Federal appropriated funds have been paid or will be paid, by or on behalf of the undersigned, to any person for influencing or attempting to influence an officer or employee of any Federal agency, a Member of Congress, an officer or employee of Congress, or an employee of a Member of Congress in connection with the awarding of any Federal contract, the making of any Federal grant, the making of any Federal loan, the entering into of any cooperative agreement, and the extension, continuation, renewal, amendment, or modification of any Federal contract, grant, loan, or cooperative agreement.

b. If any funds other than Federal appropriated funds have been paid or will be paid to any person for influencing or attempting to influence an officer or employee of any Federal agency, a Member of Congress, an officer or employee of Congress, or an employee of a Member of Congress in connection with this Federal contract, grant, loan, or cooperative agreement, the undersigned shall complete and submit Standard Form-LLL, "Disclosure Form to Report Lobbying," in accordance with its instructions.

2. This certification is a material representation of fact upon which reliance was placed when this transaction was made or entered into. Submission of this certification is a prerequisite for making or entering into this transaction imposed by 31 U.S.C. 1352. Any person who fails to file the required certification shall be subject to a civil penalty of not less than \$10,000 and not more than \$100,000 for each such failure.

3. The prospective participant also agrees by submitting its bid or proposal that the participant shall require that the language of this certification be included in all lower tier subcontracts, which exceed \$100,000 and that all such recipients shall certify and disclose accordingly.

XII. USE OF UNITED STATES-FLAG VESSELS:

This provision is applicable to all Federal-aid construction contracts, design-build contracts, subcontracts, lower-tier subcontracts, purchase orders, lease agreements, or any other covered transaction. 46 CFR Part 381.

This requirement applies to material or equipment that is acquired for a specific Federal-aid highway project. 46 CFR 381.7. It is not applicable to goods or materials that come into inventories independent of an FHWA funded-contract.

When oceanic shipments (or shipments across the Great Lakes) are necessary for materials or equipment acquired for a specific Federal-aid construction project, the bidder, proposer, contractor, subcontractor, or vendor agrees:

1. To utilize privately owned United States-flag commercial vessels to ship at least 50 percent of the gross tonnage (computed separately for dry bulk carriers, dry cargo liners, and tankers) involved, whenever shipping any equipment, material, or commodities pursuant to this contract, to the extent such vessels are available at fair and reasonable rates for United States-flag commercial vessels. 46 CFR 381.7.

2. To furnish within 20 days following the date of loading for shipments originating within the United States or within 30 working days following the date of loading for shipments originating outside the United States, a legible copy of a rated, 'on-board' commercial ocean bill-of-lading in English for each shipment of cargo described in paragraph (b)(1) of this section to both the Contracting Officer (through the prime contractor in the case of subcontractor bills-of-lading) and to the Office of Cargo and Commercial Sealift (MAR-620), Maritime Administration, Washington, DC 20590. (MARAD requires copies of the ocean carrier's (master) bills of lading, certified onboard, dated, with rates and charges. These bills of lading may contain business sensitive information and therefore may be submitted directly to MARAD by the Ocean Transportation Intermediary on behalf of the contractor). 46 CFR 381.7.

12. FEMALE AND MINORITY GOALS

To comply with Section II, "Nondiscrimination," of "Required Contract Provisions Federal-Aid Construction Contracts," the following are for female and minority utilization goals for Federal-aid construction contracts and subcontracts that exceed \$10,000:

The nationwide goal for female utilization is 6.9 percent.

The goals for minority utilization (45 Fed Reg 65984 (10/3/1980)) are as follows:

MINORITY UTILIZATION GOALS

	Economic Area	Goal (Percent)
174	Redding CA: Non-SMSA (Standard Metropolitan Statistical Area) Counties: CA Lassen; CA Modoc; CA Plumas; CA Shasta; CA Siskiyou; CA Tehama	6.8
175	Eureka, CA Non-SMSA Counties: CA Del Norte; CA Humboldt; CA Trinity	6.6
176	San Francisco-Oakland-San Jose, CA: SMSA Counties: 7120 Salinas-Seaside-Monterey, CA	28.9
	CA Monterey	25.6
	7360 San Francisco-Oakland	
	CA Alameda; CA Contra Costa; CA Marin; CA San Francisco; CA San Mateo	
	7400 San Jose, CA	19.6
	CA Santa Clara, CA	
	7485 Santa Cruz, CA	14.9
	CA Santa Cruz	
177	7500 Santa Rosa	9.1
	CA Sonoma	
	8720 Vallejo-Fairfield-Napa, CA	17.1
	CA Napa; CA Solano	
	Non-SMSA Counties: CA Lake; CA Mendocino; CA San Benito	23.2
177	Sacramento, CA: SMSA Counties: 6920 Sacramento, CA	16.1
	CA Placer; CA Sacramento; CA	
	Yolo Non-SMSA Counties	14.3
	CA Butte; CA Colusa; CA El Dorado; CA Glenn; CA Nevada; CA Sierra; CA Sutter; CA Yuba	
178	Stockton-Modesto, CA: SMSA Counties: 5170 Modesto, CA	12.3
	CA Stanislaus	
	8120 Stockton, CA	24.3
	CA San Joaquin	
	Non-SMSA Counties CA Alpine; CA Amador; CA Calaveras; CA Mariposa; CA Merced; CA Tuolumne	19.8
179	Fresno-Bakersfield, CA SMSA Counties: 0680 Bakersfield, CA	19.1
	CA Kern	
	2840 Fresno, CA	26.1

	CA Fresno Non-SMSA Counties: CA Kings; CA Madera; CA Tulare	23.6
180	Los Angeles, CA: SMSA Counties: 0360 Anaheim-Santa Ana-Garden Grove, CA CA Orange 4480 Los Angeles-Long Beach, CA CA Los Angeles 6000 Oxnard-Simi Valley-Ventura, CA CA Ventura 6780 Riverside-San Bernardino-Ontario, CA CA Riverside; CA San Bernardino 7480 Santa Barbara-Santa Maria-Lompoc, CA CA Santa Barbara Non-SMSA Counties CA Inyo; CA Mono; CA San Luis Obispo	11.9 28.3 21.5 19.0 19.7 24.6
181	San Diego, CA: SMSA Counties 7320 San Diego, CA CA San Diego Non-SMSA Counties CA Imperial	16.9 18.2

For the last full week of July during which work is performed under the contract, the prime contractor and each non material-supplier subcontractor with a subcontract of \$10,000 or more must complete Form FHWA PR-1391 (Appendix C to 23 CFR 230). Submit the forms by August 15.

13. TITLE VI ASSURANCES

The U.S. Department of Transportation Order No.1050.2A requires all federal-aid Department of Transportation contracts between an agency and a contractor to contain Appendix A and E. Appendix B only requires inclusion if the contract impacts deeds effecting or recording the transfer of real property, structures, or improvements thereon, or granting interest therein. Appendices C and D only require inclusion if the contract impacts deeds, licenses, leases, permits, or similar instruments entered into by the recipient.

APPENDIX A

During the performance of this Agreement, the contractor, for itself, its assignees and successors in interest (hereinafter collectively referred to as CONTRACTOR) agrees as follows:

- a. Compliance with Regulations: CONTRACTOR shall comply with the regulations relative to nondiscrimination in federally assisted programs of the Department of Transportation, Title 49, Code of Federal Regulations, Part 21, as they may be amended from time to time, (hereinafter referred to as the REGULATIONS), which are herein incorporated by reference and made a part of this agreement.
- b. Nondiscrimination: CONTRACTOR, with regard to the work performed by it during the AGREEMENT, shall not discriminate on the grounds of race, color, sex, national origin, religion, age, or disability in the selection and retention of sub-applicants, including procurements of materials and leases of equipment. CONTRACTOR shall not participate either directly or indirectly in the discrimination prohibited by Section 21.5 of the Regulations, including employment practices when the agreement covers a program set forth in Appendix B of the Regulations.
- c. Solicitations for Sub-agreements, Including Procurements of Materials and Equipment: In all solicitations either by competitive bidding or negotiation made by CONTRACTOR for work to be performed under a Sub- agreement, including procurements of materials or leases of equipment,

each potential sub-applicant or supplier shall be notified by CONTRACTOR of the CONTRACTOR'S obligations under this Agreement and the Regulations relative to nondiscrimination on the grounds of race, color, or national origin.

- d. Information and Reports: CONTRACTOR shall provide all information and reports required by the Regulations, or directives issued pursuant thereto, and shall permit access to its books, records, accounts, other sources of information, and its facilities as may be determined by the recipient or FHWA to be pertinent to ascertain compliance with such Regulations or directives. Where any information required of CONTRACTOR is in the exclusive possession of another who fails or refuses to furnish this information, CONTRACTOR shall so certify to the recipient or FHWA as appropriate, and shall set forth what efforts CONTRACTOR has made to obtain the information.
- e. Sanctions for Noncompliance: In the event of CONTRACTOR's noncompliance with the nondiscrimination provisions of this agreement, the recipient shall impose such agreement sanctions as it or the FHWA may determine to be appropriate, including, but not limited to:
 - i. withholding of payments to CONTRACTOR under the Agreement within a reasonable period of time, not to exceed 90 days; and/or
 - ii. cancellation, termination or suspension of the Agreement, in whole or in part.
- f. Incorporation of Provisions: CONTRACTOR shall include the provisions of paragraphs (1) through (6) in every sub-agreement, including procurements of materials and leases of equipment, unless exempt by the Regulations, or directives issued pursuant thereto.

CONTRACTOR shall take such action with respect to any sub-agreement or procurement as the recipient or FHWA may direct as a means of enforcing such provisions including sanctions for noncompliance, provided, however, that, in the event CONTRACTOR becomes involved in, or is threatened with, litigation with a sub-applicant or supplier as a result of such direction, CONTRACTOR may request the recipient enter into such litigation to protect the interests of the State, and, in addition, CONTRACTOR may request the United States to enter into such litigation to protect the interests of the United States.

APPENDIX E

During the performance of this contract, the contractor, for itself, its assignees, and successors in interest (hereinafter referred to as the "contractor") agrees to comply with the following non-discrimination statutes and authorities, including, but not limited to:

Pertinent Non-Discrimination Authorities:

- Title VI of the Civil Rights Act of 1964 (42 U.S.C. § 2000d et seq., 78 stat. 252), prohibits discrimination on the basis of race, color, national origin); and 49 CFR Part 21.
- The Uniform Relocation Assistance and Real Property Acquisition Policies Act of 1970, (42 U.S.C. § 4601), (prohibits unfair treatment of persons displaced or whose property has been acquired because of Federal or Federal-aid programs and projects);
- Federal-Aid Highway Act of 1973, (23 U.S.C. § 324 et seq.), prohibits discrimination on the basis of sex;
- Section 504 of the Rehabilitation Act of 1973, (29 U.S.C. § 794 et seq.), as amended, (prohibits discrimination on the basis of disability); and 49 CR Part 27;
- The Age Discrimination Act of 1975, as amended, (42 U.S.C. § 6101 et seq.), prohibits discrimination on the basis of age);
- Airport and Airway Improvement Act of 1982, (49 U.S.C. § 471, Section 47123), as amended, (prohibits discrimination based on race, creed, color, national origin, or sex);
- The Civil Rights Restoration Act of 1987, (PL 100-209), (Broadened the scope, coverage and applicability of Title VI of the Civil Rights Act of 1964, The Age Discrimination Act of 1975 and Section 504 of the Rehabilitation Act of 1973, by expanding the definition of the terms "programs or activities" to include all of the programs or activities of the Federal-aid recipients, sub-recipients and contractors, whether such programs or activities are Federally funded or not);

-
- Titles II and III of the Americans with Disabilities Act, which prohibit discrimination on the basis of disability in the operation of public entities, public and private transportation systems, places of public accommodation, and certain testing entities (42 U.S.C. §§ 12131 – 12189) as implemented by Department of Transportation regulations 49 C.F.R. parts 37 and 38;
 - The Federal Aviation Administration's Non-discrimination statute (49 U.S.C. § 47123) (prohibits discrimination on the basis of race, color, national origin, and sex);
 - Executive Order 12898, Federal Actions to Address Environmental Justice in Minority Populations and Low-Income Populations, which ensures discrimination against minority populations by discouraging programs, policies, and activities with disproportionately high and adverse human health or environmental effects on minority and low-income populations;
 - Executive Order 13166, Improving Access to Services for Persons with Limited English Proficiency, and resulting agency guidance, national origin discrimination includes discrimination because of limited English proficiency (LEP). To ensure compliance with Title VI, you must take reasonable steps to ensure that LEP persons have meaningful access to your programs (70 Fed. Reg. at 74087 to 74100);
 - Title IX of the Education Amendments of 1972, as amended, which prohibits you from discriminating because of sex in education programs or activities (20 U.S.C. 1681 et seq).

Federal Trainee Program Special Provisions
(to be used when applicable)**14. FEDERAL TRAINEE PROGRAM**

For the Federal training program, the number of trainees or apprentices is listed on the Notice to Bidders.

This section applies if a number of trainees or apprentices is specified in the special provisions.

As part of the prime contractor's equal opportunity affirmative action program, provide on-the-job training to develop full journeymen in the types of trades or job classifications involved.

The prime contractor has primary responsibility for meeting this training requirement.

If the prime contractor subcontracts a contract part, they shall determine how many trainees or apprentices are to be trained by the subcontractor. Include these training requirements in each subcontract.

Where feasible, 25 percent of apprentices or trainees in each occupation must be in their 1st year of apprenticeship or training.

Distribute the number of apprentices or trainees among the work classifications on the basis of the prime contractor's needs and the availability of journeymen in the various classifications within a reasonable recruitment area.

Before starting work, the prime contractor shall submit to the County of Fresno.

1. Number of apprentices or trainees to be trained for each classification
2. Training program to be used
3. Training starting date for each classification

The prime contractor shall obtain the County of Fresno's approval for this submitted information before the prime contractor starts work. The County of Fresno credits the prime contractor for each apprentice or trainee the prime contractor employs on the job who is currently enrolled or becomes enrolled in an approved program.

The primary objective of this section is to train and upgrade minorities and women toward journeyman status. The prime contractor shall make every effort to enroll minority and women apprentices or trainees, such as conducting systematic and direct recruitment through public and private sources likely to yield minority and women apprentices or trainees, to the extent they are available within a reasonable recruitment area and show that they have made the efforts. In making these efforts, the prime contractor shall not discriminate against any applicant for training.

The prime contractor shall not employ as an apprentice or trainee an employee:

1. In any classification in which the employee has successfully completed a training course leading to journeyman status or in which the employee has been employed as a journeyman
2. Who is not registered in a program approved by the US Department of Labor, Bureau of Apprenticeship and Training

The prime contractor shall ask the employee if the employee has successfully completed a training course leading to journeyman status or has been employed as a journeyman. The prime contractor's records must show the employee's answers to the questions.

In the training program, the prime contractor shall establish the minimum length and training type for each classification. The County of Fresno and FHWA approves a program if one of the following is met:

1. It is calculated to:
 - Meet the equal employment opportunity responsibilities
 - Qualify the average apprentice or trainee for journeyman status in the classification involved by the end of the training period
2. It is registered with the U.S. Department of Labor, Bureau of Apprenticeship and Training, and it is administered in a way consistent with the equal employment responsibilities of Federal-aid highway construction contracts

The prime contractor shall obtain the State's approval for their training program before they start work involving the classification covered by the program.

The prime contractor shall provide training in the construction crafts, not in clerk-typist or secretarial-type positions. Training is allowed in lower level management positions such as office engineers, estimators, and timekeepers if the training is oriented toward construction applications. Training is allowed in the laborer classification if significant and meaningful training is provided and approved by the division office. Off-site training is allowed if the training is an integral part of an approved training program and does not make up a significant part of the overall training.

The County of Fresno reimburses the prime contractor 80 cents per hour of training given an employee on this contract under an approved training program:

1. For on-site training
2. For off-site training if the apprentice or trainee is currently employed on a Federal-aid project and prime contractor does at least one of the following:
 - a. Contribute to the cost of the training
 - b. Provide the instruction to the apprentice or trainee
 - c. Pay the apprentice's or trainee's wages during the off-site training period
3. If the prime contractor complies with this section.

Each apprentice or trainee must:

1. Begin training on the project as soon as feasible after the start of work involving the apprentice's or trainee's skill
2. Remain on the project as long as training opportunities exist in the apprentice's or trainee's work classification or until the apprentice or trainee has completed the training program

The prime contractor shall furnish the apprentice or trainee with a copy of the program that the prime contractor will comply with in providing the training.

15. PROHIBITION OF CERTAIN TELECOMMUNICATIONS AND VIDEO SURVEILLANCE EQUIPMENT AND SERVICES

In response to significant national security concerns, the agency shall check the prohibited vendor list before making any telecommunications and video surveillance purchase because recipients and subrecipients of federal funds are prohibited from obligating or expending loan or grant funds to:

- Procure or obtain;
- Extend or renew a contract to procure or obtain; or
- Enter into a contract (or extend or renew a contract) to procure or obtain equipment, services, or systems that uses covered telecommunications equipment or services as a substantial or essential component of any system, or as critical technology as part of any system.

The prohibited vendors (and their subsidiaries or affiliates) are:

- Huawei Technologies Company;
- ZTE Corporation;
- Hytera Communications Corporation;
- Hangzhou Hikvision Digital Technology Company;
- Dahua Technology Company; and
- Subsidiaries or affiliates of the above-mentioned companies.

In implementing the prohibition, the agency administering loan, grant, or subsidy programs shall prioritize available funding and technical support to assist affected businesses, institutions and organizations as is reasonably necessary for those affected entities to transition from covered communications equipment and services, to procure replacement equipment and services, and to ensure that communications service to users and customers is sustained.

The contractors should furnish telecommunications and video surveillance equipment with a certificate of compliance. The certificate must state telecommunications and video surveillance equipment was not procured or obtained from manufacturers identified in the above list.

Exhibit B Minimum Federal Wage Rates Determination

"General Decision Number: CA20230018 03/31/2023

Superseded General Decision Number: CA20220018

State: California

Construction Types: Building, Heavy (Heavy and Dredging) and Highway

Counties: Alameda, Calaveras, Contra Costa, Fresno, Kings, Madera, Mariposa, Merced, Monterey, San Benito, San Francisco, San Joaquin, San Mateo, Santa Clara, Santa Cruz, Stanislaus and Tuolumne Counties in California.

BUILDING CONSTRUCTION PROJECTS; DREDGING PROJECTS (does not include hopper dredge work); HEAVY CONSTRUCTION PROJECTS (does not include water well drilling); HIGHWAY CONSTRUCTION PROJECTS

Note: Contracts subject to the Davis-Bacon Act are generally required to pay at least the applicable minimum wage rate required under Executive Order 14026 or Executive Order 13658. Please note that these Executive Orders apply to covered contracts entered into by the federal government that are subject to the Davis-Bacon Act itself, but do not apply to contracts subject only to the Davis-Bacon Related Acts, including those set forth at 29 CFR 5.1(a)(2)-(60).

If the contract is entered into on or after January 30, 2022, or the contract is renewed or extended (e.g., an option is exercised) on or after January 30, 2022:	<ul style="list-style-type: none">. Executive Order 14026 generally applies to the contract.. The contractor must pay all covered workers at least \$16.20 per hour (or the applicable wage rate listed on this wage determination, if it is higher) for all hours spent performing on the contract in 2023.
If the contract was awarded on or between January 1, 2015 and January 29, 2022, and the contract is not renewed or extended on or after January 30, 2022:	<ul style="list-style-type: none">. Executive Order 13658 generally applies to the contract.. The contractor must pay all covered workers at least \$12.15 per hour (or the applicable wage rate listed on this wage determination, if it is higher) for all hours spent performing on that contract in 2023.

The applicable Executive Order minimum wage rate will be adjusted annually. If this contract is covered by one of the Executive Orders and a classification considered necessary for performance of work on the contract does not appear on this wage determination, the contractor must still submit a conformance request.

Additional information on contractor requirements and worker

protections under the Executive Orders is available at
<http://www.dol.gov/whd/govcontracts>.

Modification Number	Publication Date
0	01/06/2023
1	01/13/2023
2	01/20/2023
3	02/10/2023
4	02/24/2023
5	03/03/2023
6	03/10/2023
7	03/17/2023
8	03/31/2023

* ASBE0016-004 01/01/2021

AREA 1: CALAVERAS, FRESNO, KINGS, MADERA, MARIPOSA, MERCED,
MONTEREY, SAN BENITO, SAN JOAQUIN, SANTA CRUZ, STANISLAUS &
TOULMNE COUNTIES

AREA 2: ALAMEDA, CONTRA COSTA, SAN FRANCISCO, SAN MATEO & SANTA
CLARA COUNTIES

	Rates	Fringes
--	-------	---------

Asbestos Removal
worker/hazardous material
handler (Includes
preparation, wetting,
stripping, removal,
scrapping, vacuuming, bagging
and disposing of all
insulation materials from
mechanical systems, whether
they contain asbestos or not)

Area 1.....	\$ 30.45	10.60
Area 2.....	\$ 36.53	9.27

* ASBE0016-008 02/01/2023

AREA 1: ALAMEDA, CONTRA COSTA, MONTEREY, SAN BENITO, SAN
FRANCISCO, SAN MATEO, SANTA CLARA, & SANTA CRUZ

AREA 2: CALAVERAS, COLUSA, FRESNO, KINGS, MADERA, MARIPOSA,
MERCED, SAN JOAQUIN, STANISLAUS, & TUOLUMNE

	Rates	Fringes
--	-------	---------

Asbestos Workers/Insulator
(Includes the application of
all insulating materials,
Protective Coverings,
Coatings, and Finishes to all
types of mechanical systems)

Area 1.....	\$ 80.91	23.82
Area 2.....	\$ 62.26	23.82

BOIL0549-001 01/01/2021

AREA 1: ALAMEDA, CONTRA COSTA, SAN FRANCISCO, SAN MATEO & SANTA
CLARA COUNTIES

AREA 2: REMAINING COUNTIES

	Rates	Fringes
BOILERMAKER		
Area 1.....	\$ 49.62	41.27
Area 2.....	\$ 45.60	38.99

BRCA0003-001 08/01/2022

	Rates	Fringes
MARBLE FINISHER.....	\$ 39.20	18.31

BRCA0003-003 08/01/2022

	Rates	Fringes
MARBLE MASON.....	\$ 56.98	28.54

BRCA0003-005 05/01/2022

	Rates	Fringes
BRICKLAYER		
(1) Fresno, Kings, Madera, Mariposa, Merced....	\$ 47.88	23.29
(7) San Francisco, San Mateo.....	\$ 53.69	26.03
(8) Alameda, Contra Costa, San Benito, Santa Clara.....	\$ 53.61	23.81
(9) Calaveras, San Joaquin, Stanislaus, Toulumne.....	\$ 45.12	21.55
(16) Monterey, Santa Cruz...	\$ 50.78	25.42

BRCA0003-008 07/01/2022

	Rates	Fringes
TERRAZZO FINISHER.....	\$ 41.93	18.98
TERRAZZO WORKER/SETTER.....	\$ 56.84	27.53

BRCA0003-011 04/01/2022

AREA 1: Alameda, Contra Costa, Monterey, San Benito, San Francisco, San Mateo, Santa Clara, Santa Cruz

AREA 2: Calaveras, San Joaquin, Stanislaus, Tuolumne

AREA 3: Fresno, Kings, Madera, Mariposa, Merced

	Rates	Fringes
TILE FINISHER		
Area 1.....	\$ 33.86	17.54
Area 2.....	\$ 30.90	17.67
Area 3.....	\$ 29.89	16.80
Tile Layer		
Area 1.....	\$ 55.41	20.50
Area 2.....	\$ 50.66	20.40
Area 3.....	\$ 45.76	19.92

CARP0022-001 07/01/2021

San Francisco County

	Rates	Fringes
Carpenters		
Bridge Builder/Highway Carpenter.....	\$ 54.85	31.49
Hardwood Floorlayer, Shingler, Power Saw Operator, Steel Scaffold & Steel Shoring Erector, Saw Filer.....	\$ 55.00	31.49
Journeyman Carpenter.....	\$ 54.85	31.49
Millwright.....	\$ 54.95	33.08

CARP0034-001 07/01/2021

	Rates	Fringes
Diver		
Assistant Tender, ROV Tender/Technician.....	\$ 54.10	34.69
Diver standby.....	\$ 60.51	34.69
Diver Tender.....	\$ 59.51	34.69
Diver wet.....	\$ 103.62	34.69
Manifold Operator (mixed gas).....	\$ 64.51	34.69
Manifold Operator (Standby).	\$ 59.51	34.69

DEPTH PAY (Surface Diving):

050 to 100 ft	\$2.00 per foot
101 to 150 ft	\$3.00 per foot
151 to 220 ft	\$4.00 per foot
221 ft.-deeper	\$5.00 per foot

SATURATION DIVING:

The standby rate shall apply until saturation starts. The saturation diving rate applies when divers are under pressure continuously until work task and decompression are complete. The diver rate shall be paid for all saturation hours.

DIVING IN ENCLOSURES:

Where it is necessary for Divers to enter pipes or tunnels, or other enclosures where there is no vertical ascent, the following premium shall be paid: Distance traveled from entrance 26 feet to 300 feet: \$1.00 per foot. When it is necessary for a diver to enter any pipe, tunnel or other enclosure less than 48" in height, the premium will be \$1.00 per foot.

WORK IN COMBINATION OF CLASSIFICATIONS:

Employees working in any combination of classifications within the diving crew (except dive supervisor) in a shift are paid in the classification with the highest rate for that shift.

CARP0034-003 07/01/2021

Rates	Fringes
-------	---------

Piledriver.....\$ 54.10 34.69

CARP0035-007 07/01/2020

AREA 1: Alameda, Contra Costa, San Francisco, San Mateo, Santa Clara counties

AREA 2: Monterey, San Benito, Santa Cruz Counties

AREA 3: Calaveras, Fresno, Kings, Madera, Mariposa, Merced, San Joaquin, Stanislaus, Tuolumne Counties

Rates Fringes

Modular Furniture Installer

Area 1

Installer.....\$ 28.76 22.53

Lead Installer.....\$ 32.21 23.03

Master Installer.....\$ 36.43 23.03

Area 2

Installer.....\$ 26.11 22.53

Lead Installer.....\$ 29.08 23.03

Master Installer.....\$ 32.71 23.03

Area 3

Installer.....\$ 25.16 22.53

Lead Installer.....\$ 27.96 23.03

Master Installer.....\$ 31.38 23.03

CARP0035-008 08/01/2020

AREA 1: Alameda, Contra Costa, San Francisco, San Mateo, Santa Clara counties

AREA 2: Monterey, San Benito, Santa Cruz Counties

AREA 3: San Joaquin

AREA 4: Calaveras, Fresno, Kings, Madera, Mariposa, Merced, Stanislaus, Tuolumne Counties

Rates Fringes

Drywall Installers/Lathers:

Area 1.....\$ 52.65 31.26

Area 2.....\$ 46.77 31.26

Area 3.....\$ 47.27 31.26

Area 4.....\$ 45.92 31.26

Drywall Stocker/Scraper

Area 1.....\$ 26.33 18.22

Area 2.....\$ 23.39 18.22

Area 3.....\$ 23.64 18.22

Area 4.....\$ 22.97 18.22

CARP0152-001 07/01/2020

Contra Costa County

Rates Fringes

Carpenters

Bridge Builder/Highway

Carpenter.....\$ 52.65 30.82

Hardwood Floorlayer,

Shingler, Power Saw		
Operator, Steel Scaffold &		
Steel Shoring Erector, Saw		
Filer.....	\$ 52.80	30.82
Journeyman Carpenter.....	\$ 52.65	30.82
Millwright.....	\$ 52.75	32.41

CARP0152-002 07/01/2020

San Joaquin County

	Rates	Fringes
--	-------	---------

Carpenters

Bridge Builder/Highway		
Carpenter.....	\$ 52.65	30.82
Hardwood Floorlayer,		
Shingler, Power Saw		
Operator, Steel Scaffold &		
Steel Shoring Erector, Saw		
Filer.....	\$ 46.92	30.82
Journeyman Carpenter.....	\$ 46.77	30.82
Millwright.....	\$ 49.27	32.41

CARP0152-004 07/01/2020

Calaveras, Mariposa, Merced, Stanislaus and Tuolumne Counties

	Rates	Fringes
--	-------	---------

Carpenters

Bridge Builder/Highway		
Carpenter.....	\$ 52.65	30.82
Hardwood Floorlayer,		
Shingler, Power Saw		
Operator, Steel Scaffold &		
Steel Shoring Erector, Saw		
Filer.....	\$ 45.57	30.82
Journeyman Carpenter.....	\$ 45.42	30.82
Millwright.....	\$ 47.92	32.41

CARP0217-001 07/01/2021

San Mateo County

	Rates	Fringes
--	-------	---------

Carpenters

Bridge Builder/Highway		
Carpenter.....	\$ 54.85	31.49
Hardwood Floorlayer,		
Shingler, Power Saw		
Operator, Steel Scaffold &		
Steel Shoring Erector, Saw		
Filer.....	\$ 55.00	31.49
Journeyman Carpenter.....	\$ 54.85	31.49
Millwright.....	\$ 54.95	33.08

CARP0405-001 07/01/2021

Santa Clara County

	Rates	Fringes
--	-------	---------

Carpenters

Bridge Builder/Highway Carpenter.....	\$ 54.85	31.49
Hardwood Floorlayer, Shingler, Power Saw Operator, Steel Scaffold & Steel Shoring Erector, Saw Filer.....	\$ 55.00	31.49
Journeyman Carpenter.....	\$ 54.85	31.49
Millwright.....	\$ 54.95	33.08

CARP0405-002 07/01/2021

San Benito County

	Rates	Fringes
--	-------	---------

Carpenters

Bridge Builder/Highway Carpenter.....	\$ 54.85	31.49
Hardwood Floorlayer, Shingler, Power Saw Operator, Steel Scaffold & Steel Shoring Erector, Saw Filer.....	\$ 49.12	31.49
Journeyman Carpenter.....	\$ 48.97	31.49
Millwright.....	\$ 51.47	33.08

CARP0505-001 07/01/2021

Santa Cruz County

	Rates	Fringes
--	-------	---------

Carpenters

Bridge Builder/Highway Carpenter.....	\$ 54.85	31.49
Hardwood Floorlayer, Shingler, Power Saw Operator, Steel Scaffold & Steel Shoring Erector, Saw Filer.....	\$ 49.12	31.49
Journeyman Carpenter.....	\$ 48.97	31.49
Millwright.....	\$ 51.47	33.08

CARP0605-001 07/01/2021

Monterey County

	Rates	Fringes
--	-------	---------

Carpenters

Bridge Builder/Highway Carpenter.....	\$ 54.85	31.49
Hardwood Floorlayer, Shingler, Power Saw Operator, Steel Scaffold & Steel Shoring Erector, Saw Filer.....	\$ 49.12	31.49
Journeyman Carpenter.....	\$ 48.97	31.49
Millwright.....	\$ 51.47	33.08

CARP0701-001 07/01/2021

Fresno and Madera Counties

	Rates	Fringes
Carpenters		
Bridge Builder/Highway Carpenter.....	\$ 54.85	31.49
Hardwood Floorlayer, Shingler, Power Saw Operator, Steel Scaffold & Steel Shoring Erector, Saw Filer.....	\$ 47.77	31.49
Journeyman Carpenter.....	\$ 47.62	31.49
Millwright.....	\$ 50.12	33.08

CARP0713-001 07/01/2021		

Alameda County

	Rates	Fringes
Carpenters		
Bridge Builder/Highway Carpenter.....	\$ 54.85	31.49
Hardwood Floorlayer, Shingler, Power Saw Operator, Steel Scaffold & Steel Shoring Erector, Saw Filer.....	\$ 55.00	31.49
Journeyman Carpenter.....	\$ 54.85	31.49
Millwright.....	\$ 54.95	33.08

CARP1109-001 07/01/2021		

Kings County

	Rates	Fringes
Carpenters		
Bridge Builder/Highway Carpenter.....	\$ 54.85	31.49
Hardwood Floorlayer, Shingler, Power Saw Operator, Steel Scaffold & Steel Shoring Erector, Saw Filer.....	\$ 47.77	31.49
Journeyman Carpenter.....	\$ 47.62	31.49
Millwright.....	\$ 50.12	33.08

ELEC0006-004 12/01/2021		

SAN FRANCISCO COUNTY

	Rates	Fringes
Sound & Communications		
Installer.....	\$ 48.43	3%+23.15
Technician.....	\$ 55.69	3%+23.15

SCOPE OF WORK: Including any data system whose only function is to transmit or receive information; excluding all other data systems or multiple systems which include control function or power supply; inclusion or exclusion of terminations and testings of conductors determined by their function; excluding fire alarm work when installed in raceways (including wire and cable pulling) and when performed on new or major remodel building projects or

jobs for which the conductors for the fire alarm system are installed in conduit; excluding installation of raceway systems, line voltage work, industrial work, life-safety systems (all buildings having floors located more than 75' above the lowest floor level having building access); excluding energy management systems.

FOOTNOTE: Fire alarm work when installed in raceways (including wire and cable pulling), on projects which involve new or major remodel building construction, for which the conductors for the fire alarm system are installed in the conduit, shall be performed by the inside electrician.

ELEC0006-007 01/01/2023

SAN FRANCISCO COUNTY

	Rates	Fringes
ELECTRICIAN.....	\$ 84.50	3%+40.315

ELEC0100-002 03/01/2023

FRESNO, KINGS, AND MADERA COUNTIES

	Rates	Fringes
ELECTRICIAN.....	\$ 43.50	27.655

ELEC0100-005 12/01/2022

FRESNO, KINGS, MADERA

	Rates	Fringes
Communications System		
Installer.....	\$ 38.24	23.80
Technician.....	\$ 47.80	24.08

SCOPE OF WORK

Includes the installation testing, service and maintenance, of the following systems which utilize the transmission and/or transference of voice, sound, vision and digital for commercial, education, security and entertainment purposes for the following: TV monitoring and surveillance, background-foreground music, intercom and telephone interconnect, inventory control systems, microwave transmission, multi-media, multiplex, nurse call system, radio page, school intercom and sound, burglar alarms, and low voltage master clock systems.

A. SOUND AND VOICE TRANSMISSION/TRANSFERENCE SYSTEMS

Background foreground music, Intercom and telephone interconnect systems, Telephone systems Nurse call systems, Radio page systems, School intercom and sound systems, Burglar alarm systems, Low voltage, master clock systems, Multi-media/multiplex systems, Sound and musical entertainment systems, RF systems, Antennas and Wave Guide,

B. FIRE ALARM SYSTEMS Installation, wire pulling and testing

C. TELEVISION AND VIDEO SYSTEMS Television monitoring and surveillance systems Video security systems, Video

entertainment systems, Video educational systems, Microwave transmission systems, CATV and CCTV

D. SECURITY SYSTEMS Perimeter security systems Vibration sensor systems Card access systems Access control systems, Sonar/infrared monitoring equipment

E. COMMUNICATIONS SYSTEMS THAT TRANSMIT OR RECEIVE INFORMATION AND/OR CONTROL SYSTEMS THAT ARE INTRINSIC TO THE ABOVE LISTED SYSTEMS SCADA (Supervisory Control and Data Acquisition) PCM (Pulse Code Modulation) Inventory Control Systems, Digital Data Systems Broadband and Baseband and Carriers Point of Sale Systems, VSAT Data Systems Data Communication Systems RF and Remote Control Systems, Fiber Optic Data Systems

WORK EXCLUDED Raceway systems are not covered (excluding Ladder-Rack for the purpose of the above listed systems). Chases and/or nipples (not to exceed 10 feet) may be installed on open wiring systems. Energy management systems. SCADA (Supervisory Control and Data Acquisition) when not intrinsic to the above listed systems (in the scope). Fire alarm systems when installed in raceways (including wire and cable pulling) shall be performed at the electrician wage rate, when either of the following two (2) conditions apply:

1. The project involves new or major remodel building trades construction.
2. The conductors for the fire alarm system are installed in conduit.

ELEC0234-001 12/26/2022

MONTEREY, SAN BENITO AND SANTA CRUZ COUNTIES

	Rates	Fringes
ELECTRICIAN		
Zone A.....	\$ 60.91	29.43
Zone B.....	\$ 67.00	29.61

Zone A: All of Santa Cruz, Monterey, and San Benito Counties within 25 air miles of Highway 1 and Dolan Road in Moss Landing, and an area extending 5 miles east and west of Highway 101 South to the San Luis Obispo County Line

Zone B: Any area outside of Zone A

ELEC0234-003 12/01/2021

MONTEREY, SAN BENITO, AND SANTA CRUZ COUNTIES

	Rates	Fringes
Sound & Communications		
Installer.....	\$ 47.93	24.09
Technician.....	\$ 55.12	24.30

SCOPE OF WORK: Including any data system whose only function is to transmit or receive information; excluding all other data systems or multiple systems which include control function or power supply; inclusion or exclusion of terminations and testings of conductors determined by

their function; excluding fire alarm work when installed in raceways (including wire and cable pulling) and when performed on new or major remodel building projects or jobs for which the conductors for the fire alarm system are installed in conduit; excluding installation of raceway systems, line voltage work, industrial work, life-safety systems (all buildings having floors located more than 75' above the lowest floor level having building access); excluding energy management systems.

FOOTNOTE: Fire alarm work when installed in raceways (including wire and cable pulling), on projects which involve new or major remodel building construction, for which the conductors for the fire alarm system are installed in the conduit, shall be performed by the inside electrician.

ELEC0302-001 02/27/2023

CONTRA COSTA COUNTY

	Rates	Fringes
CABLE SPLICER.....	\$ 68.92	32.67
ELECTRICIAN.....	\$ 61.26	32.44

ELEC0302-003 12/01/2022

CONTRA COSTA COUNTY

	Rates	Fringes
Sound & Communications		
Installer.....	\$ 46.64	25.30
Technician.....	\$ 53.64	25.51

SCOPE OF WORK: Including any data system whose only function is to transmit or receive information; excluding all other data systems or multiple systems which include control function or power supply; inclusion or exclusion of terminations and testings of conductors determined by their function; excluding fire alarm work when installed in raceways (including wire and cable pulling) and when performed on new or major remodel building projects or jobs for which the conductors for the fire alarm system are installed in conduit; excluding installation of raceway systems, line voltage work, industrial work, life-safety systems (all buildings having floors located more than 75' above the lowest floor level having building access); excluding energy management systems.

FOOTNOTE: Fire alarm work when installed in raceways (including wire and cable pulling), on projects which involve new or major remodel building construction, for which the conductors for the fire alarm system are installed in the conduit, shall be performed by the inside electrician.

ELEC0332-001 06/01/2022

SANTA CLARA COUNTY

	Rates	Fringes
--	-------	---------

CABLE SPLICER.....	\$ 92.20	42.316
ELECTRICIAN.....	\$ 80.17	41.955

FOOTNOTES: Work under compressed air or where gas masks are required, or work on ladders, scaffolds, stacks, "Bosun's chairs," or other structures and where the workers are not protected by permanent guard rails at a distance of 40 to 60 ft. from the ground or supporting structures: to be paid one and one-half times the straight-time rate of pay. Work on structures of 60 ft. or over (as described above): to be paid twice the straight-time rate of pay.

ELEC0332-003 12/01/2022

SANTA CLARA COUNTY

	Rates	Fringes
Sound & Communications		
Installer.....	\$ 51.18	25.435
Technician.....	\$ 58.86	25.666

SCOPE OF WORK: Including any data system whose only function is to transmit or receive information; excluding all other data systems or multiple systems which include control function or power supply; inclusion or exclusion of terminations and testings of conductors determined by their function; excluding fire alarm work when installed in raceways (including wire and cable pulling) and when performed on new or major remodel building projects or jobs for which the conductors for the fire alarm system are installed in conduit; excluding installation of raceway systems, line voltage work, industrial work, life-safety systems (all buildings having floors located more than 75' above the lowest floor level having building access); excluding energy management systems.

FOOTNOTE: Fire alarm work when installed in raceways (including wire and cable pulling), on projects which involve new or major remodel building construction, for which the conductors for the fire alarm system are installed in the conduit, shall be performed by the inside electrician.

ELEC0595-001 06/01/2021

ALAMEDA COUNTY

	Rates	Fringes
CABLE SPLICER.....	\$ 72.80	3%+39.94
ELECTRICIAN.....	\$ 63.30	3%+39.94

ELEC0595-002 12/01/2022

CALAVERAS AND SAN JOAQUIN COUNTIES

	Rates	Fringes
CABLE SPLICER.....	\$ 53.34	7.75%+25.88
ELECTRICIAN		
(1) Tunnel work.....	\$ 46.67	7.75%+25.88

(2) All other work.....\$ 44.45 7.75%+25.88

ELEC0595-006 12/01/2022

ALAMEDA COUNTY

	Rates	Fringes
Sound & Communications		
Installer.....	\$ 51.18	3%+23.90
Technician.....	\$ 58.86	3%+23.90

SCOPE OF WORK: Including any data system whose only function is to transmit or receive information; excluding all other data systems or multiple systems which include control function or power supply; inclusion or exclusion of terminations and testings of conductors determined by their function; excluding fire alarm work when installed in raceways (including wire and cable pulling) and when performed on new or major remodel building projects or jobs for which the conductors for the fire alarm system are installed in conduit; excluding installation of raceway systems, line voltage work, industrial work, life-safety systems (all buildings having floors located more than 75' above the lowest floor level having building access); excluding energy management systems.

FOOTNOTE: Fire alarm work when installed in raceways (including wire and cable pulling), on projects which involve new or major remodel building construction, for which the conductors for the fire alarm system are installed in the conduit, shall be performed by the inside electrician.

ELEC0595-008 12/01/2022

CALAVERAS AND SAN JOAQUIN COUNTIES

	Rates	Fringes
Communications System		
Installer.....	\$ 40.88	3%+23.90
Technician.....	\$ 47.01	3%+23.90

SCOPE OF WORK: Including any data system whose only function is to transmit or receive information; excluding all other data systems or multiple systems which include control function or power supply; inclusion or exclusion of terminations and testings of conductors determined by their function; excluding fire alarm work when installed in raceways (including wire and cable pulling) and when performed on new or major remodel building projects or jobs for which the conductors for the fire alarm system are installed in conduit; excluding installation of raceway systems, line voltage work, industrial work, life-safety systems (all buildings having floors located more than 75' above the lowest floor level having building access); excluding energy management systems.

FOOTNOTE: Fire alarm work when installed in raceways (including wire and cable pulling), on projects which involve new or major remodel building construction, for which the conductors for the fire alarm system are installed in the conduit, shall be performed by the inside

electrician.

ELEC0617-001 06/01/2022

SAN MATEO COUNTY

	Rates	Fringes
ELECTRICIAN.....	\$ 74.00	43.76

ELEC0617-003 12/01/2022

SAN MATEO COUNTY

	Rates	Fringes
Sound & Communications		
Installer.....	\$ 51.18	25.44
Technician.....	\$ 58.86	25.67

SCOPE OF WORK: Including any data system whose only function is to transmit or receive information; excluding all other data systems or multiple systems which include control function or power supply; inclusion or exclusion of terminations and testings of conductors determined by their function; excluding fire alarm work when installed in raceways (including wire and cable pulling) and when performed on new or major remodel building projects or jobs for which the conductors for the fire alarm system are installed in conduit; excluding installation of raceway systems, line voltage work, industrial work, life-safety systems (all buildings having floors located more than 75' above the lowest floor level having building access); excluding energy management systems.

FOOTNOTE: Fire alarm work when installed in raceways (including wire and cable pulling), on projects which involve new or major remodel building construction, for which the conductors for the fire alarm system are installed in the conduit, shall be performed by the inside electrician.

ELEC0684-001 06/01/2022

MARIPOSA, MERCED, STANISLAUS AND TUOLUMNE COUNTIES

	Rates	Fringes
ELECTRICIAN.....	\$ 44.25	3%+26.63

CABLE SPLICER = 110% of Journeyman Electrician

ELEC0684-004 12/01/2021

MARIPOSA, MERCED, STANISLAUS AND TUOLUMNE COUNTIES

	Rates	Fringes
Communications System		
Installer.....	\$ 38.24	23.80
Technician.....	\$ 43.98	23.97

SCOPE OF WORK: Including any data system whose only function

is to transmit or receive information; excluding all other data systems or multiple systems which include control function or power supply; inclusion or exclusion of terminations and testings of conductors determined by their function; excluding fire alarm work when installed in raceways (including wire and cable pulling) and when performed on new or major remodel building projects or jobs for which the conductors for the fire alarm system are installed in conduit; excluding installation of raceway systems, line voltage work, industrial work, life-safety systems (all buildings having floors located more than 75' above the lowest floor level having building access); excluding energy management systems.

FOOTNOTE: Fire alarm work when installed in raceways (including wire and cable pulling), on projects which involve new or major remodel building construction, for which the conductors for the fire alarm system are installed in the conduit, shall be performed by the inside electrician.

ELEC1245-001 06/01/2022

	Rates	Fringes
LINE CONSTRUCTION		
(1) Lineman; Cable splicer..	\$ 64.40	22.58
(2) Equipment specialist (operates crawler tractors, commercial motor vehicles, backhoes, trenchers, cranes (50 tons and below), overhead & underground distribution line equipment).....	\$ 50.00	21.30
(3) Groundman.....	\$ 38.23	20.89
(4) Powderman.....	\$ 51.87	18.79

HOLIDAYS: New Year's Day, M.L. King Day, Memorial Day, Independence Day, Labor Day, Veterans Day, Thanksgiving Day and day after Thanksgiving, Christmas Day

ELEV0008-001 01/01/2023

	Rates	Fringes
ELEVATOR MECHANIC.....	\$ 77.61	37.335+a+b

FOOTNOTE:

- a. PAID VACATION: Employer contributes 8% of regular hourly rate as vacation pay credit for employees with more than 5 years of service, and 6% for 6 months to 5 years of service.
- b. PAID HOLIDAYS: New Year's Day, Memorial Day, Independence Day, Labor Day, Veterans' Day, Thanksgiving Day, Friday after Thanksgiving, and Christmas Day.

ENGI0003-001 06/28/2021

""AREA 1"" WAGE RATES ARE LISTED BELOW

""AREA 2"" RECEIVES AN ADDITIONAL \$2.00 PER HOUR ABOVE AREA 1 RATES.

SEE AREA DEFINITIONS BELOW

	Rates	Fringes
OPERATOR: Power Equipment (AREA 1:)		
GROUP 1.....	\$ 53.92	31.54
GROUP 2.....	\$ 52.39	31.54
GROUP 3.....	\$ 50.91	31.54
GROUP 4.....	\$ 49.53	31.54
GROUP 5.....	\$ 48.26	31.54
GROUP 6.....	\$ 46.94	31.54
GROUP 7.....	\$ 45.80	31.54
GROUP 8.....	\$ 44.66	31.54
GROUP 8-A.....	\$ 42.45	31.54
OPERATOR: Power Equipment (Cranes and Attachments - AREA 1:)		
GROUP 1		
Cranes.....	\$ 52.30	31.15
Oiler.....	\$ 43.79	31.15
Truck crane oiler.....	\$ 46.08	31.15
GROUP 2		
Cranes.....	\$ 50.54	31.15
Oiler.....	\$ 42.83	31.15
Truck crane oiler.....	\$ 45.07	31.15
GROUP 3		
Cranes.....	\$ 48.80	31.15
Hydraulic.....	\$ 44.44	31.15
Oiler.....	\$ 42.55	31.15
Truck crane oiler.....	\$ 44.83	31.15
GROUP 4		
Cranes.....	\$ 45.76	31.15
OPERATOR: Power Equipment (Piledriving - AREA 1:)		
GROUP 1		
Lifting devices.....	\$ 52.64	31.15
Oiler.....	\$ 43.38	31.15
Truck Crane Oiler.....	\$ 45.66	31.15
GROUP 2		
Lifting devices.....	\$ 50.82	31.15
Oiler.....	\$ 43.11	31.15
Truck Crane Oiler.....	\$ 45.41	31.15
GROUP 3		
Lifting devices.....	\$ 49.14	31.15
Oiler.....	\$ 42.89	31.15
Truck Crane Oiler.....	\$ 45.12	31.15
GROUP 4		
Lifting devices.....	\$ 47.37	31.15
GROUP 5		
Lifting devices.....	\$ 44.73	31.15
GROUP 6		
Lifting devices.....	\$ 42.50	31.15
OPERATOR: Power Equipment (Steel Erection - AREA 1:)		
GROUP 1		
Cranes.....	\$ 53.27	31.15
Oiler.....	\$ 43.72	31.15
Truck Crane Oiler.....	\$ 45.95	31.15
GROUP 2		
Cranes.....	\$ 51.50	31.15
Oiler.....	\$ 43.45	31.15
Truck Crane Oiler.....	\$ 45.73	31.15

GROUP 3		
Cranes.....	\$ 50.02	31.15
Hydraulic.....	\$ 45.07	31.15
Oiler.....	\$ 43.23	31.15
Truck Crane Oiler.....	\$ 45.46	31.15
GROUP 4		
Cranes.....	\$ 48.00	31.15
GROUP 5		
Cranes.....	\$ 46.70	31.15
OPERATOR: Power Equipment		
(Tunnel and Underground Work		
- AREA 1:)		
SHAFTS, STOPES, RAISES:		
GROUP 1.....	\$ 47.52	31.15
GROUP 1-A.....	\$ 49.99	31.15
GROUP 2.....	\$ 46.26	31.15
GROUP 3.....	\$ 44.93	31.15
GROUP 4.....	\$ 43.79	31.15
GROUP 5.....	\$ 42.65	31.15
UNDERGROUND:		
GROUP 1.....	\$ 47.42	31.15
GROUP 1-A.....	\$ 49.89	31.15
GROUP 2.....	\$ 46.16	31.15
GROUP 3.....	\$ 44.83	31.15
GROUP 4.....	\$ 43.69	31.15
GROUP 5.....	\$ 42.55	31.15

FOOTNOTE: Work suspended by ropes or cables, or work on a Yo-Yo Cat: \$.60 per hour additional.

POWER EQUIPMENT OPERATOR CLASSIFICATIONS

GROUP 1: Operator of helicopter (when used in erection work); Hydraulic excavator, 7 cu. yds. and over; Power shovels, over 7 cu. yds.

GROUP 2: Highline cableway; Hydraulic excavator, 3-1/2 cu. yds. up to 7 cu. yds.; Licensed construction work boat operator, on site; Power blade operator (finish); Power shovels, over 1 cu. yd. up to and including 7 cu. yds. m.r.c.

GROUP 3: Asphalt milling machine; Cable backhoe; Combination backhoe and loader over 3/4 cu. yds.; Continuous flight tie back machine assistant to engineer or mechanic; Crane mounted continuous flight tie back machine, tonnage to apply; Crane mounted drill attachment, tonnage to apply; Dozer, slope brd; Gradall; Hydraulic excavator, up to 3 1/2 cu. yds.; Loader 4 cu. yds. and over; Long reach excavator; Multiple engine scraper (when used as push pull); Power shovels, up to and including 1 cu. yd.; Pre-stress wire wrapping machine; Side boom cat, 572 or larger; Track loader 4 cu. yds. and over; Wheel excavator (up to and including 750 cu. yds. per hour)

GROUP 4: Asphalt plant engineer/box person; Chicago boom; Combination backhoe and loader up to and including 3/4 cu. yd.; Concrete batch plant (wet or dry); Dozer and/or push cat; Pull- type elevating loader; Gradesetter, grade checker (GPS, mechanical or otherwise); Grooving and grinding machine; Heading shield operator; Heavy-duty drilling equipment, Hughes, LDH, Watson 3000 or similar; Heavy-duty repairperson and/or welder; Lime spreader; Loader under 4 cu. yds.; Lubrication and service engineer

(mobile and grease rack); Mechanical finishers or spreader machine (asphalt, Barber-Greene and similar); Miller Formless M-9000 slope paver or similar; Portable crushing and screening plants; Power blade support; Roller operator, asphalt; Rubber-tired scraper, self-loading (paddle-wheels, etc.); Rubber-tired earthmoving equipment (scrappers); Slip form paver (concrete); Small tractor with drag; Soil stabilizer (P & H or equal); Spider plow and spider puller; Tubex pile rig; Unlicensed construction work boat operator, on site; Timber skidder; Track loader up to 4 yds.; Tractor-drawn scraper; Tractor, compressor drill combination; Welder; Woods-Mixer (and other similar Pugmill equipment)

GROUP 5: Cast-in-place pipe laying machine; Combination slusher and motor operator; Concrete conveyor or concrete pump, truck or equipment mounted; Concrete conveyor, building site; Concrete pump or pumpcrete gun; Drilling equipment, Watson 2000, Texoma 700 or similar; Drilling and boring machinery, horizontal (not to apply to waterliners, wagon drills or jackhammers); Concrete mixer/all; Person and/or material hoist; Mechanical finishers (concrete) (Clary, Johnson, Bidwell Bridge Deck or similar types); Mechanical burm, curb and/or curb and gutter machine, concrete or asphalt); Mine or shaft hoist; Portable crusher; Power jumbo operator (setting slip-forms, etc., in tunnels); Screed (automatic or manual); Self-propelled compactor with dozer; Tractor with boom D6 or smaller; Trenching machine, maximum digging capacity over 5 ft. depth; Vermeer T-600B rock cutter or similar

GROUP 6: Armor-Coater (or similar); Ballast jack tamper; Boom-type backfilling machine; Assistant plant engineer; Bridge and/or gantry crane; Chemical grouting machine, truck-mounted; Chip spreading machine operator; Concrete saw (self-propelled unit on streets, highways, airports and canals); Deck engineer; Drilling equipment Texoma 600, Hughes 200 Series or similar up to and including 30 ft. m.r.c.; Drill doctor; Helicopter radio operator; Hydro-hammer or similar; Line master; Skidsteer loader, Bobcat larger than 743 series or similar (with attachments); Locomotive; Lull hi-lift or similar; Oiler, truck mounted equipment; Pavement breaker, truck-mounted, with compressor combination; Paving fabric installation and/or laying machine; Pipe bending machine (pipelines only); Pipe wrapping machine (tractor propelled and supported); Screed (except asphaltic concrete paving); Self-propelled pipeline wrapping machine; Tractor; Self-loading chipper; Concrete barrier moving machine

GROUP 7: Ballast regulator; Boom truck or dual-purpose A-frame truck, non-rotating - under 15 tons; Cargy lift or similar; Combination slurry mixer and/or cleaner; Drilling equipment, 20 ft. and under m.r.c.; Firetender (hot plant); Grouting machine operator; Highline cableway signalperson; Stationary belt loader (Kolman or similar); Lift slab machine (Vagtborg and similar types); Maginnes internal full slab vibrator; Material hoist (1 drum); Mechanical trench shield; Pavement breaker with or without compressor combination); Pipe cleaning machine (tractor propelled and supported); Post driver; Roller (except asphalt); Chip Seal; Self-propelled automatically applied concrete curing machine (on streets, highways, airports and canals); Self-propelled compactor (without dozer); Signalperson; Slip-form pumps (lifting device for concrete forms); Tie

spacer; Tower mobile; Trenching machine, maximum digging capacity up to and including 5 ft. depth; Truck- type loader

GROUP 8: Bit sharpener; Boiler tender; Box operator; Brakeperson; Combination mixer and compressor (shotcrete/gunite); Compressor operator; Deckhand; Fire tender; Forklift (under 20 ft.); Generator; Gunite/shotcrete equipment operator; Hydraulic monitor; Ken seal machine (or similar); Mixermobile; Oiler; Pump operator; Refrigeration plant; Reservoir-debris tug (self-propelled floating); Ross Carrier (construction site); Rotomist operator; Self-propelled tape machine; Shuttlecar; Self-propelled power sweeper operator (includes vacuum sweeper); Slusher operator; Surface heater; Switchperson; Tar pot firetender; Tugger hoist, single drum; Vacuum cooling plant; Welding machine (powered other than by electricity)

GROUP 8-A: Elevator operator; Skidsteer loader-Bobcat 743 series or smaller, and similar (without attachments); Mini excavator under 25 H.P. (backhoe-trencher); Tub grinder wood chipper

ALL CRANES AND ATTACHMENTS

GROUP 1: Clamshell and dragline over 7 cu. yds.; Crane, over 100 tons; Derrick, over 100 tons; Derrick barge pedestal-mounted, over 100 tons; Self-propelled boom-type lifting device, over 100 tons

GROUP 2: Clamshell and dragline over 1 cu. yd. up to and including 7 cu. yds.; Crane, over 45 tons up to and including 100 tons; Derrick barge, 100 tons and under; Self-propelled boom-type lifting device, over 45 tons; Tower crane

GROUP 3: Clamshell and dragline up to and including 1 cu. yd.; Cranes 45 tons and under; Self-propelled boom-type lifting device 45 tons and under;

GROUP 4: Boom Truck or dual purpose A-frame truck, non-rotating over 15 tons; Truck-mounted rotating telescopic boom type lifting device, Manitex or similar (boom truck) over 15 tons; Truck-mounted rotating telescopic boom type lifting device, Manitex or similar (boom truck) - under 15 tons;

PILEDRIVERS

GROUP 1: Derrick barge pedestal mounted over 100 tons; Clamshell over 7 cu. yds.; Self-propelled boom-type lifting device over 100 tons; Truck crane or crawler, land or barge mounted over 100 tons

GROUP 2: Derrick barge pedestal mounted 45 tons to and including 100 tons; Clamshell up to and including 7 cu. yds.; Self-propelled boom-type lifting device over 45 tons; Truck crane or crawler, land or barge mounted, over 45 tons up to and including 100 tons; Fundex F-12 hydraulic pile rig

GROUP 3: Derrick barge pedestal mounted under 45 tons; Self-

propelled boom-type lifting device 45 tons and under;
Skid/scow piledriver, any tonnage; Truck crane or crawler,
land or barge mounted 45 tons and under

GROUP 4: Assistant operator in lieu of assistant to engineer;
Forklift, 10 tons and over; Heavy-duty repairperson/welder

GROUP 5: Deck engineer

GROUP 6: Deckhand; Fire tender

STEEL ERECTORS

GROUP 1: Crane over 100 tons; Derrick over 100 tons; Self-propelled boom-type lifting device over 100 tons

GROUP 2: Crane over 45 tons to 100 tons; Derrick under 100 tons; Self-propelled boom-type lifting device over 45 tons to 100 tons; Tower crane

GROUP 3: Crane, 45 tons and under; Self-propelled boom-type lifting device, 45 tons and under

GROUP 4: Chicago boom; Forklift, 10 tons and over; Heavy-duty repair person/welder

GROUP 5: Boom cat

--

TUNNEL AND UNDERGROUND WORK

GROUP 1-A: Tunnel bore machine operator, 20' diameter or more

GROUP 1: Heading shield operator; Heavy-duty repairperson; Mucking machine (rubber tired, rail or track type); Raised bore operator (tunnels); Tunnel mole bore operator

GROUP 2: Combination slusher and motor operator; Concrete pump or pumpcrete gun; Power jumbo operator

GROUP 3: Drill doctor; Mine or shaft hoist

GROUP 4: Combination slurry mixer cleaner; Grouting Machine operator; Motorman

GROUP 5: Bit Sharpener; Brakeman; Combination mixer and compressor (gunite); Compressor operator; Oiler; Pump operator; Slusher operator

AREA DESCRIPTIONS:

POWER EQUIPMENT OPERATORS, CRANES AND ATTACHMENTS, TUNNEL AND UNDERGROUND [These areas do not apply to Piledrivers and Steel Erectors]

AREA 1: ALAMEDA, CALAVERAS, CONTRA COSTA, FRESNO, KINGS, MADERA, MARIPOSA, MERCED, MONTEREY, SAN BENITO, SAN FRANCISCO, SAN JOAQUIN, SAN MATEO, SANTA CLARA, SANTA CRUZ, STANISLAUS, TUOLUMNE

AREA 2 -NOTED BELOW

THE REMAINING COUNTIES ARE SPLIT BETWEEN AREA 1 AND AREA 2 AS NOTED BELOW:

CALAVERAS COUNTY:

Area 1: Remainder

Area 2: Eastern Part

FRESNO COUNTY:

Area 1: Remainder

Area 2: Eastern Part

MADERA COUNTY:

Area 1: Remainder

Area 2: Eastern Part

MARIPOSA COUNTY:

Area 1: Remainder

Area 2: Eastern Part

MONTEREY COUNTY:

Area 1: Remainder

Area 2: Southwestern part

TUOLUMNE COUNTY:

Area 1: Remainder

Area 2: Eastern Part

ENGI0003-008 08/01/2022

	Rates	Fringes
--	-------	---------

Dredging: (DREDGING:

CLAMSHELL & DIPPER DREDGING;

HYDRAULIC SUCTION DREDGING:)

AREA 1:

(1) Leverman.....	\$ 55.15	35.46
-------------------	----------	-------

(2) Dredge Dozer; Heavy duty repairman.....	\$ 50.19	35.46
--	----------	-------

(3) Booster Pump Operator; Deck		
------------------------------------	--	--

Engineer; Deck mate; Dredge Tender; Winch		
--	--	--

Operator.....	\$ 49.07	35.46
---------------	----------	-------

(4) Bargeman; Deckhand; Fireman; Leveehand; Oiler..	\$ 45.77	35.46
--	----------	-------

AREA 2:

(1) Leverman.....	\$ 57.15	35.46
-------------------	----------	-------

(2) Dredge Dozer; Heavy duty repairman.....	\$ 52.19	35.46
--	----------	-------

(3) Booster Pump Operator; Deck		
------------------------------------	--	--

Engineer; Deck mate; Dredge Tender; Winch		
--	--	--

Operator.....	\$ 51.07	35.46
---------------	----------	-------

(4) Bargeman; Deckhand; Fireman; Leveehand; Oiler..	\$ 47.77	35.46
--	----------	-------

AREA DESCRIPTIONS

AREA 1: ALAMEDA,BUTTE, CONTRA COSTA, KINGS, MARIN, MERCED,
NAPA, SACRAMENTO, SAN BENITO, SAN FRANCISCO, SAN JOAQUIN,
SAN MATEO, SANTA CLARA, SANTA CRUZ, SOLANO, STANISLAUS,

SUTTER, YOLO, AND YUBA COUNTIES

AREA 2: MODOC COUNTY

THE REMAINING COUNTIES ARE SPLIT BETWEEN AREA 1 AND AREA 2
AS NOTED BELOW:

ALPINE COUNTY:

Area 1: Northernmost part

Area 2: Remainder

CALAVERAS COUNTY:

Area 1: Remainder

Area 2: Eastern part

COLUSA COUNTY:

Area 1: Eastern part

Area 2: Remainder

ELDORADO COUNTY:

Area 1: North Central part

Area 2: Remainder

FRESNO COUNTY:

Area 1: Remainder

Area 2: Eastern part

GLENN COUNTY:

Area 1: Eastern part

Area 2: Remainder

LASSEN COUNTY:

Area 1: Western part along the Southern portion of border
with Shasta County

Area 2: Remainder

MADERA COUNTY:

Area 1: Except Eastern part

Area 2: Eastern part

MARIPOSA COUNTY

Area 1: Except Eastern part

Area 2: Eastern part

MONTERREY COUNTY

Area 1: Except Southwestern part

Area 2: Southwestern part

NEVADA COUNTY:

Area 1: All but the Northern portion along the border of
Sierra County

Area 2: Remainder

PLACER COUNTY:

Area 1: All but the Central portion

Area 2: Remainder

PLUMAS COUNTY:

Area 1: Western portion

Area 2: Remainder

SHASTA COUNTY:

Area 1: All but the Northeastern corner

Area 2: Remainder

SIERRA COUNTY:

Area 1: Western part

Area 2: Remainder

SISKIYOU COUNTY:

Area 1: Central part

Area 2: Remainder

SONOMA COUNTY:

Area 1: All but the Northwestern corner

Area 2: Remainder

TEHAMA COUNTY:

Area 1: All but the Western border with Mendocino & Trinity
Counties

Area 2: Remainder

TRINITY COUNTY:

Area 1: East Central part and the Northeastern border with
Shasta County

Area 2: Remainder

TUOLUMNE COUNTY:

Area 1: Except Eastern part

Area 2: Eastern part

ENGI0003-019 06/29/2020

SEE AREA DESCRIPTIONS BELOW

	Rates	Fringes
OPERATOR: Power Equipment (LANDSCAPE WORK ONLY)		
GROUP 1		
AREA 1.....	\$ 39.95	30.28
AREA 2.....	\$ 41.95	30.28
GROUP 2		
AREA 1.....	\$ 36.35	30.28
AREA 2.....	\$ 38.35	30.28
GROUP 3		
AREA 1.....	\$ 31.74	30.28
AREA 2.....	\$ 33.74	30.28

GROUP DESCRIPTIONS:

GROUP 1: Landscape Finish Grade Operator: All finish grade work regardless of equipment used, and all equipment with a rating more than 65 HP.

GROUP 2: Landscape Operator up to 65 HP: All equipment with a manufacturer's rating of 65 HP or less except equipment covered by Group 1 or Group 3. The following equipment shall be included except when used for finish work as long as manufacturer's rating is 65 HP or less: A-Frame and Winch Truck, Backhoe, Forklift, Hydragraphic Seeder Machine, Roller, Rubber-Tired and Track Earthmoving Equipment, Skiploader, Straw Blowers, and Trencher 31 HP up to 65 HP.

GROUP 3: Landscae Utility Operator: Small Rubber-Tired Tractor, Trencher Under 31 HP.

AREA DESCRIPTIONS:

AREA 1: ALAMEDA, BUTTE, CONTRA COSTA, KINGS, MARIN, MERCED, NAPA, SACRAMENTO, SAN BENITO, SAN FRANCISCO, SAN JOAQUIN, SAN MATEO, SANTA CLARA, SANTA CRUZ, SOLANO, STANISLAUS, SUTTER, YOLO, AND YUBA COUNTIES

AREA 2 - MODOC COUNTY

THE REMAINING COUNTIES ARE SPLIT BETWEEN AREA 1 AND AREA 2 AS NOTED BELOW:

ALPINE COUNTY:

Area 1: Northernmost part

Area 2: Remainder

CALAVERAS COUNTY:

Area 1: Except Eastern part

Area 2: Eastern part

COLUSA COUNTY:

Area 1: Eastern part

Area 2: Remainder

DEL NORTE COUNTY:

Area 1: Extreme Southwestern corner

Area 2: Remainder

ELDORADO COUNTY:

Area 1: North Central part

Area 2: Remainder

FRESNO COUNTY

Area 1: Except Eastern part

Area 2: Eastern part

GLENN COUNTY:

Area 1: Eastern part

Area 2: Remainder

HUMBOLDT COUNTY:

Area 1: Except Eastern and Southwestern parts

Area 2: Remainder

LAKE COUNTY:

Area 1: Southern part

Area 2: Remainder

LASSEN COUNTY:

Area 1: Western part along the Southern portion of border with Shasta County

Area 2: Remainder

MADERA COUNTY

Area 1: Remainder

Area 2: Eastern part

MARIPOSA COUNTY

Area 1: Remainder

Area 2: Eastern part

MENDOCINO COUNTY:

Area 1: Central and Southeastern parts

Area 2: Remainder

MONTEREY COUNTY

Area 1: Remainder
Area 2: Southwestern part

NEVADA COUNTY:

Area 1: All but the Northern portion along the border of
Sierra County
Area 2: Remainder

PLACER COUNTY:

Area 1: All but the Central portion
Area 2: Remainder

PLUMAS COUNTY:

Area 1: Western portion
Area 2: Remainder

SHASTA COUNTY:

Area 1: All but the Northeastern corner
Area 2: Remainder

SIERRA COUNTY:

Area 1: Western part
Area 2: Remainder

SISKIYOU COUNTY:

Area 1: Central part
Area 2: Remainder

SONOMA COUNTY:

Area 1: All but the Northwestern corner
Area 2: Reaminder

TEHAMA COUNTY:

Area 1: All but the Western border with mendocino & Trinity
Counties
Area 2: Remainder

TRINITY COUNTY:

Area 1: East Central part and the Northeaster border with
Shasta County
Area 2: Remainder

TULARE COUNTY;

Area 1: Remainder
Area 2: Eastern part

TUOLUMNE COUNTY:

Area 1: Remainder
Area 2: Eastern Part

IRON0377-001 01/01/2023

ALAMEDA, CONTRA COSTA, SAN MATEO, SANTA CLARA COUNTIES

	Rates	Fringes
--	-------	---------

Ironworkers:

Fence Erector.....	\$ 41.28	25.66
Ornamental, Reinforcing and Structural.....	\$ 49.88	34.30

PREMIUM PAY:

\$6.00 additional per hour at the following locations:

China Lake Naval Test Station, Chocolate Mountains Naval Reserve-Niland, Edwards AFB, Fort Irwin Military Station, Fort Irwin Training Center-Goldstone, San Clemente Island, San Nicholas Island, Susanville Federal Prison, 29 Palms - Marine Corps, U.S. Marine Base - Barstow, U.S. Naval Air Facility - Sealey, Vandenberg AFB

\$4.00 additional per hour at the following locations:

Army Defense Language Institute - Monterey, Fallon Air Base, Naval Post Graduate School - Monterey, Yermo Marine Corps Logistics Center

\$2.00 additional per hour at the following locations:

Port Hueneme, Port Mugu, U.S. Coast Guard Station - Two Rock

IRON0377-003 01/01/2023

SAN FRANCISCO CITY and COUNTY

	Rates	Fringes
Ironworkers:		
Fence Erector.....	\$ 41.28	25.66
Ornamental, Reinforcing and Structural.....	\$ 50.38	34.30

PREMIUM PAY:

\$6.00 additional per hour at the following locations:

China Lake Naval Test Station, Chocolate Mountains Naval Reserve-Niland, Edwards AFB, Fort Irwin Military Station, Fort Irwin Training Center-Goldstone, San Clemente Island, San Nicholas Island, Susanville Federal Prison, 29 Palms - Marine Corps, U.S. Marine Base - Barstow, U.S. Naval Air Facility - Sealey, Vandenberg AFB

\$4.00 additional per hour at the following locations:

Army Defense Language Institute - Monterey, Fallon Air Base, Naval Post Graduate School - Monterey, Yermo Marine Corps Logistics Center

\$2.00 additional per hour at the following locations:

Port Hueneme, Port Mugu, U.S. Coast Guard Station - Two Rock

IRON0433-005 01/01/2023

REMAINING COUNTIES

	Rates	Fringes
IRONWORKER		
Fence Erector.....	\$ 41.28	25.66
Ornamental, Reinforcing and Structural.....	\$ 46.20	34.30

PREMIUM PAY:

\$6.00 additional per hour at the following locations:

China Lake Naval Test Station, Chocolate Mountains Naval Reserve-Niland, Edwards AFB, Fort Irwin Military Station, Fort Irwin Training Center-Goldstone, San Clemente Island, San Nicholas Island, Susanville Federal Prison, 29 Palms - Marine Corps, U.S. Marine Base - Barstow, U.S. Naval Air Facility - Seale, Vandenberg AFB

\$4.00 additional per hour at the following locations:

Army Defense Language Institute - Monterey, Fallon Air Base, Naval Post Graduate School - Monterey, Yermo Marine Corps Logistics Center

\$2.00 additional per hour at the following locations:

Port Hueneme, Port Mugu, U.S. Coast Guard Station - Two Rock

* LAB00067-006 03/04/2023

AREA "1" - ALAMEDA, CONTRA COSTA, SAN FRANCISCO, SAN MATEO AND SANTA CLARA COUNTIES

AREA "2" - CALAVERAS, FRESNO, KINGS, MADERA, MARIPOSA, MERCED, MONTEREY, SAN BENITO, SAN JOAQUIN, STANISLAUS, AND TUOLUMNE COUNTIES

	Rates	Fringes
LABORER (ASBESTOS/MOLD/LEAD LABORER)		
Area 1.....	\$ 35.25	27.09
Area 2.....	\$ 34.25	27.09

ASBESTOS REMOVAL-SCOPE OF WORK: Site mobilization; initial site clean-up; site preparation; removal of asbestos-containing materials from walls and ceilings; or from pipes, boilers and mechanical systems only if they are being scrapped; encapsulation, enclosure and disposal of asbestos-containing materials by hand or with equipment or machinery; scaffolding; fabrication of temporary wooden barriers; and assembly of decontamination stations.

LAB00073-002 06/28/2021

CALAVERAS AND SAN JOAQUIN COUNTIES

	Rates	Fringes
LABORER (TRAFFIC CONTROL/LANE CLOSURE)		
Escort Driver, Flag Person..	\$ 33.48	26.21
Traffic Control Person I....	\$ 33.78	26.21
Traffic Control Person II....	\$ 31.28	26.21

TRAFFIC CONTROL PERSON I: Layout of traffic control, crash cushions, construction area and roadside signage.

TRAFFIC CONTROL PERSON II: Installation and removal of temporary/permanent signs, markers, delineators and crash cushions.

LAB00073-003 07/01/2022

SAN JOAQUIN COUNTY

	Rates	Fringes
LABORER		
Mason Tender-Brick.....	\$ 35.29	25.21

LAB00073-005 07/01/2021

	Rates	Fringes
Tunnel and Shaft Laborers:		
GROUP 1.....	\$ 42.00	25.71
GROUP 2.....	\$ 41.77	25.71
GROUP 3.....	\$ 41.52	25.71
GROUP 4.....	\$ 41.07	25.71
GROUP 5.....	\$ 40.53	25.71
Shotcrete Specialist.....	\$ 42.52	25.71

TUNNEL AND SHAFT CLASSIFICATIONS

GROUP 1: Diamond driller; Groundmen; Guniting and shotcrete nozzlemen

GROUP 2: Rodmen; Shaft work & raise (below actual or excavated ground level)

GROUP 3: Bit grinder; Blaster, driller, powdermen, heading; Cherry pickers - where car is lifted; Concrete finisher in tunnel; Concrete screedman; Grout pumpman and potman; Guniting & shotcrete gunner & potman; Headermen; High pressure nozzleman; Miner - tunnel, including top and bottom man on shaft and raise work; Nipper; Nozzleman on slick line; Sandblaster - potman, Robotic Shotcrete Placer, Segment Erector, Tunnel Muck Hauler, Steel Form raiser and setter; Timberman, retimberman (wood or steel or substitute materials therefore); Tugger (for tunnel laborer work); Cable tender; Chuck tender; Powderman - primer house

GROUP 4: Vibrator operator, pavement breaker; Bull gang - muckers, trackmen; Concrete crew - includes rodding and spreading, Dumpmen (any method)

GROUP 5: Grout crew; Reboundman; Swamper/ Brakeman

LAB00073-007 06/25/2018

CALAVERAS AND SAN JOAQUIN COUNTIES

	Rates	Fringes
LABORER (CONSTRUCTION CRAFT LABORERS)		
Construction Specialist		
Group.....	\$ 30.49	23.20
GROUP 1.....	\$ 29.79	23.20
GROUP 1-a.....	\$ 30.01	23.20

GROUP 1-c.....	\$ 29.84	23.20
GROUP 1-e.....	\$ 30.34	23.20
GROUP 1-f.....	\$ 30.37	23.20
GROUP 2.....	\$ 29.64	23.20
GROUP 3.....	\$ 29.54	23.20
GROUP 4.....	\$ 23.23	23.20

See groups 1-b and 1-d under laborer classifications.

LABORER (GARDENERS,
HORTICULTURAL & LANDSCAPE
LABORERS)

(1) New Construction.....	\$ 29.54	23.20
(2) Establishment Warranty Period.....	\$ 23.23	23.20

LABORER (GUNITE)

GROUP 1.....	\$ 29.75	22.31
GROUP 2.....	\$ 29.25	22.31
GROUP 3.....	\$ 28.66	22.31
GROUP 4.....	\$ 28.54	22.31

LABORER (WRECKING)

GROUP 1.....	\$ 29.79	23.20
GROUP 2.....	\$ 29.64	23.20

FOOTNOTES:

Laborers working off or with or from bos'n chairs, swinging scaffolds, belts shall receive \$0.25 per hour above the applicable wage rate. This shall not apply to workers entitled to receive the wage rate set forth in Group 1-a below.

LABORER CLASSIFICATIONS

CONSTRUCTION SPECIALIST GROUP: Asphalt ironer and raker; Chainsaw; Laser beam in connection with laborers' work; Cast-in- place manhole form setter; Pressure pipelayer; Davis trencher - 300 or similar type (and all small trenchers); Blaster; Diamond driller; Multiple unit drill; Hydraulic drill

GROUP 1: Asphalt spreader boxes (all types); Barko, Wacker and similar type tampers; Buggymobile; Caulker, bander, pipewrapper, conduit layer, plastic pipelayer; Certified hazardous waste worker including Leade Abatement; Compactors of all types; Concrete and magnesite mixer, 1/2 yd. and under; Concrete pan work; Concrete sander; Concrete saw; Cribber and/or shoring; Cut granite curb setter; Dri-pak-it machine; Faller, logloader and buckler; Form raiser, slip forms; Green cutter; Headerboard, Hubsetter, aligner, by any method; High pressure blow pipe (1-1/2" or over, 100 lbs. pressure/over); Hydro seeder and similar type; Jackhammer operator; Jacking of pipe over 12 inches; Jackson and similar type compactor; Kettle tender, pot and worker applying asphalt, lay-kold, creosote, lime, caustic and similar type materials (applying means applying, dipping or handling of such materials); Lagging, sheeting, whaling, bracing, trenchjacking, lagging hammer; Magnesite, epoxyresin, fiberglass, mastic worker (wet or dry); No joint pipe and stripping of same, including repair of voids; Pavement breaker and spader, including tool grinder; Perma curb; Pipelayer (including grade checking in connection with pipelaying); Precast-manhole setter; Pressure pipe tester; Post hole digger, air, gas and electric; Power broom sweeper; Power tampers of all types

(except as shown in Group 2); Ram set gun and stud gun; Riprap stonepaver and rock-slinger, including placing of sacked concrete and/or sand (wet or dry) and gabions and similar type; Rotary scarifier or multiple head concrete chipping scarifier; Roto and Ditch Witch; Rototiller; Sandblaster, pot, gun, nozzle operators; Signalling and rigging; Tank cleaner; Tree climber; Turbo blaster; Vibrascreed, bull float in connection with laborers' work; Vibrator; Hazardous waste worker (lead removal); Asbestos and mold removal worker

GROUP 1-a: Joy drill model TWM-2A; Gardner-Denver model DH143 and similar type drills; Track driller; Jack leg driller; Wagon driller; Mechanical drillers, all types regardless of type or method of power; Mechanical pipe layers, all types regardless of type or method of power; Blaster and powder; All work of loading, placing and blasting of all powder and explosives of whatever type regardless of method used for such loading and placing; High scalers (including drilling of same); Tree topper; Bit grinder

GROUP 1-b: Sewer cleaners shall receive \$4.00 per day above Group 1 wage rates. "Sewer cleaner" means any worker who handles or comes in contact with raw sewage in small diameter sewers. Those who work inside recently active, large diameter sewers, and all recently active sewer manholes shall receive \$5.00 per day above Group 1 wage rates.

GROUP 1-c: Burning and welding in connection with laborers' work; Synthetic thermoplastics and similar type welding

GROUP 1-d: Maintenance and repair track and road beds. All employees performing work covered herein shall receive \$.25 per hour above their regular rate for all work performed on underground structures not specifically covered herein. This paragraph shall not be construed to apply to work below ground level in open cut. It shall apply to cut and cover work of subway construction after the temporary cover has been placed.

GROUP 1-e: Work on and/or in bell hole footings and shafts thereof, and work on and in deep footings. (A deep footing is a hole 15 feet or more in depth.) In the event the depth of the footing is unknown at the commencement of excavation, and the final depth exceeds 15 feet, the deep footing wage rate would apply to all employees for each and every day worked on or in the excavation of the footing from the date of inception.

GROUP 1-f: Wire winding machine in connection with guniting or shot crete

GROUP 2: Asphalt shoveler; Cement dumper and handling dry cement or gypsum; Choke-setter and rigger (clearing work); Concrete bucket dumper and chute; Concrete chipping and grinding; Concrete laborer (wet or dry); Driller tender, chuck tender, nipper; Guinea chaser (stake), grout crew; High pressure nozzle, adductor; Hydraulic monitor (over 100 lbs. pressure); Loading and unloading, carrying and hauling of all rods and materials for use in reinforcing concrete construction; Pittsburgh chipper and similar type brush shredders; Sloper; Single foot, hand-held, pneumatic tamper; All pneumatic, air, gas and electric tools not listed in Groups 1 through 1-f; Jacking of pipe - under 12

inches

GROUP 3: Construction laborers, including bridge and general laborer; Dump, load spotter; Flag person; Fire watcher; Fence erector; Guardrail erector; Gardener, horticultural and landscape laborer; Jetting; Limber, brush loader and piler; Pavement marker (button setter); Maintenance, repair track and road beds; Streetcar and railroad construction track laborer; Temporary air and water lines, Victaulic or similar; Tool room attendant (jobsite only)

GROUP 4: Final clean-up work of debris, grounds and building including but not limited to: street cleaner; cleaning and washing windows; brick cleaner (jobsite only); material cleaner (jobsite only). The classification "material cleaner" is to be utilized under the following conditions:

A: at demolition site for the salvage of the material.

B: at the conclusion of a job where the material is to be salvaged and stocked to be reused on another job.

C: for the cleaning of salvage material at the jobsite or temporary jobsite yard.

The material cleaner classification should not be used in the performance of "form stripping, cleaning and oiling and moving to the next point of erection".

GUNITE LABORER CLASSIFICATIONS

GROUP 1: Structural Nozzleman

GROUP 2: Nozzleman, Gunman, Potman, Groundman

GROUP 3: Reboundman

GROUP 4: Guniting laborer

WRECKING WORK LABORER CLASSIFICATIONS

GROUP 1: Skilled wrecker (removing and salvaging of sash, windows and materials)

GROUP 2: Semi-skilled wrecker (salvaging of other building materials)

LAB00073-009 07/01/2021

CALAVERAS AND SAN JOAQUIN COUNTIES

	Rates	Fringes
LABORER (Plaster Tender).....	\$ 35.82	28.45

Work on a swing stage scaffold: \$1.00 per hour additional.

LAB00261-003 06/28/2021

SAN FRANCISCO AND SAN MATEO COUNTIES

	Rates	Fringes
--	-------	---------

LABORER (TRAFFIC CONTROL/LANE
CLOSURE)

Escort Driver, Flag Person..\$ 34.48	26.21
Traffic Control Person I....\$ 34.78	26.21
Traffic Control Person II...\$ 32.28	26.21

TRAFFIC CONTROL PERSON I: Layout of traffic control, crash cushions, construction area and roadside signage.

TRAFFIC CONTROL PERSON II: Installation and removal of temporary/permanent signs, markers, delineators and crash cushions.

LAB00261-005 07/01/2021

SAN FRANCISCO AND SAN MATEO COUNTIES

	Rates	Fringes
Tunnel and Shaft Laborers:		
GROUP 1.....\$ 42.00		25.71
GROUP 2.....\$ 41.77		25.71
GROUP 3.....\$ 41.52		25.71
GROUP 4.....\$ 41.07		25.71
GROUP 5.....\$ 40.53		25.71
Shotcrete Specialist.....\$ 42.52		25.71

TUNNEL AND SHAFT CLASSIFICATIONS

GROUP 1: Diamond driller; Groundmen; Gunitite and shotcrete nozzlemen

GROUP 2: Rodmen; Shaft work & raise (below actual or excavated ground level)

GROUP 3: Bit grinder; Blaster, driller, powdermen, heading; Cherry pickermen - where car is lifted; Concrete finisher in tunnel; Concrete screedman; Grout pumpman and potman; Gunitite & shotcrete gunman & potman; Headermen; High pressure nozzleman; Miner - tunnel, including top and bottom man on shaft and raise work; Nipper; Nozzleman on slick line; Sandblaster - potman, Robotic Shotcrete Placer, Segment Erector, Tunnel Muck Hauler, Steel Form raiser and setter; Timberman, retimberman (wood or steel or substitute materials therefore); Tugger (for tunnel laborer work); Cable tender; Chuck tender; Powderman - primer house

GROUP 4: Vibrator operator, pavement breaker; Bull gang - muckers, trackmen; Concrete crew - includes rodding and spreading, Dumpmen (any method)

GROUP 5: Grout crew; Reboundman; Swamper/ Brakeman

LAB00261-009 06/25/2018

SAN FRANCISCO, AND SAN MATEO COUNTIES

	Rates	Fringes
LABORER (CONSTRUCTION CRAFT LABORERS - AREA A:)		
Construction Specialist Group.....\$ 31.49		23.20

GROUP 1.....	\$ 30.79	23.20
GROUP 1-a.....	\$ 31.01	23.20
GROUP 1-c.....	\$ 30.84	23.20
GROUP 1-e.....	\$ 31.34	23.20
GROUP 1-f.....	\$ 31.37	23.20
GROUP 2.....	\$ 30.64	23.20
GROUP 3.....	\$ 30.54	23.20
GROUP 4.....	\$ 24.23	23.20

See groups 1-b and 1-d under laborer classifications.

LABORER (GARDENERS, HORTICULTURAL & LANDSCAPE

LABORERS - AREA A:)

(1) New Construction.....	\$ 30.54	23.20
(2) Establishment Warranty Period.....	\$ 24.23	23.20

LABORER (WRECKING - AREA A:)

GROUP 1.....	\$ 30.79	23.20
GROUP 2.....	\$ 30.64	23.20

Laborers: (GUNITE - AREA A:)

GROUP 1.....	\$ 30.75	22.31
GROUP 2.....	\$ 30.25	22.31
GROUP 3.....	\$ 29.66	22.31
GROUP 4.....	\$ 29.54	22.31

FOOTNOTES:

Laborers working off or with or from bos'n chairs, swinging scaffolds, belts shall receive \$0.25 per hour above the applicable wage rate. This shall not apply to workers entitled to receive the wage rate set forth in Group 1-a below.

LABORER CLASSIFICATIONS

CONSTRUCTION SPECIALIST GROUP: Asphalt ironer and raker; Chainsaw; Laser beam in connection with laborers' work; Cast-in- place manhole form setter; Pressure pipelayer; Davis trencher - 300 or similar type (and all small trenchers); Blaster; Diamond driller; Multiple unit drill; Hydraulic drill

GROUP 1: Asphalt spreader boxes (all types); Barko, Wacker and similar type tampers; Buggymobile; Caulker, bander, pipewrapper, conduit layer, plastic pipelayer; Certified hazardous waste worker including Leade Abatement; Compactors of all types; Concrete and magnesite mixer, 1/2 yd. and under; Concrete pan work; Concrete sander; Concrete saw; Cribber and/or shoring; Cut granite curb setter; Dri-pak-it machine; Faller, logloader and buckler; Form raiser, slip forms; Green cutter; Headerboard, Hubsetter, aligner, by any method; High pressure blow pipe (1-1/2" or over, 100 lbs. pressure/over); Hydro seeder and similar type; Jackhammer operator; Jacking of pipe over 12 inches; Jackson and similar type compactor; Kettle tender, pot and worker applying asphalt, lay-kold, creosote, lime, caustic and similar type materials (applying means applying, dipping or handling of such materials); Lagging, sheeting, whaling, bracing, trenchjacking, lagging hammer; Magnesite, epoxyresin, fiberglass, mastic worker (wet or dry); No joint pipe and stripping of same, including repair of voids; Pavement breaker and spader, including tool grinder; Perma curb; Pipelayer (including grade checking in connection with pipelaying); Precast-manhole setter;

Pressure pipe tester; Post hole digger, air, gas and electric; Power broom sweeper; Power tampers of all types (except as shown in Group 2); Ram set gun and stud gun; Riprap stonepaver and rock-slinger, including placing of sacked concrete and/or sand (wet or dry) and gabions and similar type; Rotary scarifier or multiple head concrete chipping scarifier; Roto and Ditch Witch; Rototiller; Sandblaster, pot, gun, nozzle operators; Signalling and rigging; Tank cleaner; Tree climber; Turbo blaster; Vibrascreed, bull float in connection with laborers' work; Vibrator; Hazardous waste worker (lead removal); Asbestos and mold removal worker

GROUP 1-a: Joy drill model TWM-2A; Gardner-Denver model DH143 and similar type drills; Track driller; Jack leg driller; Wagon driller; Mechanical drillers, all types regardless of type or method of power; Mechanical pipe layers, all types regardless of type or method of power; Blaster and powder; All work of loading, placing and blasting of all powder and explosives of whatever type regardless of method used for such loading and placing; High scalers (including drilling of same); Tree topper; Bit grinder

GROUP 1-b: Sewer cleaners shall receive \$4.00 per day above Group 1 wage rates. ""Sewer cleaner"" means any worker who handles or comes in contact with raw sewage in small diameter sewers. Those who work inside recently active, large diameter sewers, and all recently active sewer manholes shall receive \$5.00 per day above Group 1 wage rates.

GROUP 1-c: Burning and welding in connection with laborers' work; Synthetic thermoplastics and similar type welding

GROUP 1-d: Maintenance and repair track and road beds. All employees performing work covered herein shall receive \$.25 per hour above their regular rate for all work performed on underground structures not specifically covered herein. This paragraph shall not be construed to apply to work below ground level in open cut. It shall apply to cut and cover work of subway construction after the temporary cover has been placed.

GROUP 1-e: Work on and/or in bell hole footings and shafts thereof, and work on and in deep footings. (A deep footing is a hole 15 feet or more in depth.) In the event the depth of the footing is unknown at the commencement of excavation, and the final depth exceeds 15 feet, the deep footing wage rate would apply to all employees for each and every day worked on or in the excavation of the footing from the date of inception.

GROUP 1-f: Wire winding machine in connection with guniting or shot crete

GROUP 2: Asphalt shoveler; Cement dumper and handling dry cement or gypsum; Choke-setter and rigger (clearing work); Concrete bucket dumper and chute; Concrete chipping and grinding; Concrete laborer (wet or dry); Driller tender, chuck tender, nipper; Guinea chaser (stake), grout crew; High pressure nozzle, adductor; Hydraulic monitor (over 100 lbs. pressure); Loading and unloading, carrying and hauling of all rods and materials for use in reinforcing concrete construction; Pittsburgh chipper and similar type brush shredders; Sloper; Single foot, hand-held, pneumatic

tamper; All pneumatic, air, gas and electric tools not listed in Groups 1 through 1-f; Jacking of pipe - under 12 inches

GROUP 3: Construction laborers, including bridge and general laborer; Dump, load spotter; Flag person; Fire watcher; Fence erector; Guardrail erector; Gardener, horticultural and landscape laborer; Jetting; Limber, brush loader and piler; Pavement marker (button setter); Maintenance, repair track and road beds; Streetcar and railroad construction track laborer; Temporary air and water lines, Victaulic or similar; Tool room attendant (jobsite only)

GROUP 4: Final clean-up work of debris, grounds and building including but not limited to: street cleaner; cleaning and washing windows; brick cleaner (jobsite only); material cleaner (jobsite only). The classification "material cleaner" is to be utilized under the following conditions:

- A: at demolition site for the salvage of the material.
- B: at the conclusion of a job where the material is to be salvaged and stocked to be reused on another job.
- C: for the cleaning of salvage material at the jobsite or temporary jobsite yard.

The material cleaner classification should not be used in the performance of "form stripping, cleaning and oiling and moving to the next point of erection".

GUNITE LABORER CLASSIFICATIONS

GROUP 1: Structural Nozzleman

GROUP 2: Nozzleman, Gunman, Potman, Groundman

GROUP 3: Reboundman

GROUP 4: Guniting laborer

WRECKING WORK LABORER CLASSIFICATIONS

GROUP 1: Skilled wrecker (removing and salvaging of sash, windows and materials)

GROUP 2: Semi-skilled wrecker (salvaging of other building materials)

LAB00261-011 07/01/2021

SAN FRANCISCO AND SAN MATEO COUNTIES:

	Rates	Fringes
MASON TENDER, BRICK.....	\$ 34.85	26.32

FOOTNOTES: Underground work such as sewers, manholes, catch basins, sewer pipes, telephone conduits, tunnels and cut trenches: \$5.00 per day additional. Work in live sewage: \$2.50 per day additional.

LAB00261-014 07/01/2022

SAN FRANCISCO AND SAN MATEO COUNTIES:

	Rates	Fringes
PLASTER TENDER.....	\$ 40.48	30.23

Work on a swing stage scaffold: \$1.00 per hour additional.

LAB00270-003 06/28/2021

AREA A: SANTA CLARA

AREA B: MONTEREY, SAN BENITO AND SANTA CRUZ COUNTIES

	Rates	Fringes
LABORER (TRAFFIC CONTROL/LANE CLOSURE)		
Escort Driver, Flag Person		
Area A.....	\$ 34.48	26.21
Area B.....	\$ 33.48	26.21
Traffic Control Person I		
Area A.....	\$ 34.78	26.21
Area B.....	\$ 33.78	26.21
Traffic Control Person II		
Area A.....	\$ 32.28	26.21
Area B.....	\$ 31.28	26.21

TRAFFIC CONTROL PERSON I: Layout of traffic control, crash cushions, construction area and roadside signage.

TRAFFIC CONTROL PERSON II: Installation and removal of temporary/permanent signs, markers, delineators and crash cushions.

LAB00270-004 07/01/2021

MONTEREY, SAN BENITO, SANTA CLARA, AND SANTA CRUZ COUNTIES

	Rates	Fringes
Tunnel and Shaft Laborers:		
GROUP 1.....	\$ 42.00	25.71
GROUP 2.....	\$ 41.77	25.71
GROUP 3.....	\$ 41.52	25.71
GROUP 4.....	\$ 41.07	25.71
GROUP 5.....	\$ 40.53	25.71
Shotcrete Specialist.....	\$ 42.52	25.71

TUNNEL AND SHAFT CLASSIFICATIONS

GROUP 1: Diamond driller; Groundmen; Gunite and shotcrete nozzle men

GROUP 2: Rodmen; Shaft work & raise (below actual or excavated ground level)

GROUP 3: Bit grinder; Blaster, driller, powdermen, heading; Cherry pickermen - where car is lifted; Concrete finisher in tunnel; Concrete screedman; Grout pumpman and potman; Gunite & shotcrete gunman & potman; Headermen; High

pressure nozzleman; Miner - tunnel, including top and bottom man on shaft and raise work; Nipper; Nozzleman on slick line; Sandblaster - potman, Robotic Shotcrete Placer, Segment Erector, Tunnel Muck Hauler, Steel Form raiser and setter; Timberman, retimberman (wood or steel or substitute materials therefore); Tugger (for tunnel laborer work); Cable tender; Chuck tender; Powderman - primer house

GROUP 4: Vibrator operator, pavement breaker; Bull gang - muckers, trackmen; Concrete crew - includes rodding and spreading, Dumpmen (any method)

GROUP 5: Grout crew; Reboundman; Swamper/ Brakeman

LAB00270-005 07/01/2022

MONTEREY AND SAN BENITO COUNTIES

	Rates	Fringes
LABORER		
Mason Tender-Brick.....	\$ 35.29	25.21

LAB00270-007 06/25/2018

MONTEREY, SAN BENITO, AND SANTA CRUZ, COUNTIES

	Rates	Fringes
LABORER (CONSTRUCTION CRAFT		
LABORERS - AREA B)		
Construction Specialist		
Group.....	\$ 30.40	23.20
GROUP 1.....	\$ 29.79	23.20
GROUP 1-a.....	\$ 30.01	23.20
GROUP 1-c.....	\$ 29.84	23.20
GROUP 1-e.....	\$ 30.34	23.20
GROUP 1-f.....	\$ 30.37	23.20
GROUP 2.....	\$ 29.64	23.20
GROUP 3.....	\$ 29.54	23.20
GROUP 4.....	\$ 23.23	23.20

See groups 1-b and 1-d under laborer classifications.

LABORER (GARDENERS,
HORTICULTURAL & LANDSCAPE

LABORERS - AREA B)		
(1) New Construction.....	\$ 29.54	23.20
(2) Establishment Warranty		
Period.....	\$ 23.23	23.20

LABORER (GUNITE - AREA B)		
GROUP 1.....	\$ 29.75	22.31
GROUP 2.....	\$ 29.25	22.31
GROUP 3.....	\$ 28.66	22.31
GROUP 4.....	\$ 28.54	22.31

LABORER (WRECKING - AREA B)		
GROUP 1.....	\$ 29.79	23.20
GROUP 2.....	\$ 29.64	23.20

FOOTNOTES:

Laborers working off or with or from bos'n chairs, swinging scaffolds, belts shall receive \$0.25 per hour above the applicable wage rate. This shall not apply to workers entitled to receive the wage rate set forth in Group 1-a below.

LABORER CLASSIFICATIONS

CONSTRUCTION SPECIALIST GROUP: Asphalt ironer and raker; Chainsaw; Laser beam in connection with laborers' work; Cast-in- place manhole form setter; Pressure pipelayer; Davis trencher - 300 or similar type (and all small trenchers); Blaster; Diamond driller; Multiple unit drill; Hydraulic drill

GROUP 1: Asphalt spreader boxes (all types); Barko, Wacker and similar type tampers; Buggymobile; Caulker, bander, pipewrapper, conduit layer, plastic pipelayer; Certified hazardous waste worker including Leade Abatement; Compactors of all types; Concrete and magnesite mixer, 1/2 yd. and under; Concrete pan work; Concrete sander; Concrete saw; Cribber and/or shoring; Cut granite curb setter; Dri-pak-it machine; Faller, logloader and buckler; Form raiser, slip forms; Green cutter; Headerboard, Hubsetter, aligner, by any method; High pressure blow pipe (1-1/2" or over, 100 lbs. pressure/over); Hydro seeder and similar type; Jackhammer operator; Jacking of pipe over 12 inches; Jackson and similar type compactor; Kettle tender, pot and worker applying asphalt, lay-kold, creosote, lime, caustic and similar type materials (applying means applying, dipping or handling of such materials); Lagging, sheeting, whaling, bracing, trenchjacking, lagging hammer; Magnesite, epoxyresin, fiberglass, mastic worker (wet or dry); No joint pipe and stripping of same, including repair of voids; Pavement breaker and spader, including tool grinder; Perma curb; Pipelayer (including grade checking in connection with pipelaying); Precast-manhole setter; Pressure pipe tester; Post hole digger, air, gas and electric; Power broom sweeper; Power tampers of all types (except as shown in Group 2); Ram set gun and stud gun; Riprap stonepaver and rock-slinger, including placing of sacked concrete and/or sand (wet or dry) and gabions and similar type; Rotary scarifier or multiple head concrete chipping scarifier; Roto and Ditch Witch; Rototiller; Sandblaster, pot, gun, nozzle operators; Signalling and rigging; Tank cleaner; Tree climber; Turbo blaster; Vibrascreed, bull float in connection with laborers' work; Vibrator; Hazardous waste worker (lead removal); Asbestos and mold removal worker

GROUP 1-a: Joy drill model TWM-2A; Gardner-Denver model DH143 and similar type drills; Track driller; Jack leg driller; Wagon driller; Mechanical drillers, all types regardless of type or method of power; Mechanical pipe layers, all types regardless of type or method of power; Blaster and powder; All work of loading, placing and blasting of all powder and explosives of whatever type regardless of method used for such loading and placing; High scalers (including drilling of same); Tree topper; Bit grinder

GROUP 1-b: Sewer cleaners shall receive \$4.00 per day above Group 1 wage rates. "Sewer cleaner" means any worker who handles or comes in contact with raw sewage in small diameter sewers. Those who work inside recently active, large diameter sewers, and all recently active sewer manholes shall receive \$5.00 per day above Group 1 wage rates.

GROUP 1-c: Burning and welding in connection with laborers' work; Synthetic thermoplastics and similar type welding

GROUP 1-d: Maintenance and repair track and road beds. All employees performing work covered herein shall receive \$.25 per hour above their regular rate for all work performed on underground structures not specifically covered herein. This paragraph shall not be construed to apply to work below ground level in open cut. It shall apply to cut and cover work of subway construction after the temporary cover has been placed.

GROUP 1-e: Work on and/or in bell hole footings and shafts thereof, and work on and in deep footings. (A deep footing is a hole 15 feet or more in depth.) In the event the depth of the footing is unknown at the commencement of excavation, and the final depth exceeds 15 feet, the deep footing wage rate would apply to all employees for each and every day worked on or in the excavation of the footing from the date of inception.

GROUP 1-f: Wire winding machine in connection with guniting or shot crete

GROUP 2: Asphalt shoveler; Cement dumper and handling dry cement or gypsum; Choke-setter and rigger (clearing work); Concrete bucket dumper and chute; Concrete chipping and grinding; Concrete laborer (wet or dry); Driller tender, chuck tender, nipper; Guinea chaser (stake), grout crew; High pressure nozzle, adductor; Hydraulic monitor (over 100 lbs. pressure); Loading and unloading, carrying and hauling of all rods and materials for use in reinforcing concrete construction; Pittsburgh chipper and similar type brush shredders; Sloper; Single foot, hand-held, pneumatic tamper; All pneumatic, air, gas and electric tools not listed in Groups 1 through 1-f; Jacking of pipe - under 12 inches

GROUP 3: Construction laborers, including bridge and general laborer; Dump, load spotter; Flag person; Fire watcher; Fence erector; Guardrail erector; Gardener, horticultural and landscape laborer; Jetting; Limber, brush loader and piler; Pavement marker (button setter); Maintenance, repair track and road beds; Streetcar and railroad construction track laborer; Temporary air and water lines, Victaulic or similar; Tool room attendant (jobsite only)

GROUP 4: Final clean-up work of debris, grounds and building including but not limited to: street cleaner; cleaning and washing windows; brick cleaner (jobsite only); material cleaner (jobsite only). The classification "material cleaner" is to be utilized under the following conditions:

- A: at demolition site for the salvage of the material.
- B: at the conclusion of a job where the material is to be salvaged and stocked to be reused on another job.
- C: for the cleaning of salvage material at the jobsite or temporary jobsite yard.

The material cleaner classification should not be used in the performance of "form stripping, cleaning and oiling and moving to the next point of erection".

GROUP 1: Structural Nozzleman

GROUP 2: Nozzleman, Gunman, Potman, Groundman

GROUP 3: Reboundman

GROUP 4: Gunite laborer

WRECKING WORK LABORER CLASSIFICATIONS

GROUP 1: Skilled wrecker (removing and salvaging of sash,
windows and materials)

GROUP 2: Semi-skilled wrecker (salvaging of other building
materials)

LAB00270-010 06/25/2018

SANTA CLARA COUNTY

	Rates	Fringes
--	-------	---------

LABORER (CONSTRUCTION CRAFT

LABORERS - AREA A:)

Construction Specialist

Group.....	\$ 31.49	23.20
GROUP 1.....	\$ 30.79	23.20
GROUP 1-a.....	\$ 31.01	23.20
GROUP 1-c.....	\$ 30.84	23.20
GROUP 1-e.....	\$ 31.34	23.20
GROUP 1-f.....	\$ 30.37	23.20
GROUP 2.....	\$ 30.64	23.20
GROUP 3.....	\$ 30.54	23.20
GROUP 4.....	\$ 24.23	23.20

See groups 1-b and 1-d under laborer classifications.

LABORER (GARDENERS,

HORTICULTURAL & LANDSCAPE

LABORERS - AREA A:)

(1) New Construction.....	\$ 30.54	23.20
(2) Establishment Warranty Period.....	\$ 24.23	23.20

LABORER (GUNITE - AREA A:)

GROUP 1.....	\$ 30.75	22.31
GROUP 2.....	\$ 30.25	22.31
GROUP 3.....	\$ 29.66	22.31
GROUP 4.....	\$ 29.54	22.31

LABORER (WRECKING - AREA A:)

GROUP 1.....	\$ 30.79	23.20
GROUP 2.....	\$ 30.64	23.20

FOOTNOTES:

Laborers working off or with or from bos'n chairs, swinging
scaffolds, belts shall receive \$0.25 per hour above the
applicable wage rate. This shall not apply to workers
entitled to receive the wage rate set forth in Group 1-a
below.

LABORER CLASSIFICATIONS

CONSTRUCTION SPECIALIST GROUP: Asphalt ironer and raker; Chainsaw; Laser beam in connection with laborers' work; Cast-in-place manhole form setter; Pressure pipelayer; Davis trencher - 300 or similar type (and all small trenchers); Blaster; Diamond driller; Multiple unit drill; Hydraulic drill

GROUP 1: Asphalt spreader boxes (all types); Barko, Wacker and similar type tampers; Buggymobile; Caulker, bander, pipewrapper, conduit layer, plastic pipelayer; Certified hazardous waste worker including Lead Abatement; Compactors of all types; Concrete and magnesite mixer, 1/2 yd. and under; Concrete pan work; Concrete sander; Concrete saw; Cribber and/or shoring; Cut granite curb setter; Dri-pak-it machine; Faller, logloader and buckler; Form raiser, slip forms; Green cutter; Headerboard, Hubsetter, aligner, by any method; High pressure blow pipe (1-1/2" or over, 100 lbs. pressure/over); Hydro seeder and similar type; Jackhammer operator; Jacking of pipe over 12 inches; Jackson and similar type compactor; Kettle tender, pot and worker applying asphalt, lay-kold, creosote, lime, caustic and similar type materials (applying means applying, dipping or handling of such materials); Lagging, sheeting, whaling, bracing, trenchjacking, lagging hammer; Magnesite, epoxyresin, fiberglass, mastic worker (wet or dry); No joint pipe and stripping of same, including repair of voids; Pavement breaker and spader, including tool grinder; Perma curb; Pipelayer (including grade checking in connection with pipelaying); Precast-manhole setter; Pressure pipe tester; Post hole digger, air, gas and electric; Power broom sweeper; Power tampers of all types (except as shown in Group 2); Ram set gun and stud gun; Riprap stonepaver and rock-slinger, including placing of sacked concrete and/or sand (wet or dry) and gabions and similar type; Rotary scarifier or multiple head concrete chipping scarifier; Roto and Ditch Witch; Rototiller; Sandblaster, pot, gun, nozzle operators; Signalling and rigging; Tank cleaner; Tree climber; Turbo blaster; Vibrascreed, bull float in connection with laborers' work; Vibrator; Hazardous waste worker (lead removal); Asbestos and mold removal worker

GROUP 1-a: Joy drill model TWM-2A; Gardner-Denver model DH143 and similar type drills; Track driller; Jack leg driller; Wagon driller; Mechanical drillers, all types regardless of type or method of power; Mechanical pipe layers, all types regardless of type or method of power; Blaster and powder; All work of loading, placing and blasting of all powder and explosives of whatever type regardless of method used for such loading and placing; High scalers (including drilling of same); Tree topper; Bit grinder

GROUP 1-b: Sewer cleaners shall receive \$4.00 per day above Group 1 wage rates. "Sewer cleaner" means any worker who handles or comes in contact with raw sewage in small diameter sewers. Those who work inside recently active, large diameter sewers, and all recently active sewer manholes shall receive \$5.00 per day above Group 1 wage rates.

GROUP 1-c: Burning and welding in connection with laborers' work; Synthetic thermoplastics and similar type welding

GROUP 1-d: Maintenance and repair track and road beds. All

employees performing work covered herein shall receive \$.25 per hour above their regular rate for all work performed on underground structures not specifically covered herein. This paragraph shall not be construed to apply to work below ground level in open cut. It shall apply to cut and cover work of subway construction after the temporary cover has been placed.

GROUP 1-e: Work on and/or in bell hole footings and shafts thereof, and work on and in deep footings. (A deep footing is a hole 15 feet or more in depth.) In the event the depth of the footing is unknown at the commencement of excavation, and the final depth exceeds 15 feet, the deep footing wage rate would apply to all employees for each and every day worked on or in the excavation of the footing from the date of inception.

GROUP 1-f: Wire winding machine in connection with guniting or shot crete

GROUP 2: Asphalt shoveler; Cement dumper and handling dry cement or gypsum; Choke-setter and rigger (clearing work); Concrete bucket dumper and chute; Concrete chipping and grinding; Concrete laborer (wet or dry); Driller tender, chuck tender, nipper; Guinea chaser (stake), grout crew; High pressure nozzle, adductor; Hydraulic monitor (over 100 lbs. pressure); Loading and unloading, carrying and hauling of all rods and materials for use in reinforcing concrete construction; Pittsburgh chipper and similar type brush shredders; Sloper; Single foot, hand-held, pneumatic tamper; All pneumatic, air, gas and electric tools not listed in Groups 1 through 1-f; Jacking of pipe - under 12 inches

GROUP 3: Construction laborers, including bridge and general laborer; Dump, load spotter; Flag person; Fire watcher; Fence erector; Guardrail erector; Gardener, horticultural and landscape laborer; Jetting; Limber, brush loader and piler; Pavement marker (button setter); Maintenance, repair track and road beds; Streetcar and railroad construction track laborer; Temporary air and water lines, Victaulic or similar; Tool room attendant (jobsite only)

GROUP 4: Final clean-up work of debris, grounds and building including but not limited to: street cleaner; cleaning and washing windows; brick cleaner (jobsite only); material cleaner (jobsite only). The classification "material cleaner" is to be utilized under the following conditions:

- A: at demolition site for the salvage of the material.
- B: at the conclusion of a job where the material is to be salvaged and stocked to be reused on another job.
- C: for the cleaning of salvage material at the jobsite or temporary jobsite yard.

The material cleaner classification should not be used in the performance of "form stripping, cleaning and oiling and moving to the next point of erection".

GUNITE LABORER CLASSIFICATIONS

GROUP 1: Structural Nozzleman

GROUP 2: Nozzleman, Gunman, Potman, Groundman

GROUP 3: Reboundman

GROUP 4: Gunite laborer

WRECKING WORK LABORER CLASSIFICATIONS

GROUP 1: Skilled wrecker (removing and salvaging of sash,
windows and materials)

GROUP 2: Semi-skilled wrecker (salvaging of other building
materials)

LAB00270-011 07/01/2017

MONTEREY, SAN BENITO, SANTA CRUZ, SANTA CLARA COUNTIES

	Rates	Fringes
LABORER (Plaster Tender).....	\$ 34.70	21.22

Work on a swing stage scaffold: \$1.00 per hour additional.

LAB00294-001 07/01/2022

FRESNO, KINGS AND MADERA COUNTIES

	Rates	Fringes
LABORER (Brick)		
Mason Tender-Brick.....	\$ 35.29	25.21

LAB00294-002 06/28/2021

FRESNO, KINGS, AND MADERA COUNTIES

	Rates	Fringes
LABORER (TRAFFIC CONTROL/LANE CLOSURE)		
Escort Driver, Flag Person..	\$ 33.48	26.21
Traffic Control Person I....	\$ 33.78	26.21
Traffic Control Person II...	\$ 31.28	26.21

TRAFFIC CONTROL PERSON I: Layout of traffic control, crash
cushions, construction area and roadside signage.

TRAFFIC CONTROL PERSON II: Installation and removal of
temporary/permanent signs, markers, delineators and crash
cushions.

LAB00294-005 07/01/2021

FRESNO, KINGS, AND MADERA COUNTIES

	Rates	Fringes
Tunnel and Shaft Laborers:		
GROUP 1.....	\$ 42.00	25.71
GROUP 2.....	\$ 41.77	25.71
GROUP 3.....	\$ 41.52	25.71

GROUP 4.....	\$ 41.07	25.71
GROUP 5.....	\$ 40.53	25.71
Shotcrete Specialist.....	\$ 42.52	25.71

TUNNEL AND SHAFT CLASSIFICATIONS

GROUP 1: Diamond driller; Groundmen; Gunite and shotcrete nozzlelemen

GROUP 2: Rodmen; Shaft work & raise (below actual or excavated ground level)

GROUP 3: Bit grinder; Blaster, driller, powdermen, heading; Cherry pickermen - where car is lifted; Concrete finisher in tunnel; Concrete screedman; Grout pumpman and potman; Gunite & shotcrete gunman & potman; Headermen; High pressure nozzleman; Miner - tunnel, including top and bottom man on shaft and raise work; Nipper; Nozzleman on slick line; Sandblaster - potman, Robotic Shotcrete Placer, Segment Erector, Tunnel Muck Hauler, Steel Form raiser and setter; Timberman, retimberman (wood or steel or substitute materials therefore); Tugger (for tunnel laborer work); Cable tender; Chuck tender; Powderman - primer house

GROUP 4: Vibrator operator, pavement breaker; Bull gang - muckers, trackmen; Concrete crew - includes rodding and spreading, Dumpmen (any method)

GROUP 5: Grout crew; Reboundman; Swamper/ Brakeman

LAB00294-008 06/25/2018

FRESNO, KINGS, AND MADERA COUNTIES

	Rates	Fringes
--	-------	---------

LABORER (CONSTRUCTION CRAFT

LABORERS - AREA B:)

Construction Specialist

Group.....	\$ 30.49	23.20
GROUP 1.....	\$ 29.79	23.20
GROUP 1-a.....	\$ 30.01	23.20
GROUP 1-c.....	\$ 29.84	23.20
GROUP 1-e.....	\$ 30.34	23.20
GROUP 1-f.....	\$ 30.37	23.20
GROUP 2.....	\$ 29.64	23.20
GROUP 3.....	\$ 29.54	23.20
GROUP 4.....	\$ 23.23	23.20

See groups 1-b and 1-d under laborer classifications.

LABORER (GARDENERS,

HORTICULTURAL & LANDSCAPE

LABORERS - AREA B:)

(1) New Construction.....	\$ 29.54	23.20
(2) Establishment Warranty Period.....	\$ 23.23	23.20

LABORER (GUNITE - AREA B:)

GROUP 1.....	\$ 29.75	22.31
GROUP 2.....	\$ 29.25	22.31
GROUP 3.....	\$ 28.66	22.31
GROUP 4.....	\$ 28.54	22.31

LABORER (WRECKING - AREA B:)

GROUP 1.....	\$ 29.79	23.20
GROUP 2.....	\$ 29.64	23.20

FOOTNOTES:

Laborers working off or with or from bos'n chairs, swinging scaffolds, belts shall receive \$0.25 per hour above the applicable wage rate. This shall not apply to workers entitled to receive the wage rate set forth in Group 1-a below.

LABORER CLASSIFICATIONS

CONSTRUCTION SPECIALIST GROUP: Asphalt ironer and raker; Chainsaw; Laser beam in connection with laborers' work; Cast-in- place manhole form setter; Pressure pipelayer; Davis trencher - 300 or similar type (and all small trenchers); Blaster; Diamond drilller; Multiple unit drill; Hydraulic drill

GROUP 1: Asphalt spreader boxes (all types); Barko, Wacker and similar type tampers; Buggymobile; Caulker, bander, pipewrapper, conduit layer, plastic pipelayer; Certified hazardous waste worker including Leade Abatement; Compactors of all types; Concrete and magnesite mixer, 1/2 yd. and under; Concrete pan work; Concrete sander; Concrete saw; Cribber and/or shoring; Cut granite curb setter; Dri-pak-it machine; Faller, logloader and buckler; Form raiser, slip forms; Green cutter; Headerboard, Hubsetter, aligner, by any method; High pressure blow pipe (1-1/2" or over, 100 lbs. pressure/over); Hydro seeder and similar type; Jackhammer operator; Jacking of pipe over 12 inches; Jackson and similar type compactor; Kettle tender, pot and worker applying asphalt, lay-kold, creosote, lime, caustic and similar type materials (applying means applying, dipping or handling of such materials); Lagging, sheeting, whaling, bracing, trenchjacking, lagging hammer; Magnesite, epoxyresin, fiberglass, mastic worker (wet or dry); No joint pipe and stripping of same, including repair of voids; Pavement breaker and spader, including tool grinder; Perma curb; Pipelayer (including grade checking in connection with pipelaying); Precast-manhole setter; Pressure pipe tester; Post hole digger, air, gas and electric; Power broom sweeper; Power tampers of all types (except as shown in Group 2); Ram set gun and stud gun; Riprap stonepaver and rock-slinger, including placing of sacked concrete and/or sand (wet or dry) and gabions and similar type; Rotary scarifier or multiple head concrete chipping scarifier; Roto and Ditch Witch; Rototiller; Sandblaster, pot, gun, nozzle operators; Signalling and rigging; Tank cleaner; Tree climber; Turbo blaster; Vibrascreed, bull float in connection with laborers' work; Vibrator; Hazardous waste worker (lead removal); Asbestos and mold removal worker

GROUP 1-a: Joy drill model TWM-2A; Gardner-Denver model DH143 and similar type drills; Track drilller; Jack leg drilller; Wagon drilller; Mechanical drillers, all types regardless of type or method of power; Mechanical pipe layers, all types regardless of type or method of power; Blaster and powder; All work of loading, placing and blasting of all powder and explosives of whatever type regardless of method used for such loading and placing; High scalers (including drilling of same); Tree topper; Bit grinder

GROUP 1-b: Sewer cleaners shall receive \$4.00 per day above

Group 1 wage rates. ""Sewer cleaner"" means any worker who handles or comes in contact with raw sewage in small diameter sewers. Those who work inside recently active, large diameter sewers, and all recently active sewer manholes shall receive \$5.00 per day above Group 1 wage rates.

GROUP 1-c: Burning and welding in connection with laborers' work; Synthetic thermoplastics and similar type welding

GROUP 1-d: Maintenance and repair track and road beds. All employees performing work covered herein shall receive \$.25 per hour above their regular rate for all work performed on underground structures not specifically covered herein. This paragraph shall not be construed to apply to work below ground level in open cut. It shall apply to cut and cover work of subway construction after the temporary cover has been placed.

GROUP 1-e: Work on and/or in bell hole footings and shafts thereof, and work on and in deep footings. (A deep footing is a hole 15 feet or more in depth.) In the event the depth of the footing is unknown at the commencement of excavation, and the final depth exceeds 15 feet, the deep footing wage rate would apply to all employees for each and every day worked on or in the excavation of the footing from the date of inception.

GROUP 1-f: Wire winding machine in connection with guniting or shot crete

GROUP 2: Asphalt shoveler; Cement dumper and handling dry cement or gypsum; Choke-setter and rigger (clearing work); Concrete bucket dumper and chute; Concrete chipping and grinding; Concrete laborer (wet or dry); Driller tender, chuck tender, nipper; Guinea chaser (stake), grout crew; High pressure nozzle, adductor; Hydraulic monitor (over 100 lbs. pressure); Loading and unloading, carrying and hauling of all rods and materials for use in reinforcing concrete construction; Pittsburgh chipper and similar type brush shredders; Sloper; Single foot, hand-held, pneumatic tamper; All pneumatic, air, gas and electric tools not listed in Groups 1 through 1-f; Jacking of pipe - under 12 inches

GROUP 3: Construction laborers, including bridge and general laborer; Dump, load spotter; Flag person; Fire watcher; Fence erector; Guardrail erector; Gardener, horticultural and landscape laborer; Jetting; Limber, brush loader and piler; Pavement marker (button setter); Maintenance, repair track and road beds; Streetcar and railroad construction track laborer; Temporary air and water lines, Victaulic or similar; Tool room attendant (jobsite only)

GROUP 4: Final clean-up work of debris, grounds and building including but not limited to: street cleaner; cleaning and washing windows; brick cleaner (jobsite only); material cleaner (jobsite only). The classification ""material cleaner"" is to be utilized under the following conditions:

A: at demolition site for the salvage of the material.

B: at the conclusion of a job where the material is to be salvaged and stocked to be reused on another job.

C: for the cleaning of salvage material at the jobsite or temporary jobsite yard.

The material cleaner classification should not be used in the performance of "form stripping, cleaning and oiling and moving to the next point of erection".

GUNITE LABORER CLASSIFICATIONS

GROUP 1: Structural Nozzleman

GROUP 2: Nozzleman, Gunman, Potman, Groundman

GROUP 3: Reboundman

GROUP 4: Guniting laborer

WRECKING WORK LABORER CLASSIFICATIONS

GROUP 1: Skilled wrecker (removing and salvaging of sash, windows and materials)

GROUP 2: Semi-skilled wrecker (salvaging of other building materials)

LAB00294-010 07/01/2021

CALAVERAS, FRESNO, KINGS, MADERA, MARIPOSA, MERCED, SAN JOAQUIN, STANISLAUS & TUOLUMNE

	Rates	Fringes
Plasterer tender.....	\$ 35.82	28.45

Work on a swing stage scaffold: \$1.00 per hour additional.

LAB00294-011 07/01/2021

FRESNO, KINGS, AND MADERA COUNTIES

	Rates	Fringes
LABORER (Plaster Tender).....	\$ 35.82	28.45

Work on a swing stage scaffold: \$1.00 per hour additional.

LAB00304-002 06/28/2021

ALAMEDA COUNTY

	Rates	Fringes
LABORER (TRAFFIC CONTROL/LANE CLOSURE)		
Escort Driver, Flag Person..	\$ 34.48	26.21
Traffic Control Person I....	\$ 34.78	26.21
Traffic Control Person II...	\$ 32.28	26.21

TRAFFIC CONTROL PERSON I: Layout of traffic control, crash cushions, construction area and roadside signage.

TRAFFIC CONTROL PERSON II: Installation and removal of

temporary/permanent signs, markers, delineators and crash cushions.

LAB00304-003 07/01/2021

ALAMEDA COUNTY

	Rates	Fringes
Tunnel and Shaft Laborers:		
GROUP 1.....	\$ 42.00	25.71
GROUP 2.....	\$ 41.77	25.71
GROUP 3.....	\$ 41.52	25.71
GROUP 4.....	\$ 41.07	25.71
GROUP 5.....	\$ 40.53	25.71
Shotcrete Specialist.....	\$ 42.52	25.71

TUNNEL AND SHAFT CLASSIFICATIONS

GROUP 1: Diamond driller; Groundmen; Gunite and shotcrete nozzlemen

GROUP 2: Rodmen; Shaft work & raise (below actual or excavated ground level)

GROUP 3: Bit grinder; Blaster, driller, powdermen, heading; Cherry pickermen - where car is lifted; Concrete finisher in tunnel; Concrete screedman; Grout pumpman and potman; Gunite & shotcrete gunman & potman; Headermen; High pressure nozzleman; Miner - tunnel, including top and bottom man on shaft and raise work; Nipper; Nozzleman on slick line; Sandblaster - potman, Robotic Shotcrete Placer, Segment Erector, Tunnel Muck Hauler, Steel Form raiser and setter; Timberman, retimberman (wood or steel or substitute materials therefore); Tugger (for tunnel laborer work); Cable tender; Chuck tender; Powderman - primer house

GROUP 4: Vibrator operator, pavement breaker; Bull gang - muckers, trackmen; Concrete crew - includes rodding and spreading, Dumpmen (any method)

GROUP 5: Grout crew; Reboundman; Swamper/ Brakeman

LAB00304-004 06/25/2018

ALAMEDA COUNTY

	Rates	Fringes
LABORER (CONSTRUCTION CRAFT		
LABORERS - AREA A:)		
Construction Specialist		
Group.....	\$ 31.49	23.20
GROUP 1.....	\$ 30.79	23.20
GROUP 1-a.....	\$ 31.01	23.20
GROUP 1-c.....	\$ 30.84	23.20
GROUP 1-e.....	\$ 31.34	23.20
GROUP 1-f.....	\$ 30.37	23.20
GROUP 2.....	\$ 30.64	23.20
GROUP 3.....	\$ 30.54	23.20
GROUP 4.....	\$ 24.23	23.20

See groups 1-b and 1-d under laborer classifications.

LABORER (GARDENERS,

HORTICULTURAL & LANDSCAPE

LABORERS - AREA A:)

(1) New Construction.....	\$ 30.54	23.20
(2) Establishment Warranty Period.....	\$ 24.23	23.20

LABORER (GUNITE - AREA A:)

GROUP 1.....	\$ 30.75	22.31
GROUP 2.....	\$ 30.25	22.31
GROUP 3.....	\$ 29.66	22.31
GROUP 4.....	\$ 29.54	22.31

LABORER (WRECKING - AREA A:)

GROUP 1.....	\$ 30.79	23.20
GROUP 2.....	\$ 30.64	23.20

FOOTNOTES:

Laborers working off or with or from bos'n chairs, swinging scaffolds, belts shall receive \$0.25 per hour above the applicable wage rate. This shall not apply to workers entitled to receive the wage rate set forth in Group 1-a below.

LABORER CLASSIFICATIONS

CONSTRUCTION SPECIALIST GROUP: Asphalt ironer and raker; Chainsaw; Laser beam in connection with laborers' work; Cast-in- place manhole form setter; Pressure pipelayer; Davis trencher - 300 or similar type (and all small trenchers); Blaster; Diamond driller; Multiple unit drill; Hydraulic drill

GROUP 1: Asphalt spreader boxes (all types); Barko, Wacker and similar type tampers; Buggymobile; Caulker, bander, pipewrapper, conduit layer, plastic pipelayer; Certified hazardous waste worker including Leade Abatement; Compactors of all types; Concrete and magnesite mixer, 1/2 yd. and under; Concrete pan work; Concrete sander; Concrete saw; Cribber and/or shoring; Cut granite curb setter; Dri-pak-it machine; Faller, logloader and buckler; Form raiser, slip forms; Green cutter; Headerboard, Hubsetter, aligner, by any method; High pressure blow pipe (1-1/2" or over, 100 lbs. pressure/over); Hydro seeder and similar type; Jackhammer operator; Jacking of pipe over 12 inches; Jackson and similar type compactor; Kettle tender, pot and worker applying asphalt, lay-kold, creosote, lime, caustic and similar type materials (applying means applying, dipping or handling of such materials); Lagging, sheeting, whaling, bracing, trenchjacking, lagging hammer; Magnesite, epoxyresin, fiberglass, mastic worker (wet or dry); No joint pipe and stripping of same, including repair of voids; Pavement breaker and spader, including tool grinder; Perma curb; Pipelayer (including grade checking in connection with pipelaying); Precast-manhole setter; Pressure pipe tester; Post hole digger, air, gas and electric; Power broom sweeper; Power tampers of all types (except as shown in Group 2); Ram set gun and stud gun; Riprap stonepaver and rock-slinger, including placing of sacked concrete and/or sand (wet or dry) and gabions and similar type; Rotary scarifier or multiple head concrete chipping scarifier; Roto and Ditch Witch; Rototiller; Sandblaster, pot, gun, nozzle operators; Signalling and rigging; Tank cleaner; Tree climber; Turbo blaster; Vibrascreed, bull float in connection with laborers' work;

Vibrator; Hazardous waste worker (lead removal); Asbestos and mold removal worker

GROUP 1-a: Joy drill model TWM-2A; Gardner-Denver model DH143 and similar type drills; Track driller; Jack leg driller; Wagon driller; Mechanical drillers, all types regardless of type or method of power; Mechanical pipe layers, all types regardless of type or method of power; Blaster and powder; All work of loading, placing and blasting of all powder and explosives of whatever type regardless of method used for such loading and placing; High scalers (including drilling of same); Tree topper; Bit grinder

GROUP 1-b: Sewer cleaners shall receive \$4.00 per day above Group 1 wage rates. "Sewer cleaner" means any worker who handles or comes in contact with raw sewage in small diameter sewers. Those who work inside recently active, large diameter sewers, and all recently active sewer manholes shall receive \$5.00 per day above Group 1 wage rates.

GROUP 1-c: Burning and welding in connection with laborers' work; Synthetic thermoplastics and similar type welding

GROUP 1-d: Maintenance and repair track and road beds. All employees performing work covered herein shall receive \$.25 per hour above their regular rate for all work performed on underground structures not specifically covered herein. This paragraph shall not be construed to apply to work below ground level in open cut. It shall apply to cut and cover work of subway construction after the temporary cover has been placed.

GROUP 1-e: Work on and/or in bell hole footings and shafts thereof, and work on and in deep footings. (A deep footing is a hole 15 feet or more in depth.) In the event the depth of the footing is unknown at the commencement of excavation, and the final depth exceeds 15 feet, the deep footing wage rate would apply to all employees for each and every day worked on or in the excavation of the footing from the date of inception.

GROUP 1-f: Wire winding machine in connection with guniting or shotcrete

GROUP 2: Asphalt shoveler; Cement dumper and handling dry cement or gypsum; Choke-setter and rigger (clearing work); Concrete bucket dumper and chute; Concrete chipping and grinding; Concrete laborer (wet or dry); Driller tender, chuck tender, nipper; Guinea chaser (stake), grout crew; High pressure nozzle, adductor; Hydraulic monitor (over 100 lbs. pressure); Loading and unloading, carrying and hauling of all rods and materials for use in reinforcing concrete construction; Pittsburgh chipper and similar type brush shredders; Sloper; Single foot, hand-held, pneumatic tamper; All pneumatic, air, gas and electric tools not listed in Groups 1 through 1-f; Jacking of pipe - under 12 inches

GROUP 3: Construction laborers, including bridge and general laborer; Dump, load spotter; Flag person; Fire watcher; Fence erector; Guardrail erector; Gardener, horticultural and landscape laborer; Jetting; Limber, brush loader and piler; Pavement marker (button setter); Maintenance, repair track and road beds; Streetcar and railroad construction

track laborer; Temporary air and water lines, Victaulic or similar; Tool room attendant (jobsite only)

GROUP 4: Final clean-up work of debris, grounds and building including but not limited to: street cleaner; cleaning and washing windows; brick cleaner (jobsite only); material cleaner (jobsite only). The classification "material cleaner" is to be utilized under the following conditions:

- A: at demolition site for the salvage of the material.
- B: at the conclusion of a job where the material is to be salvaged and stocked to be reused on another job.
- C: for the cleaning of salvage material at the jobsite or temporary jobsite yard.

The material cleaner classification should not be used in the performance of "form stripping, cleaning and oiling and moving to the next point of erection".

GUNITE LABORER CLASSIFICATIONS

GROUP 1: Structural Nozzleman

GROUP 2: Nozzleman, Gunman, Potman, Groundman

GROUP 3: Reboundman

GROUP 4: Guniting laborer

WRECKING WORK LABORER CLASSIFICATIONS

GROUP 1: Skilled wrecker (removing and salvaging of sash, windows and materials)

GROUP 2: Semi-skilled wrecker (salvaging of other building materials)

LAB00304-005 05/01/2018

ALAMEDA COUNTY

	Rates	Fringes
Brick Tender.....	\$ 35.37	20.70

FOOTNOTES: Work on jobs where heat-protective clothing is required: \$2.00 per hour additional. Work at grinders: \$.25 per hour additional. Manhole work: \$2.00 per day additional.

LAB00304-008 07/01/2017

ALAMEDA AND CONTRA COSTA COUNTIES:

	Rates	Fringes
Plasterer tender.....	\$ 34.70	23.11

Work on a swing stage scaffold: \$1.00 per hour additional.

LAB00324-002 06/28/2021

CONTRA COSTA COUNTY

	Rates	Fringes
LABORER (TRAFFIC CONTROL/LANE CLOSURE)		
Escort Driver, Flag Person..	\$ 34.48	26.21
Traffic Control Person I....	\$ 34.78	26.21
Traffic Control Person II...	\$ 32.28	26.21

TRAFFIC CONTROL PERSON I: Layout of traffic control, crash cushions, construction area and roadside signage.

TRAFFIC CONTROL PERSON II: Installation and removal of temporary/permanent signs, markers, delineators and crash cushions.

LAB00324-006 06/25/2018

CONTRA COSTA COUNTY

	Rates	Fringes
Tunnel and Shaft Laborers:		
GROUP 1.....	\$ 37.82	24.11
GROUP 2.....	\$ 37.59	24.11
GROUP 3.....	\$ 37.34	24.11
GROUP 4.....	\$ 36.89	24.11
GROUP 5.....	\$ 36.35	24.11
Shotcrete Specialist.....	\$ 38.34	24.11

TUNNEL AND SHAFT CLASSIFICATIONS

GROUP 1: Diamond driller; Groundmen; Gunite and shotcrete nozzlemen

GROUP 2: Rodmen; Shaft work & raise (below actual or excavated ground level)

GROUP 3: Bit grinder; Blaster, driller, powdermen, heading; Cherry pickermen - where car is lifted; Concrete finisher in tunnel; Concrete screedman; Grout pumpman and potman; Gunite & shotcrete gunman & potman; Headermen; High pressure nozzleman; Miner - tunnel, including top and bottom man on shaft and raise work; Nipper; Nozzleman on slick line; Sandblaster - potman, Robotic Shotcrete Placer, Segment Erector, Tunnel Muck Hauler, Steel Form raiser and setter; Timberman, retimberman (wood or steel or substitute materials therefore); Tugger (for tunnel laborer work); Cable tender; Chuck tender; Powderman - primer house

GROUP 4: Vibrator operator, pavement breaker; Bull gang - muckers, trackmen; Concrete crew - includes rodding and spreading, Dumpmen (any method)

GROUP 5: Grout crew; Reboundman; Swamper/ Brakeman

LAB00324-012 06/25/2018

CONTRA COSTA COUNTY

Rates	Fringes
-------	---------

LABORER (CONSTRUCTION CRAFT

LABORERS - AREA A:)

Construction Specialist

Group.....	\$ 31.49	23.20
GROUP 1.....	\$ 30.79	23.20
GROUP 1-a.....	\$ 31.01	23.20
GROUP 1-c.....	\$ 30.84	23.20
GROUP 1-e.....	\$ 31.34	23.20
GROUP 1-f.....	\$ 30.37	23.20
GROUP 1-g.....	\$ 30.99	23.20
GROUP 2.....	\$ 30.64	23.20
GROUP 3.....	\$ 30.54	23.20
GROUP 4.....	\$ 24.23	23.20

See groups 1-b and 1-d under laborer classifications.

LABORER (GARDENERS,

HORTICULURAL & LANDSCAPE

LABORERS - AREA A:)

(1) New Construction.....	\$ 30.54	23.20
(2) Establishment Warranty		
Period.....	\$ 24.23	23.20

LABORER (GUNITE - AREA A:)

GROUP 1.....	\$ 30.75	22.31
GROUP 2.....	\$ 30.25	22.31
GROUP 3.....	\$ 29.66	22.31
GROUP 4.....	\$ 29.54	22.31

LABORER (WRECKING - AREA A:)

GROUP 1.....	\$ 30.79	23.20
GROUP 2.....	\$ 30.64	23.20

FOOTNOTES:

Laborers working off or with or from bos'n chairs, swinging scaffolds, belts shall receive \$0.25 per hour above the applicable wage rate. This shall not apply to workers entitled to receive the wage rate set forth in Group 1-a below.

LABORER CLASSIFICATIONS

CONSTRUCTION SPECIALIST GROUP: Asphalt ironer and raker; Chainsaw; Laser beam in connection with laborers' work; Cast-in- place manhole form setter; Pressure pipelayer; Davis trencher - 300 or similar type (and all small trenchers); Blaster; Diamond driller; Multiple unit drill; Hydraulic drill

GROUP 1: Asphalt spreader boxes (all types); Barko, Wacker and similar type tampers; Buggymobile; Caulker, bander, pipewrapper, conduit layer, plastic pipelayer; Certified hazardous waste worker including Leade Abatement; Compactors of all types; Concrete and magnesite mixer, 1/2 yd. and under; Concrete pan work; Concrete sander; Concrete saw; Cribber and/or shoring; Cut granite curb setter; Dri-pak-it machine; Faller, logloader and buckler; Form raiser, slip forms; Green cutter; Headerboard, Hubsetter, aligner, by any method; High pressure blow pipe (1-1/2" or over, 100 lbs. pressure/over); Hydro seeder and similar type; Jackhammer operator; Jacking of pipe over 12 inches; Jackson and similar type compactor; Kettle tender, pot and worker applying asphalt, lay-kold, creosote, lime, caustic and similar type materials (applying means applying, dipping or handling of such materials); Lagging, sheeting,

whaling, bracing, trenchjacking, lagging hammer; Magnesite, epoxyresin, fiberglass, mastic worker (wet or dry); No joint pipe and stripping of same, including repair of voids; Pavement breaker and spader, including tool grinder; Perma curb; Pipelayer (including grade checking in connection with pipelaying); Precast-manhole setter; Pressure pipe tester; Post hole digger, air, gas and electric; Power broom sweeper; Power tampers of all types (except as shown in Group 2); Ram set gun and stud gun; Riprap stonepaver and rock-slinger, including placing of sacked concrete and/or sand (wet or dry) and gabions and similar type; Rotary scarifier or multiple head concrete chipping scarifier; Roto and Ditch Witch; Rototiller; Sandblaster, pot, gun, nozzle operators; Signalling and rigging; Tank cleaner; Tree climber; Turbo blaster; Vibrascreed, bull float in connection with laborers' work; Vibrator; Hazardous waste worker (lead removal); Asbestos and mold removal worker

GROUP 1-a: Joy drill model TWM-2A; Gardner-Denver model DH143 and similar type drills; Track driller; Jack leg driller; Wagon driller; Mechanical drillers, all types regardless of type or method of power; Mechanical pipe layers, all types regardless of type or method of power; Blaster and powder; All work of loading, placing and blasting of all powder and explosives of whatever type regardless of method used for such loading and placing; High scalers (including drilling of same); Tree topper; Bit grinder

GROUP 1-b: Sewer cleaners shall receive \$4.00 per day above Group 1 wage rates. "Sewer cleaner" means any worker who handles or comes in contact with raw sewage in small diameter sewers. Those who work inside recently active, large diameter sewers, and all recently active sewer manholes shall receive \$5.00 per day above Group 1 wage rates.

GROUP 1-c: Burning and welding in connection with laborers' work; Synthetic thermoplastics and similar type welding

GROUP 1-d: Maintenance and repair track and road beds. All employees performing work covered herein shall receive \$.25 per hour above their regular rate for all work performed on underground structures not specifically covered herein. This paragraph shall not be construed to apply to work below ground level in open cut. It shall apply to cut and cover work of subway construction after the temporary cover has been placed.

GROUP 1-e: Work on and/or in bell hole footings and shafts thereof, and work on and in deep footings. (A deep footing is a hole 15 feet or more in depth.) In the event the depth of the footing is unknown at the commencement of excavation, and the final depth exceeds 15 feet, the deep footing wage rate would apply to all employees for each and every day worked on or in the excavation of the footing from the date of inception.

GROUP 1-f: Wire winding machine in connection with guniting or shot crete

GROUP 1-g, CONTRA COSTA COUNTY: Pipelayer (including grade checking in connection with pipelaying); Caulker; Bander; Pipewrapper; Conduit layer; Plastic pipe layer; Pressure pipe tester; No joint pipe and stripping of same, including

repair of voids; Precast manhole setters, cast in place
manhole form setters

GROUP 2: Asphalt shoveler; Cement dumper and handling dry
cement or gypsum; Choke-setter and rigger (clearing work);
Concrete bucket dumper and chute; Concrete chipping and
grinding; Concrete laborer (wet or dry); Driller tender,
chuck tender, nipper; Guinea chaser (stake), grout crew;
High pressure nozzle, adductor; Hydraulic monitor (over 100
lbs. pressure); Loading and unloading, carrying and hauling
of all rods and materials for use in reinforcing concrete
construction; Pittsburgh chipper and similar type brush
shredders; Sloper; Single foot, hand-held, pneumatic
tamper; All pneumatic, air, gas and electric tools not
listed in Groups 1 through 1-f; Jacking of pipe - under 12
inches

GROUP 3: Construction laborers, including bridge and general
laborer; Dump, load spotter; Flag person; Fire watcher;
Fence erector; Guardrail erector; Gardener, horticultural
and landscape laborer; Jetting; Limber, brush loader and
piler; Pavement marker (button setter); Maintenance, repair
track and road beds; Streetcar and railroad construction
track laborer; Temporary air and water lines, Victaulic or
similar; Tool room attendant (jobsite only)

GROUP 4: Final clean-up work of debris, grounds and building
including but not limited to: street cleaner; cleaning and
washing windows; brick cleaner (jobsite only); material
cleaner (jobsite only). The classification "material
cleaner" is to be utilized under the following conditions:

- A: at demolition site for the salvage of the material.
- B: at the conclusion of a job where the material is to be
salvaged and stocked to be reused on another job.
- C: for the cleaning of salvage material at the jobsite or
temporary jobsite yard.

The material cleaner classification should not be used in
the performance of "form stripping, cleaning and oiling
and moving to the next point of erection".

GUNITE LABORER CLASSIFICATIONS

GROUP 1: Structural Nozzleman

GROUP 2: Nozzleman, Gunman, Potman, Groundman

GROUP 3: Reboundman

GROUP 4: Guniting laborer

WRECKING WORK LABORER CLASSIFICATIONS

GROUP 1: Skilled wrecker (removing and salvaging of sash,
windows and materials)

GROUP 2: Semi-skilled wrecker (salvaging of other building
materials)

GROUP 1-g, CONTRA COSTA COUNTY: Pipelayer (including grade
checking in connection with pipelaying); Caulker; Bander;

Pipewrapper; Conduit layer; Plastic pipe layer; Pressure pipe tester; No joint pipe and stripping of same, including repair of voids; Precast manhole setters, cast in place manhole form setters

LAB00324-014 05/01/2018

CONTRA COSTA COUNTY:

	Rates	Fringes
Brick Tender.....	\$ 35.37	20.70

FOOTNOTES: Work on jobs where heat-protective clothing is required: \$2.00 per hour additional. Work at grinders: \$.25 per hour additional. Manhole work: \$2.00 per day additional.

LAB00324-018 07/01/2021

ALAMEDA AND CONTRA COSTA COUNTIES:

	Rates	Fringes
Plasterer tender.....	\$ 38.28	29.43

Work on a swing stage scaffold: \$1.00 per hour additional.

LAB01130-002 06/28/2021

MARIPOSA, MERCED, STANISLAUS, AND TUOLUMNE COUNTIES

	Rates	Fringes
LABORER (TRAFFIC CONTROL/LANE CLOSURE)		
Escort Driver, Flag Person..	\$ 33.48	26.21
Traffic Control Person I....	\$ 33.78	26.21
Traffic Control Person II...	\$ 31.28	26.21

TRAFFIC CONTROL PERSON I: Layout of traffic control, crash cushions, construction area and roadside signage.

TRAFFIC CONTROL PERSON II: Installation and removal of temporary/permanent signs, markers, delineators and crash cushions.

LAB01130-003 06/26/2017

MARIPOSA, MERCED, STANISLAUS, AND TUOLUMNE COUNTIES

	Rates	Fringes
Tunnel and Shaft Laborers:		
GROUP 1.....	\$ 36.60	24.83
GROUP 2.....	\$ 36.37	24.83
GROUP 3.....	\$ 36.12	24.83
GROUP 4.....	\$ 35.67	24.83
GROUP 5.....	\$ 35.13	24.83
Shotcrete Specialist.....	\$ 37.12	24.83

TUNNEL AND SHAFT CLASSIFICATIONS

GROUP 1: Diamond driller; Groundmen; Guniting and shotcrete
nozzlemen

GROUP 2: Rodmen; Shaft work & raise (below actual or
excavated ground level)

GROUP 3: Bit grinder; Blaster, driller, powdermen, heading;
Cherry pickers - where car is lifted; Concrete finisher
in tunnel; Concrete screedman; Grout pumpman and potman;
Guniting & shotcrete gunman & potman; Headermen; High
pressure nozzleman; Miner - tunnel, including top and
bottom man on shaft and raise work; Nipper; Nozzleman on
slick line; Sandblaster - potman, Robotic Shotcrete Placer,
Segment Erector, Tunnel Muck Hauler, Steel Form raiser and
setter; Timberman, retimberman (wood or steel or substitute
materials therefore); Tugger (for tunnel laborer work);
Cable tender; Chuck tender; Powderman - primer house

GROUP 4: Vibrator operator, pavement breaker; Bull gang -
muckers, trackmen; Concrete crew - includes rodding and
spreading, Dumpmen (any method)

GROUP 5: Grout crew; Reboundman; Swamper/ Brakeman

LAB01130-005 07/01/2022

MARIPOSA, MERCED, STANISLAUS AND TUOLUMNE COUNTIES

	Rates	Fringes
LABORER		
Mason Tender-Brick.....	\$ 35.29	25.21

LAB01130-007 06/25/2018

MARIPOSA, MERCED, STANISLAUS, AND TUOLUMNE , COUNTIES

	Rates	Fringes
LABORER (CONSTRUCTION CRAFT		
LABORERS - AREA B:)		
Construction Specialist		
Group.....	\$ 30.49	23.20
GROUP 1.....	\$ 29.79	23.20
GROUP 1-a.....	\$ 30.01	23.20
GROUP 1-c.....	\$ 29.84	23.20
GROUP 1-e.....	\$ 30.34	23.20
GROUP 1-f.....	\$ 29.37	23.20
GROUP 2.....	\$ 29.64	23.20
GROUP 3.....	\$ 29.54	23.20
GROUP 4.....	\$ 23.23	23.20

See groups 1-b and 1-d under laborer classifications.

LABORER (GARDENERS,
HORTICULTURAL & LANDSCAPE
LABORERS - AREA B:)

(1) New Construction.....	\$ 29.54	23.20
(2) Establishment Warranty		
Period.....	\$ 23.23	23.20

LABORER (GUNITING - AREA B:)

GROUP 1.....	\$ 29.75	22.31
GROUP 2.....	\$ 29.25	22.31
GROUP 3.....	\$ 28.66	22.31
GROUP 4.....	\$ 28.54	22.31

LABORER (WRECKING - AREA B:)

GROUP 1.....	\$ 29.79	23.20
GROUP 2.....	\$ 29.64	23.20

FOOTNOTES:

Laborers working off or with or from bos'n chairs, swinging scaffolds, belts shall receive \$0.25 per hour above the applicable wage rate. This shall not apply to workers entitled to receive the wage rate set forth in Group 1-a below.

LABORER CLASSIFICATIONS

CONSTRUCTION SPECIALIST GROUP: Asphalt ironer and raker; Chainsaw; Laser beam in connection with laborers' work; Cast-in- place manhole form setter; Pressure pipelayer; Davis trencher - 300 or similar type (and all small trenchers); Blaster; Diamond driller; Multiple unit drill; Hydraulic drill

GROUP 1: Asphalt spreader boxes (all types); Barko, Wacker and similar type tampers; Buggymobile; Caulker, bander, pipewrapper, conduit layer, plastic pipelayer; Certified hazardous waste worker including Leade Abatement; Compactors of all types; Concrete and magnesite mixer, 1/2 yd. and under; Concrete pan work; Concrete sander; Concrete saw; Cribber and/or shoring; Cut granite curb setter; Dri-pak-it machine; Faller, logloader and buckler; Form raiser, slip forms; Green cutter; Headerboard, Hubsetter, aligner, by any method; High pressure blow pipe (1-1/2" or over, 100 lbs. pressure/over); Hydro seeder and similar type; Jackhammer operator; Jacking of pipe over 12 inches; Jackson and similar type compactor; Kettle tender, pot and worker applying asphalt, lay-kold, creosote, lime, caustic and similar type materials (applying means applying, dipping or handling of such materials); Lagging, sheeting, whaling, bracing, trenchjacking, lagging hammer; Magnesite, epoxyresin, fiberglass, mastic worker (wet or dry); No joint pipe and stripping of same, including repair of voids; Pavement breaker and spader, including tool grinder; Perma curb; Pipelayer (including grade checking in connection with pipelaying); Precast-manhole setter; Pressure pipe tester; Post hole digger, air, gas and electric; Power broom sweeper; Power tampers of all types (except as shown in Group 2); Ram set gun and stud gun; Riprap stonepaver and rock-slinger, including placing of sacked concrete and/or sand (wet or dry) and gabions and similar type; Rotary scarifier or multiple head concrete chipping scarifier; Roto and Ditch Witch; Rototiller; Sandblaster, pot, gun, nozzle operators; Signalling and rigging; Tank cleaner; Tree climber; Turbo blaster; Vibrascreed, bull float in connection with laborers' work; Vibrator; Hazardous waste worker (lead removal); Asbestos and mold removal worker

GROUP 1-a: Joy drill model TWM-2A; Gardner-Denver model DH143 and similar type drills; Track driller; Jack leg driller; Wagon driller; Mechanical drillers, all types regardless of type or method of power; Mechanical pipe layers, all types regardless of type or method of power; Blaster and powder; All work of loading, placing and blasting of all powder and explosives of whatever type regardless of method used for

such loading and placing; High scalers (including drilling of same); Tree topper; Bit grinder

GROUP 1-b: Sewer cleaners shall receive \$4.00 per day above Group 1 wage rates. ""Sewer cleaner"" means any worker who handles or comes in contact with raw sewage in small diameter sewers. Those who work inside recently active, large diameter sewers, and all recently active sewer manholes shall receive \$5.00 per day above Group 1 wage rates.

GROUP 1-c: Burning and welding in connection with laborers' work; Synthetic thermoplastics and similar type welding

GROUP 1-d: Maintenance and repair track and road beds. All employees performing work covered herein shall receive \$.25 per hour above their regular rate for all work performed on underground structures not specifically covered herein. This paragraph shall not be construed to apply to work below ground level in open cut. It shall apply to cut and cover work of subway construction after the temporary cover has been placed.

GROUP 1-e: Work on and/or in bell hole footings and shafts thereof, and work on and in deep footings. (A deep footing is a hole 15 feet or more in depth.) In the event the depth of the footing is unknown at the commencement of excavation, and the final depth exceeds 15 feet, the deep footing wage rate would apply to all employees for each and every day worked on or in the excavation of the footing from the date of inception.

GROUP 1-f: Wire winding machine in connection with guniting or shot crete

GROUP 2: Asphalt shoveler; Cement dumper and handling dry cement or gypsum; Choke-setter and rigger (clearing work); Concrete bucket dumper and chute; Concrete chipping and grinding; Concrete laborer (wet or dry); Driller tender, chuck tender, nipper; Guinea chaser (stake), grout crew; High pressure nozzle, adductor; Hydraulic monitor (over 100 lbs. pressure); Loading and unloading, carrying and hauling of all rods and materials for use in reinforcing concrete construction; Pittsburgh chipper and similar type brush shredders; Sloper; Single foot, hand-held, pneumatic tamper; All pneumatic, air, gas and electric tools not listed in Groups 1 through 1-f; Jacking of pipe - under 12 inches

GROUP 3: Construction laborers, including bridge and general laborer; Dump, load spotter; Flag person; Fire watcher; Fence erector; Guardrail erector; Gardener, horticultural and landscape laborer; Jetting; Limber, brush loader and piler; Pavement marker (button setter); Maintenance, repair track and road beds; Streetcar and railroad construction track laborer; Temporary air and water lines, Victaulic or similar; Tool room attendant (jobsite only)

GROUP 4: Final clean-up work of debris, grounds and building including but not limited to: street cleaner; cleaning and washing windows; brick cleaner (jobsite only); material cleaner (jobsite only). The classification ""material cleaner"" is to be utilized under the following conditions:

A: at demolition site for the salvage of the material.

B: at the conclusion of a job where the material is to be

salvaged and stocked to be reused on another job.
C: for the cleaning of salvage material at the jobsite or temporary jobsite yard.

The material cleaner classification should not be used in the performance of ""form stripping, cleaning and oiling and moving to the next point of erection"".

GUNITE LABORER CLASSIFICATIONS

GROUP 1: Structural Nozzleman

GROUP 2: Nozzleman, Gunman, Potman, Groundman

GROUP 3: Reboundman

GROUP 4: Gunite laborer

WRECKING WORK LABORER CLASSIFICATIONS

GROUP 1: Skilled wrecker (removing and salvaging of sash, windows and materials)

GROUP 2: Semi-skilled wrecker (salvaging of other building materials)

LAB01130-008 07/01/2021

CALAVERAS, FRESNO, KINGS, MADERA, MARIPOSA, MERCED, SAN JOAQUIN, STANISLAUS & TUOLUMNE

	Rates	Fringes
Plasterer tender.....	\$ 35.82	28.45
Work on a swing stage scaffold: \$1.00 per hour additional.		

LAB01130-009 07/01/2021

MARIPOSA, MERCED, STANISLAUS, AND TUOLUMNE COUNTIES

	Rates	Fringes
LABORER (Plaster Tender).....	\$ 35.82	28.45
Work on a swing stage scaffold: \$1.00 per hour additional.		

PAIN0016-001 01/01/2023

ALAMEDA, CONTRA COSTA, MONTEREY, SAN BENITO, SAN MATEO, SANTA CLARA, AND SANTA CRUZ COUNTIES

	Rates	Fringes
Painters:.....	\$ 47.42	27.28

PREMIUMS:

EXOTIC MATERIALS - \$1.25 additional per hour.

SPRAY WORK: - \$0.50 additional per hour.

INDUSTRIAL PAINTING - \$0.25 additional per hour

[Work on industrial buildings used for the manufacture and processing of goods for sale or service; steel construction (bridges), stacks, towers, tanks, and similar structures]

HIGH WORK:

over 50 feet - \$2.00 per hour additional

100 to 180 feet - \$4.00 per hour additional

Over 180 feet - \$6.00 per hour additional

PAIN0016-003 01/01/2023

AREA 1: ALAMEDA, CONTRA COSTA, SAN FRANCISCO, SAN MATEO & SANTA CLARA COUNTIES

AREA 2: CALAVERAS, MARIPOSA, MERCED, MONTEREY, SAN BENITO, SAN JOAQUIN, SANTA CRUZ, STANISLAUS & TUOLUMNE COUNTIES

	Rates	Fringes
Drywall Finisher/Taper		
AREA 1.....	\$ 57.16	30.24
AREA 2.....	\$ 53.03	28.84

PAIN0016-012 01/01/2023

ALAMEDA, CONTRA COSTA, MARIPOSA, MERCED, MONTEREY, SAN BENITO, SAN FRANCISCO, SAN MATEO, SANTA CLARA AND SANTA CRUZ COUNTIES

	Rates	Fringes
SOFT FLOOR LAYER.....	\$ 55.25	32.63

PAIN0016-015 01/01/2023

CALAVERAS, MARIPOSA, MERCED, SAN JOAQUIN, STANISLAUS & TUOLUMNE COUNTIES

	Rates	Fringes
PAINTER		
Brush.....	\$ 38.23	22.05

FOOTNOTES:

SPRAY/SANDBLAST: \$0.50 additional per hour.

EXOTIC MATERIALS: \$1.25 additional per hour.

HIGH TIME: Over 50 ft above ground or water level \$2.00 additional per hour. 100 to 180 ft above ground or water level \$4.00 additional per hour. Over 180 ft above ground or water level \$6.00 additional per hour.

PAIN0016-022 01/01/2023

SAN FRANCISCO COUNTY

	Rates	Fringes
PAINTER.....	\$ 51.04	27.28

PAIN0169-001 01/01/2023

FRESNO, KINGS, MADERA, MARIPOSA AND MERCED COUNTIES:

	Rates	Fringes
GLAZIER.....	\$ 44.33	28.88

PAIN0169-005 01/01/2023

ALAMEDA CONTRA COSTA, MONTEREY, SAN BENITO, SAN FRANCISCO, SAN MATEO, SANTA CLARA & SANTA CRUZ COUNTIES

	Rates	Fringes
GLAZIER.....	\$ 55.77	32.45

PAIN0294-004 01/01/2023

FRESNO, KINGS AND MADERA COUNTIES

	Rates	Fringes
PAINTER		
Brush, Roller.....	\$ 32.99	21.30
Drywall Finisher/Taper.....	\$ 47.11	28.99

FOOTNOTE:

Spray Painters & Paperhangers receive \$1.00 additional per hour. Painters doing Drywall Patching receive \$1.25 additional per hour. Lead Abaters & Sandblasters receive \$1.50 additional per hour. High Time - over 30 feet (does not include work from a lift) \$0.75 per hour additional.

PAIN0294-005 01/01/2023

FRESNO, KINGS & MADERA

	Rates	Fringes
SOFT FLOOR LAYER.....	\$ 38.53	23.19

PAIN0767-001 01/01/2023

CALAVERAS, SAN JOAQUIN, STANISLAUS AND TUOLUMNE COUNTIES:

	Rates	Fringes
GLAZIER.....	\$ 43.15	33.72

PAID HOLIDAYS: New Year's Day, Martin Luther King, Jr. Day, President's Day, Memorial Day, Independence Day, Labor Day, Veteran's Day, Thanksgiving Day, and Christmas Day.

Employee required to wear a body harness shall receive \$1.50 per hour above the basic hourly rate at any elevation.

PAIN1176-001 07/01/2022

HIGHWAY IMPROVEMENT

	Rates	Fringes
Parking Lot Striping/Highway Marking:		
GROUP 1.....	\$ 40.83	17.62
GROUP 2.....	\$ 34.71	17.62
GROUP 3.....	\$ 35.11	17.62

CLASSIFICATIONS

GROUP 1: Striper: Layout and application of painted traffic stripes and marking; hot thermo plastic; tape, traffic stripes and markings

GROUP 2: Gamecourt & Playground Installer

GROUP 3: Protective Coating, Pavement Sealing

PAIN1237-003 01/01/2023

CALAVERAS; SAN JOAQUIN COUNTIES; STANISLAUS AND TUOLUMNE COUNTIES:

	Rates	Fringes
SOFT FLOOR LAYER.....	\$ 46.24	25.96

PLAS0066-002 07/01/2019

ALAMEDA, CONTRA COSTA, SAN MATEO AND SAN FRANCISCO COUNTIES:

	Rates	Fringes
PLASTERER.....	\$ 42.41	30.73

PLAS0300-001 07/01/2018

	Rates	Fringes
PLASTERER		
AREA 188: Fresno.....	\$ 32.70	31.68
AREA 224: San Benito, Santa Clara, Santa Cruz.....	\$ 32.88	31.68
AREA 295: Calaveras & San Joaquin Couonties.....	\$ 32.70	31.68
AREA 337: Monterey County..	\$ 32.88	31.68
AREA 429: Mariposa, Merced, Stanislaus, Tuolumne Counties.....	\$ 32.70	31.68

PLAS0300-005 07/01/2016

	Rates	Fringes
CEMENT MASON/CONCRETE FINISHER...	\$ 32.15	23.27

PLUM0038-001 07/01/2022

SAN FRANCISCO COUNTY

	Rates	Fringes
PLUMBER (Plumber,		

Steamfitter, Refrigeration Fitter).....	\$ 82.00	48.18
--	----------	-------

PLUM0038-005 07/01/2022

SAN FRANCISCO COUNTY

	Rates	Fringes
Landscape/Irrigation Fitter (Underground/Utility Fitter).....	\$ 69.70	33.15

PLUM0062-001 01/01/2023

MONTEREY AND SANTA CRUZ COUNTIES

	Rates	Fringes
PLUMBER & STEAMFITTER.....	\$ 50.00	39.35

PLUM0159-001 07/01/2022

CONTRA COSTA COUNTY

	Rates	Fringes
Plumber and steamfitter		
(1) Refrigeration.....	\$ 56.93	41.04
(2) All other work.....	\$ 62.12	45.24

PLUM0246-001 01/01/2023

FRESNO, KINGS & MADERA COUNTIES

	Rates	Fringes
PLUMBER & STEAMFITTER.....	\$ 46.95	38.59

* PLUM0246-004 01/01/2017

FRESNO, MERCED & SAN JOAQUIN COUNTIES

	Rates	Fringes
PLUMBER (PIPE TRADESMAN).....	\$ 13.00 **	10.74

PIPE TRADESMAN SCOPE OF WORK:

Installation of corrugated metal piping for drainage, as well as installation of corrugated metal piping for culverts in connection with storm sewers and drains; Grouting, dry packing and diaphering of joints, holes or chases including paving over joints, in piping; Temporary piping for dirt work for building site preparation; Operating jack hammers, pavement breakers, chipping guns, concrete saws and spades to cut holes, chases and channels for piping systems; Digging, grading, backfilling and ground preparation for all types of pipe to all points of the jobsite; Ground preparation including ground leveling, layout and planting of shrubbery, trees and ground cover, including watering, mowing, edging, pruning and fertilizing, the breaking of concrete, digging, backfilling and tamping for the preparation and completion of all work in connection with lawn sprinkler and landscaping; Loading, unloading and distributing materials at jobsite; Putting away materials in storage bins in jobsite secure storage area; Demolition

of piping and fixtures for remodeling and additions;
Setting up and tearing down work benches, ladders and job
shacks; Clean-up and sweeping of jobsite; Pipe wrapping and
waterproofing where tar or similar material is applied for
protection of buried piping; Flagman

PLUM0342-001 07/01/2022

ALAMEDA & CONTRA COSTA COUNTIES

	Rates	Fringes
PIPEFITTER		
CONTRA COSTA COUNTY.....	\$ 72.00	45.70
PLUMBER, PIPEFITTER, STEAMFITTER		
ALAMEDA COUNTY.....	\$ 72.00	45.70

PLUM0355-004 07/01/2022

ALAMEDA, CALAVERAS, CONTRA COSTA, FRESNO, KINGS, MADERA,
MARIPOSA, MERCED, MONTEREY, SAN BENITO, SAN JOAQUIN, SAN MATEO,
SANTA CLARA, SANTA CRUZ, STANISLAUS, AND TUOLUMNE COUNTIES:

	Rates	Fringes
Underground Utility Worker /Landscape Fitter.....	\$ 32.22	17.55

PLUM0393-001 07/01/2021

SAN BENITO AND SANTA CLARA COUNTIES

	Rates	Fringes
PLUMBER/PIPEFITTER.....	\$ 68.76	46.63

PLUM0442-001 01/01/2023

CALAVERAS, MARIPOSA, MERCED, SAN JOAQUIN, STANISLAUS & TUOLUMNE
COUNTIES

	Rates	Fringes
PLUMBER & STEAMFITTER.....	\$ 50.75	35.14

PLUM0467-001 07/01/2021

SAN MATEO COUNTY

	Rates	Fringes
Plumber/Pipefitter/Steamfitter...	\$ 73.10	38.61

ROOF0027-002 01/01/2023

FRESNO, KINGS, AND MADERA COUNTIES

	Rates	Fringes
ROOFER.....	\$ 41.31	15.31

FOOTNOTE: Work with pitch, pitch base of pitch impregnated products or any material containing coal tar pitch, on any building old or new, where both asphalt and pitchers are used in the application of a built-up roof or tear off: \$2.00 per hour additional.

 ROOF0040-002 08/01/2022

SAN FRANCISCO & SAN MATEO COUNTIES:

	Rates	Fringes
ROOFER.....	\$ 49.83	21.14

ROOF0081-001 08/01/2022

ALAMEDA AND CONTRA COSTA COUNTIES:

	Rates	Fringes
Roofer.....	\$ 50.27	20.66

ROOF0081-004 08/01/2022

CALAVERAS, MARIPOSA, MERCED, SAN JOAQUIN, STANISLAUS AND TUOLUMNE COUNTIES:

	Rates	Fringes
ROOFER.....	\$ 43.13	19.71

ROOF0095-002 08/01/2022

MONTEREY, SAN BENITO, SANTA CLARA, AND SANTA CRUZ COUNTIES:

	Rates	Fringes
ROOFER		
Bitumastic, Enameler, Coal		
Tar, Pitch and Mastic		
worker.....	\$ 55.16	20.82
Journeyman.....	\$ 51.16	20.82
Kettle person (2 kettles)...	\$ 53.16	20.82

SFCA0483-001 01/01/2023

ALAMEDA, CONTRA COSTA, SAN FRANCISCO, SAN MATEO AND SANTA CLARA COUNTIES:

	Rates	Fringes
SPRINKLER FITTER (FIRE).....	\$ 72.59	36.95

SFCA0669-011 01/01/2023

CALAVERAS, FRESNO, KINGS, MADERA, MARIPOSA, MERCED, MONTEREY, SAN BENITO, SAN JOAQUIN, SANTA CRUZ, STANISLAUS AND TUOLUMNE COUNTIES:

	Rates	Fringes
--	-------	---------

SPRINKLER FITTER.....	\$ 42.30	27.25
-----------------------	----------	-------

SHEE0104-001 07/01/2020

AREA 1: ALAMEDA, CONTRA COSTA, SAN FRANCISCO, SAN MATEO, SANTA CLARA

AREA 2: MONTEREY & SAN BENITO

AREA 3: SANTA CRUZ

	Rates	Fringes
--	-------	---------

SHEET METAL WORKER

AREA 1:

Mechanical Contracts

under \$200,000.....	\$ 55.92	45.29
----------------------	----------	-------

All Other Work.....	\$ 64.06	46.83
---------------------	----------	-------

AREA 2.....	\$ 52.90	36.44
-------------	----------	-------

AREA 3.....	\$ 55.16	34.18
-------------	----------	-------

SHEE0104-003 07/01/2021

CALAVERAS AND SAN JOAQUIN COUNTIES:

	Rates	Fringes
--	-------	---------

SHEET METAL WORKER.....	\$ 44.34	39.22
-------------------------	----------	-------

SHEE0104-005 07/01/2021

MARIPOSA, MERCED, STANISLAUS AND TUOLUMNE COUNTIES:

	Rates	Fringes
--	-------	---------

SHEET METAL WORKER (Excluding metal deck and siding).....	\$ 41.28	45.41
--	----------	-------

SHEE0104-007 07/01/2021

FRESNO, KINGS, AND MADERA COUNTIES:

	Rates	Fringes
--	-------	---------

SHEET METAL WORKER.....	\$ 44.07	40.79
-------------------------	----------	-------

SHEE0104-015 07/01/2020

ALAMEDA, CONTRA COSTA, MONTEREY, SAN BENITO, SAN FRANCISCO, SAN MATEO, SANTA CLARA AND SANTA CRUZ COUNTIES:

	Rates	Fringes
--	-------	---------

SHEET METAL WORKER (Metal Decking and Siding only).....	\$ 44.45	35.55
--	----------	-------

SHEE0104-018 07/01/2020

CALAVERAS, FRESNO, KINGS, MADERA, MARIPOSA, MERCED, SAN JOAQUIN, STANISLAUS AND TUOLUMNE COUNTIES:

	Rates	Fringes
--	-------	---------

Sheet metal worker (Metal
decking and siding only).....\$ 44.45 35.55

TEAM0094-001 07/01/2022

Rates Fringes

Truck drivers:

GROUP 1.....	\$ 36.95	31.14
GROUP 2.....	\$ 37.25	31.14
GROUP 3.....	\$ 37.55	31.14
GROUP 4.....	\$ 37.90	31.14
GROUP 5.....	\$ 38.25	31.14

FOOTNOTES:

Articulated dump truck; Bulk cement spreader (with or without
auger); Dumpcrete truck; Skid truck (debris box); Dry
pre-batch concrete mix trucks; Dumpster or similar type;
Slurry truck: Use dump truck yardage rate.
Heater planer; Asphalt burner; Scarifier burner; Industrial
lift truck (mechanical tailgate); Utility and clean-up
truck: Use appropriate rate for the power unit or the
equipment utilized.

TRUCK DRIVER CLASSIFICATIONS

GROUP 1: Dump trucks, under 6 yds.; Single unit flat rack (2-
axle unit); Nipper truck (when flat rack truck is used
appropriate flat rack shall apply); Concrete pump truck
(when flat rack truck is used appropriate flat rack shall
apply); Concrete pump machine; Fork lift and lift jitneys;
Fuel and/or grease truck driver or fuel person; Snow buggy;
Steam cleaning; Bus or personhaul driver; Escort or pilot
car driver; Pickup truck; Teamster oiler/greaser and/or
serviceperson; Hook tender (including loading and
unloading); Team driver; Tool room attendant (refineries)

GROUP 2: Dump trucks, 6 yds. and under 8 yds.; Transit
mixers, through 10 yds.; Water trucks, under 7,000 gals.;
Jetting trucks, under 7,000 gals.; Single-unit flat rack
(3-axle unit); Highbed heavy duty transport; Scissor truck;
Rubber-tired muck car (not self-loaded); Rubber-tired truck
jumbo; Winch truck and "A" frame drivers; Combination winch
truck with hoist; Road oil truck or bootperson;
Buggymobile; Ross, Hyster and similar straddle carriers;
Small rubber-tired tractor

GROUP 3: Dump trucks, 8 yds. and including 24 yds.; Transit
mixers, over 10 yds.; Water trucks, 7,000 gals. and over;
Jetting trucks, 7,000 gals. and over; Vacuum trucks under
7500 gals. Trucks towing tilt bed or flat bed pull
trailers; Lowbed heavy duty transport; Heavy duty transport
tiller person; Self- propelled street sweeper with
self-contained refuse bin; Boom truck - hydro-lift or
Swedish type extension or retracting crane; P.B. or similar
type self-loading truck; Tire repairperson; Combination
bootperson and road oiler; Dry distribution truck (A
bootperson when employed on such equipment, shall receive
the rate specified for the classification of road oil
trucks or bootperson); Ammonia nitrate distributor, driver
and mixer; Snow Go and/or plow

GROUP 4: Dump trucks, over 25 yds. and under 65 yds.; Water

pulls - DW 10's, 20's, 21's and other similar equipment when pulling Aqua/pak or water tank trailers; Helicopter pilots (when transporting men and materials); Lowbedk Heavy Duty Transport up to including 7 axles; DW10's, 20's, 21's and other similar Cat type, Terra Cobra, LeTourneau Pulls, Tournorocker, Euclid and similar type equipment when pulling fuel and/or grease tank trailers or other miscellaneous trailers; Vacuum Trucks 7500 gals and over and truck repairman

GROUP 5: Dump trucks, 65 yds. and over; Holland hauler; Low bed Heavy Duty Transport over 7 axles

WELDERS - Receive rate prescribed for craft performing operation to which welding is incidental.

** Workers in this classification may be entitled to a higher minimum wage under Executive Order 14026 (\$16.20) or 13658 (\$12.15). Please see the Note at the top of the wage determination for more information.

Note: Executive Order (EO) 13706, Establishing Paid Sick Leave for Federal Contractors applies to all contracts subject to the Davis-Bacon Act for which the contract is awarded (and any solicitation was issued) on or after January 1, 2017. If this contract is covered by the EO, the contractor must provide employees with 1 hour of paid sick leave for every 30 hours they work, up to 56 hours of paid sick leave each year. Employees must be permitted to use paid sick leave for their own illness, injury or other health-related needs, including preventive care; to assist a family member (or person who is like family to the employee) who is ill, injured, or has other health-related needs, including preventive care; or for reasons resulting from, or to assist a family member (or person who is like family to the employee) who is a victim of, domestic violence, sexual assault, or stalking. Additional information on contractor requirements and worker protections under the EO is available at <https://www.dol.gov/agencies/whd/government-contracts>.

Unlisted classifications needed for work not included within the scope of the classifications listed may be added after award only as provided in the labor standards contract clauses (29CFR 5.5 (a) (1) (ii)).

The body of each wage determination lists the classification and wage rates that have been found to be prevailing for the cited type(s) of construction in the area covered by the wage determination. The classifications are listed in alphabetical order of ""identifiers"" that indicate whether the particular rate is a union rate (current union negotiated rate for local), a survey rate (weighted average rate) or a union average rate (weighted union average rate).

Union Rate Identifiers

A four letter classification abbreviation identifier enclosed

in dotted lines beginning with characters other than ""SU"" or ""UAVG"" denotes that the union classification and rate were prevailing for that classification in the survey. Example: PLUM0198-005 07/01/2014. PLUM is an abbreviation identifier of the union which prevailed in the survey for this classification, which in this example would be Plumbers. 0198 indicates the local union number or district council number where applicable, i.e., Plumbers Local 0198. The next number, 005 in the example, is an internal number used in processing the wage determination. 07/01/2014 is the effective date of the most current negotiated rate, which in this example is July 1, 2014.

Union prevailing wage rates are updated to reflect all rate changes in the collective bargaining agreement (CBA) governing this classification and rate.

Survey Rate Identifiers

Classifications listed under the ""SU"" identifier indicate that no one rate prevailed for this classification in the survey and the published rate is derived by computing a weighted average rate based on all the rates reported in the survey for that classification. As this weighted average rate includes all rates reported in the survey, it may include both union and non-union rates. Example: SULA2012-007 5/13/2014. SU indicates the rates are survey rates based on a weighted average calculation of rates and are not majority rates. LA indicates the State of Louisiana. 2012 is the year of survey on which these classifications and rates are based. The next number, 007 in the example, is an internal number used in producing the wage determination. 5/13/2014 indicates the survey completion date for the classifications and rates under that identifier.

Survey wage rates are not updated and remain in effect until a new survey is conducted.

Union Average Rate Identifiers

Classification(s) listed under the UAVG identifier indicate that no single majority rate prevailed for those classifications; however, 100% of the data reported for the classifications was union data. EXAMPLE: UAVG-OH-0010 08/29/2014. UAVG indicates that the rate is a weighted union average rate. OH indicates the state. The next number, 0010 in the example, is an internal number used in producing the wage determination. 08/29/2014 indicates the survey completion date for the classifications and rates under that identifier.

A UAVG rate will be updated once a year, usually in January of each year, to reflect a weighted average of the current negotiated/CBA rate of the union locals from which the rate is based.

WAGE DETERMINATION APPEALS PROCESS

1.) Has there been an initial decision in the matter? This can be:

- * an existing published wage determination
- * a survey underlying a wage determination

- * a Wage and Hour Division letter setting forth a position on a wage determination matter
- * a conformance (additional classification and rate) ruling

On survey related matters, initial contact, including requests for summaries of surveys, should be with the Wage and Hour National Office because National Office has responsibility for the Davis-Bacon survey program. If the response from this initial contact is not satisfactory, then the process described in 2.) and 3.) should be followed.

With regard to any other matter not yet ripe for the formal process described here, initial contact should be with the Branch of Construction Wage Determinations. Write to:

Branch of Construction Wage Determinations
Wage and Hour Division
U.S. Department of Labor
200 Constitution Avenue, N.W.
Washington, DC 20210

2.) If the answer to the question in 1.) is yes, then an interested party (those affected by the action) can request review and reconsideration from the Wage and Hour Administrator (See 29 CFR Part 1.8 and 29 CFR Part 7). Write to:

Wage and Hour Administrator
U.S. Department of Labor
200 Constitution Avenue, N.W.
Washington, DC 20210

The request should be accompanied by a full statement of the interested party's position and by any information (wage payment data, project description, area practice material, etc.) that the requestor considers relevant to the issue.

3.) If the decision of the Administrator is not favorable, an interested party may appeal directly to the Administrative Review Board (formerly the Wage Appeals Board). Write to:

Administrative Review Board
U.S. Department of Labor
200 Constitution Avenue, N.W.
Washington, DC 20210

4.) All decisions by the Administrative Review Board are final.

=====

END OF GENERAL DECISION"



CERTIFICATE OF LIABILITY INSURANCE

DATE (MM/DD/YYYY)

05/30/2023

THIS CERTIFICATE IS ISSUED AS A MATTER OF INFORMATION ONLY AND CONFERS NO RIGHTS UPON THE CERTIFICATE HOLDER. THIS CERTIFICATE DOES NOT AFFIRMATIVELY OR NEGATIVELY AMEND, EXTEND OR ALTER THE COVERAGE AFFORDED BY THE POLICIES BELOW. THIS CERTIFICATE OF INSURANCE DOES NOT CONSTITUTE A CONTRACT BETWEEN THE ISSUING INSURER(S), AUTHORIZED REPRESENTATIVE OR PRODUCER, AND THE CERTIFICATE HOLDER.

IMPORTANT: If the certificate holder is an **ADDITIONAL INSURED**, the policy(ies) must have **ADDITIONAL INSURED** provisions or be endorsed. If **SUBROGATION IS WAIVED**, subject to the terms and conditions of the policy, certain policies may require an endorsement. A statement on this certificate does not confer rights to the certificate holder in lieu of such endorsement(s).

PRODUCER CAL-KOR Insurance Services 3255 Wilshire Blvd Ste 1500 Los Angeles CA 90010	CONTACT NAME: Stephen Kang PHONE (A/C, No, Ext): (213) 387-5000 FAX (A/C, No): (213) 388-8595 E-MAIL ADDRESS: INSURER(S) AFFORDING COVERAGE INSURER A: Mt. Hawley Insurance Company INSURER B: NATIONAL SPECILATY INSURANCE COMPANY INSURER C: StarNet Insurance Company INSURER D: AXIS Surplus Insurance Company INSURER E: INSURER F:
INSURED Exbon Development Inc. 13831 Newhope St Garden Grove CA 92843	NAIC # 37974 22608 40045 26620

COVERAGES**CERTIFICATE NUMBER:** CL235153121**REVISION NUMBER:**

THIS IS TO CERTIFY THAT THE POLICIES OF INSURANCE LISTED BELOW HAVE BEEN ISSUED TO THE INSURED NAMED ABOVE FOR THE POLICY PERIOD INDICATED. NOTWITHSTANDING ANY REQUIREMENT, TERM OR CONDITION OF ANY CONTRACT OR OTHER DOCUMENT WITH RESPECT TO WHICH THIS CERTIFICATE MAY BE ISSUED OR MAY PERTAIN, THE INSURANCE AFFORDED BY THE POLICIES DESCRIBED HEREIN IS SUBJECT TO ALL THE TERMS, EXCLUSIONS AND CONDITIONS OF SUCH POLICIES. LIMITS SHOWN MAY HAVE BEEN REDUCED BY PAID CLAIMS.

INSR LTR	TYPE OF INSURANCE	ADDL INSD	SUBR WVD	POLICY NUMBER	POLICY EFF (MM/DD/YYYY)	POLICY EXP (MM/DD/YYYY)	LIMITS
A	<input checked="" type="checkbox"/> COMMERCIAL GENERAL LIABILITY <input type="checkbox"/> CLAIMS-MADE <input checked="" type="checkbox"/> OCCUR GEN'L AGGREGATE LIMIT APPLIES PER: <input checked="" type="checkbox"/> POLICY <input checked="" type="checkbox"/> PRO-JECT <input type="checkbox"/> LOC OTHER:	Y	Y	MGL0196551	04/25/2023	04/25/2024	EACH OCCURRENCE \$ 1,000,000 DAMAGE TO RENTED PREMISES (Ea occurrence) \$ 50,000 MED EXP (Any one person) \$ 5,000 PERSONAL & ADV INJURY \$ 1,000,000 GENERAL AGGREGATE \$ 2,000,000 PRODUCTS - COMP/OP AGG \$ 2,000,000 Deductible \$ 0
B	<input checked="" type="checkbox"/> AUTOMOBILE LIABILITY <input checked="" type="checkbox"/> ANY AUTO <input type="checkbox"/> OWNED AUTOS ONLY <input type="checkbox"/> SCHEDULED AUTOS <input type="checkbox"/> HIRED AUTOS ONLY <input type="checkbox"/> NON-OWNED AUTOS ONLY	Y	Y	GMI043800	07/20/2022	07/20/2023	COMBINED SINGLE LIMIT (Ea accident) \$ 1,000,000 BODILY INJURY (Per person) \$ BODILY INJURY (Per accident) \$ PROPERTY DAMAGE (Per accident) \$
A	<input checked="" type="checkbox"/> UMBRELLA LIAB <input checked="" type="checkbox"/> OCCUR <input type="checkbox"/> EXCESS LIAB <input type="checkbox"/> CLAIMS-MADE DED <input checked="" type="checkbox"/> RETENTION \$ 0	Y	Y	MXL0429584	04/25/2023	04/25/2024	EACH OCCURRENCE \$ 9,000,000 AGGREGATE \$ 9,000,000
C	WORKERS COMPENSATION AND EMPLOYERS' LIABILITY ANY PROPRIETOR/PARTNER/EXECUTIVE OFFICER/MEMBER EXCLUDED? (Mandatory in NH) If yes, describe under DESCRIPTION OF OPERATIONS below	Y/N N	N/A	BNUWC0158047	10/01/2022	10/01/2023	<input checked="" type="checkbox"/> PER STATUTE <input type="checkbox"/> OTH-ER E.L. EACH ACCIDENT \$ 1,000,000 E.L. DISEASE - EA EMPLOYEE \$ 1,000,000 E.L. DISEASE - POLICY LIMIT \$ 1,000,000
D	Contractor's Professional & Pollution Liability	Y		CM003254-06-2023	03/13/2023	03/13/2024	Each Occurrence \$2,000,000 Aggregate \$4,000,000

DESCRIPTION OF OPERATIONS / LOCATIONS / VEHICLES (ACORD 101, Additional Remarks Schedule, may be attached if more space is required)

The certificate holder is named as additional insured. * 10-day notice for non-payment of premium.
The County of Fresno, its officers, agents, and employees, individually and collectively, as additional insured. This insurance shall not be cancelled or changed without a minimum of thirty (30) days advance written notice given to Owner.
Group: FRC J22, Contract No: 22-26-J
Blanket Additional Insured, Waiver of Subrogation and Primary Non-Contributory applied.

CERTIFICATE HOLDER**CANCELLATION**

County of Fresno 2220 Tulare St., Sixth Fl. Fresno CA 93721	SHOULD ANY OF THE ABOVE DESCRIBED POLICIES BE CANCELLED BEFORE THE EXPIRATION DATE THEREOF, NOTICE WILL BE DELIVERED IN ACCORDANCE WITH THE POLICY PROVISIONS. AUTHORIZED REPRESENTATIVE <i>Stephen CQ Kang</i>
---	---

© 1988-2015 ACORD CORPORATION. All rights reserved.

THIS ENDORSEMENT CHANGES THE POLICY. PLEASE READ IT CAREFULLY.

ADDITIONAL INSURED – OWNERS, LESSEES OR CONTRACTORS – AUTOMATIC STATUS WHEN REQUIRED IN CONSTRUCTION AGREEMENT WITH YOU

This endorsement modifies insurance provided under the following:

COMMERCIAL GENERAL LIABILITY COVERAGE PART

A. Section II – Who Is An Insured is amended to include as an additional insured any person or organization for whom you are performing operations when you and such person or organization have agreed in writing in a contract or agreement that such person or organization be added as an additional insured on your policy. Such person or organization is an additional insured only with respect to liability for "bodily injury", "property damage" or "personal and advertising injury" caused, in whole or in part, by:

1. Your acts or omissions; or
2. The acts or omissions of those acting on your behalf;

in the performance of your ongoing operations for the additional insured.

However, the insurance afforded to such additional insured:

1. Only applies to the extent permitted by law; and
2. Will not be broader than that which you are required by the contract or agreement to provide for such additional insured.

A person's or organization's status as an additional insured under this endorsement ends when your operations for that additional insured are completed.

B. With respect to the insurance afforded to these additional insureds, the following additional exclusions apply:

This insurance does not apply to:

1. "Bodily injury", "property damage" or "personal and advertising injury" arising out of the rendering

of, or the failure to render, any professional architectural, engineering or surveying services, including:

- a. The preparing, approving, or failing to prepare or approve, maps, shop drawings, opinions, reports, surveys, field orders, change orders or drawings and specifications; or
- b. Supervisory, inspection, architectural or engineering activities.

This exclusion applies even if the claims against any insured allege negligence or other wrongdoing in the supervision, hiring, employment, training or monitoring of others by that insured, if the "occurrence" which caused the "bodily injury" or "property damage", or the offense which caused the "personal and advertising injury", involved the rendering of or the failure to render any professional architectural, engineering or surveying services.

2. "Bodily injury" or "property damage" occurring after:
 - a. All work, including materials, parts or equipment furnished in connection with such work, on the project (other than service, maintenance or repairs) to be performed by or on behalf of the additional insured(s) at the location of the covered operations has been completed; or
 - b. That portion of "your work" out of which the injury or damage arises has been put to its intended use by any person or organization other than another contractor or subcontractor engaged in performing operations for a principal as a part of the same project.

- C. With respect to the insurance afforded to these additional insureds, the following is added to **Section III – Limits Of Insurance**:

The most we will pay on behalf of the additional insured is the amount of insurance:

1. Required by the contract or agreement you have entered into with the additional insured; or

2. Available under the applicable Limits of Insurance shown in the Declarations;

whichever is less.

This endorsement shall not increase the applicable Limits of Insurance shown in the Declarations.

THIS ENDORSEMENT CHANGES THE POLICY. PLEASE READ IT CAREFULLY.

ADDITIONAL INSURED – OWNERS, LESSEES OR CONTRACTORS – COMPLETED OPERATIONS

This endorsement modifies insurance provided under the following:

COMMERCIAL GENERAL LIABILITY COVERAGE PART
PRODUCTS/COMPLETED OPERATIONS LIABILITY COVERAGE PART

SCHEDULE

Name of Additional Insured Person(s) or Organization(s)	Location and Description of Completed Operations
All persons or organizations where required by written contract executed prior to the commencement of your work.	All "Commercial Construction Projects". For the purpose of this Endorsement, "Commercial Construction Projects" are defined as buildings or structures constructed for commercial use and also include apartments, hotels, homes for the aged, dormitories or barracks. However, "Commercial Construction Projects" shall not include any building or structure which, in whole or in part, contains individual owner occupied units or dwellings.
Information required to complete this Schedule, if not shown above, will be shown in the Declarations.	

- A. Section II – Who Is An Insured** is amended to include as an additional insured the person(s) or organization(s) shown in the Schedule, but only with respect to liability for "bodily injury" or "property damage" caused, in whole or in part, by "your work" at the location designated and described in the Schedule of this endorsement performed for that additional insured and included in the "products-completed operations hazard".

However:

 - The insurance afforded to such additional insured only applies to the extent permitted by law; and
 - If coverage provided to the additional insured is required by a contract or agreement, the insurance afforded to such additional insured will not be broader than that which you are required by the contract or agreement to provide for such additional insured.
- B. With respect to the insurance afforded to these additional insureds, the following is added to **Section III – Limits Of Insurance:****

If coverage provided to the additional insured is required by a contract or agreement, the most we will pay on behalf of the additional insured is the amount of insurance:

 - Required by the contract or agreement; or
 - Available under the applicable Limits of Insurance shown in the Declarations;

whichever is less.

This endorsement shall not increase the applicable Limits of Insurance shown in the Declarations.

THIS ENDORSEMENT CHANGES THE POLICY. PLEASE READ IT CAREFULLY.

WAIVER OF TRANSFER OF RIGHTS OF RECOVERY AGAINST OTHERS TO US (WAIVER OF SUBROGATION)

This endorsement modifies insurance provided under the following:

COMMERCIAL GENERAL LIABILITY COVERAGE PART
ELECTRONIC DATA LIABILITY COVERAGE PART
LIQUOR LIABILITY COVERAGE PART
POLLUTION LIABILITY COVERAGE PART DESIGNATED SITES
POLLUTION LIABILITY LIMITED COVERAGE PART DESIGNATED SITES
PRODUCTS/COMPLETED OPERATIONS LIABILITY COVERAGE PART
RAILROAD PROTECTIVE LIABILITY COVERAGE PART
UNDERGROUND STORAGE TANK POLICY DESIGNATED TANKS

SCHEDULE

Name of Person(s) or Organization(s):

All persons or organizations where required
by written contract executed prior to the
commencement of your work.

Information required to complete this Schedule, if not shown above, will be shown in the Declarations.

The following is added to Paragraph **8. Transfer Of Rights Of Recovery Against Others To Us** of **Section IV – Conditions**:

We waive any right of recovery against the person(s) or organization(s) shown in the Schedule above because of payments we make under this Coverage Part. Such waiver by us applies only to the extent that the insured has waived its right of recovery against such person(s) or organization(s) prior to loss. This endorsement applies only to the person(s) or organization(s) shown in the Schedule above.

THIS ENDORSEMENT CHANGES THE POLICY. PLEASE READ IT CAREFULLY.

PRIMARY AND NONCONTRIBUTORY – OTHER INSURANCE CONDITION

This endorsement modifies insurance provided under the following:

COMMERCIAL GENERAL LIABILITY COVERAGE PART
PRODUCTS/COMPLETED OPERATIONS LIABILITY COVERAGE PART

The following is added to the **Other Insurance** Condition and supersedes any provision to the contrary:

Primary And Noncontributory Insurance

This insurance is primary to and will not seek contribution from any other insurance available to an additional insured under your policy provided that:

(1) The additional insured is a Named Insured under such other insurance; and

(2) You have agreed in writing in a contract or agreement that this insurance would be primary and would not seek contribution from any other insurance available to the additional insured.

THIS ENDORSEMENT CHANGES THE POLICY. PLEASE READ IT CAREFULLY.

DESIGNATED CONSTRUCTION PROJECT(S)
GENERAL AGGREGATE LIMIT

This endorsement modifies insurance provided under the following:

COMMERCIAL GENERAL LIABILITY COVERAGE PART

SCHEDULE

Designated Construction Project(s): All Projects	
All Designated Construction Project General Aggregate Capped At: \$5,000,000	
Information required to complete this Schedule, if not shown above, will be shown in the Declarations.	

- A.** For all sums which the insured becomes legally obligated to pay as damages caused by "occurrences" under **Section I – Coverage A**, and for all medical expenses caused by accidents under **Section I – Coverage C**, which can be attributed only to ongoing operations at a single designated construction project shown in the Schedule above:

1. A separate Designated Construction Project General Aggregate Limit applies to each designated construction project, and that limit is equal to the amount of the General Aggregate Limit shown in the Declarations. If there is more than one designated construction project, the Designated Construction Project General Aggregate is subject to an All Designated Construction Project General Aggregate Cap, listed in the Schedule above, which is the most we will pay, regardless of the number of designated "projects."

2. Subject to the All Designated Construction Project General Aggregate Cap, the Designated Construction Project General Aggregate Limit is the most we will pay for the sum of all damages under **Coverage A**, except damages because of "bodily injury" or "property damage" included in the "products-completed operations hazard", and for medical expenses under **Coverage C** regardless of the number of:

a. Insureds;

b. Claims made or "suits" brought; or

c. Persons or organizations making claims or bringing "suits."
3. Any payments made under **Coverage A** for damages or under **Coverage C** for medical expenses shall reduce the Designated Construction Project General Aggregate Limit for that designated construction project and shall also reduce the All Designated Construction Project General Aggregate Cap. Such payments shall not reduce the General Aggregate Limit shown in the Declarations nor shall they reduce any other Designated Construction Project General Aggregate Limit for any other designated construction project shown in the Schedule above.

4. The limits shown in the Declarations for Each Occurrence, Damage To Premises Rented To You and Medical Expense continue to apply. However, instead of being subject to the General Aggregate Limit shown in the Declarations, such limits will be subject to the applicable Designated Construction Project General Aggregate Limit and the All Designated Construction Project General Aggregate Cap.

- B.** For all sums which the insured becomes legally obligated to pay as damages caused by "occurrences" under **Section I – Coverage A**, and for all medical expenses caused by accidents under **Section I – Coverage C**, which cannot be attributed only to ongoing operations at a single designated construction project shown in the Schedule above:
1. Any payments made under **Coverage A** for damages or under **Coverage C** for medical expenses shall reduce the amount available under the General Aggregate Limit or the Products-Completed Operations Aggregate Limit, whichever is applicable; and
 2. Such payments shall not reduce any Designated Construction Project General Aggregate Limit or the All Designated Construction Project General Aggregate Cap.
- C.** When coverage for liability arising out of the "products-completed operations hazard" is provided, any payments for damages because of "bodily injury" or "property damage" included in the "products-completed operations hazard" will reduce the Products-Completed Operations Aggregate Limit, and not reduce the General Aggregate Limit, the Designated Construction Project General Aggregate Limit, nor the All Designated Construction Project General Aggregate Cap.
- D.** If the applicable designated construction project has been abandoned, delayed, or abandoned and then restarted, or if the authorized contracting parties deviate from plans, blueprints, designs, specifications or timetables, the project will still be deemed to be the same construction project.
- E.** The provisions of **Section III – Limits Of Insurance** not otherwise modified by this endorsement shall continue to apply as stipulated.

THIS ENDORSEMENT CHANGES THE POLICY. PLEASE READ IT CAREFULLY.

PRIMARY AND NONCONTRIBUTORY – OTHER INSURANCE CONDITION

This endorsement modifies insurance provided under the following:

AUTO DEALERS COVERAGE FORM
BUSINESS AUTO COVERAGE FORM
MOTOR CARRIER COVERAGE FORM

With respect to coverage provided by this endorsement, the provisions of the Coverage Form apply unless modified by the endorsement.

- A.** The following is added to the **Other Insurance Condition** in the Business Auto Coverage Form and the **Other Insurance – Primary And Excess Insurance Provisions** in the Motor Carrier Coverage Form and supersedes any provision to the contrary:

This Coverage Form's Covered Autos Liability Coverage is primary to and will not seek contribution from any other insurance available to an "insured" under your policy provided that:

1. Such "insured" is a Named Insured under such other insurance; and
2. You have agreed in writing in a contract or agreement that this insurance would be primary and would not seek contribution from any other insurance available to such "insured".

- B.** The following is added to the **Other Insurance Condition** in the Auto Dealers Coverage Form and supersedes any provision to the contrary:

This Coverage Form's Covered Autos Liability Coverage and General Liability Coverages are primary to and will not seek contribution from any other insurance available to an "insured" under your policy provided that:

1. Such "insured" is a Named Insured under such other insurance; and
2. You have agreed in writing in a contract or agreement that this insurance would be primary and would not seek contribution from any other insurance available to such "insured".

THIS ENDORSEMENT CHANGES THE POLICY. PLEASE READ IT CAREFULLY.

WAIVER OF TRANSFER OF RIGHTS OF RECOVERY AGAINST OTHERS TO US (WAIVER OF SUBROGATION)

This endorsement modifies insurance provided under the following:

AUTO DEALERS COVERAGE FORM
BUSINESS AUTO COVERAGE FORM
MOTOR CARRIER COVERAGE FORM

With respect to coverage provided by this endorsement, the provisions of the Coverage Form apply unless modified by the endorsement.

This endorsement changes the policy effective on the inception date of the policy unless another date is indicated below.

Named Insured: EXBON DEVELOPMENT INC

Endorsement Effective Date: 7/20/2022

SCHEDULE

Name(s) Of Person(s) Or Organization(s):

Blanket where required by written agreement executed prior to loss

Information required to complete this Schedule, if not shown above, will be shown in the Declarations.

The **Transfer Of Rights Of Recovery Against Others To Us** condition does not apply to the person(s) or organization(s) shown in the Schedule, but only to the extent that subrogation is waived prior to the "accident" or the "loss" under a contract with that person or organization.

THIS ENDORSEMENT CHANGES THE POLICY. PLEASE READ IT CAREFULLY.

DESIGNATED INSURED FOR COVERED AUTOS LIABILITY COVERAGE

This endorsement modifies insurance provided under the following:

AUTO DEALERS COVERAGE FORM
BUSINESS AUTO COVERAGE FORM
MOTOR CARRIER COVERAGE FORM

With respect to coverage provided by this endorsement, the provisions of the Coverage Form apply unless modified by this endorsement.

This endorsement identifies person(s) or organization(s) who are "insureds" for Covered Autos Liability Coverage under the Who Is An Insured provision of the Coverage Form. This endorsement does not alter coverage provided in the Coverage Form.

This endorsement changes the policy effective on the inception date of the policy unless another date is indicated below.

Named Insured: EXBON DEVELOPMENT INC

Endorsement Effective Date: 7/20/2022

SCHEDULE

Name Of Person(s) Or Organization(s):

Blanket where required by written agreement executed prior to loss

Information required to complete this Schedule, if not shown above, will be shown in the Declarations.

Each person or organization shown in the Schedule is an "insured" for Covered Autos Liability Coverage, but only to the extent that person or organization qualifies as an "insured" under the Who Is An Insured provision contained in Paragraph **A.1.** of Section **II** – Covered Autos Liability Coverage in the Business Auto and Motor Carrier Coverage Forms and Paragraph **D.2.** of Section **I** – Covered Autos Coverages of the Auto Dealers Coverage Form.

Endorsement No. 11

Effective Date: 03/13/2023 @12:01 a.m. Standard Time at the address of the **Named Insured**

Policy Number: CM003254-06-2023

Insured Name: Exbon Development, Inc.

Issuing Company: AXIS Surplus Insurance Company

Additional (Return) Premium: \$0

If the Endorsement Effective Date is blank, then the effective date of this Endorsement is the Inception Date of the Policy.

ADDITIONAL INSURED (PRIMARY/NON-CONTRIBUTORY) ENDORSEMENT

THIS ENDORSEMENT MODIFIES THE POLICY. PLEASE READ IT CAREFULLY.

This endorsement modifies the:

C-PRO PLUS - CONTRACTOR'S PROFESSIONAL AND POLLUTION LIABILITY POLICY WITH SUBGAP INDEMNITY COVERAGE

In consideration of the premium charged, it is agreed that:

The persons or organizations listed below shall be considered an additional **Insureds** under this Policy, but solely as set forth in Section III. DEFINITIONS, Paragraph N.5:

Schedule of Additional **Insureds**:

As required by written contract in effect prior to any related **Claim**

It is further agreed that for the additional **Insureds** listed in the Schedule of Additional **Insureds** above, Section V. GENERAL CONDITIONS AND LIMITATIONS, Paragraph O. Other Insurance is amended by adding the following:

Solely as respects Coverage B – Contractor's Pollution Liability, this insurance is primary and non-contributory where required by a written contract or written agreement executed prior to the commencement of any associated **Pollution Condition** giving rise to a **Claim** made against an **Insured** designated in the Schedule of Additional **Insureds**. When this insurance is primary and non-contributory, our obligations are not affected by any other insurance carried directly by such additional **Insured** whether it is stated to be primary or excess coverage.

However, regardless of the provisions above, we will not extend any insurance coverage to such an additional **Insured** person or organization:

- (1) That is not available to you under the terms of this Policy; or
- (2) That is broader than required by the written contract or written agreement referred to above.

Nothing in this endorsement shall operate to increase the Limits of Liability of this Policy as shown on the DECLARATIONS.

All other terms and conditions of the Policy shall apply and remain unchanged.

WAIVER OF OUR RIGHT TO RECOVER FROM OTHERS ENDORSEMENT CALIFORNIA (Blanket)

We have the right to recover our payments from anyone liable for an injury covered by this policy. We will not enforce our right against the person or organization named in the Schedule. (This agreement applies only to the extent that you perform work under a written contract that requires you to obtain this agreement from us.)

You must maintain payroll records accurately segregating the remuneration of your employees while engaged in the work described in the Schedule.

The additional premium for this endorsement shall be 0.020000 % of the California workers' compensation premium otherwise due on such remuneration.

Schedule

State**Description**

CA

Any party with whom the insured agrees to waive subrogation in a written contract.

This endorsement changes the policy to which it is attached and is effective on the date issued unless otherwise stated.

(The information below is required only when this endorsement is issued subsequent to preparation of the policy.)

Endorsement Effective Date: 10/01/2022

Policy Number: BNUWC0158047

Endorsement No.:

Insured Name: Exbon Development, Inc.

Insurance Company: StarNet Insurance Company

Countersigned By



General Info

Total:

\$1.1465

Number	Description
22-24-J, 22-25-J, 22-26-J General Engineering Job Order Contract (Class A)	A Job Order Contract is an indefinite quantity contract pursuant to which the Contractor will perform an ongoing series of individual projects at different locations throughout the County of Fresno. The types of work to be done may include, but is not limited to: concrete repair, culvert repair, guardrail replacement, bridge removal, bridge wing wall repair, irrigation pipe replacement, repair of failed roadway sections, repair of asphalt dike, and minor parking lot repairs. Work being contemplated under the Job Order Contract may include potentially Federally-funded work associated with a declared disaster over which the Federal Emergency Management Agency would have oversight. The bid documents include a Construction Task Catalog® containing construction tasks with preset Unit Prices. All Unit Prices are based on local labor prevailing wages, material and equipment prices and are for the direct cost of construction.
Deadline 04/18/2023 02:00 PM PDT	
Vendor Exbon Development Inc.	
Submitted 04/18/2023 12:52 PM PDT	
Signed by Hee B. Yang Account Holder Hee B. Yang	A MANDATORY pre-bid conference has been held at 10:00 A.M. on Tuesday, March 21, 2023 for the purpose of discussing the Job Order Contract concept, documents, bid considerations and to discuss Job Order Contracting from a contractor's viewpoint. Contractors that do not sign in and attend the pre-bid conference will be ineligible, and any bid submitted by such a contractor will be determined non-responsive. The MANDATORY pre-bid conference was conducted virtually, and the link to the meeting was posted at http://www.co.fresno.ca.us/planholders
Opened 04/18/2023 02:02 PM PDT By jwongsing@fresnocountyca.gov	Allows zero unit prices and labor No Allows negative unit prices and labor No

Attachment List

Project Website (<http://www.co.fresno.ca.us/departments/public-works-and-planning/construction-bidding-opportunities/22-24-j-22-25-j-22-26-j-class-a-general-engineering-job-order-contract>)
Project website

Request for Clarification Form (<http://www.co.fresno.ca.us/departments/public-works-and-planning/construction-bidding-opportunities/22-24-j-22-25-j-22-26-j-class-a-general-engineering-job-order-contract/request-for-clarification-form>)
Request for Clarifications Form 22-24-J, 22-25-J, 22-26-J General Engineering

Specifications
Specifications

Addendum 1
Addendum 1

Addendum 2
Addendum 2

Proposal to the Board of Supervisors of the County of Fresno - Proposal 1 & 2

The work to be done and referred to herein is in Fresno County, State of California. In case of a discrepancy between words and figures, the words shall prevail. If this proposal shall be accepted and the undersigned shall fail to contract, as aforesaid, and to give the two bonds in the sums to be determined as aforesaid, with surety satisfactory to the Awarding Authority, within ten (10) days after the award of the contract, the Awarding Authority, at its option, may determine that the bidder has abandoned the contract, and thereupon this proposal and the acceptance thereof shall be null and void, and the forfeiture of such security accompanying this proposal shall operate and the same shall be the property of the Owner.

The undersigned, as bidder declares that all Addenda issued with respect to this bid have been received and incorporated into this Proposal. The bidder's signature on this Proposal also constitutes acknowledgement of all addenda.

The undersigned, as bidder, declares that the only persons, or parties interested in this proposal as principals are those named herein; that this proposal is made without collusion with any other person, firm or corporation; that he has carefully examined the Construction Task Catalog®, Technical Specifications and Special Provisions and he proposes and agrees if this proposal is accepted, that he will contract with the County of Fresno to provide all necessary machinery, tools, apparatus and other means of construction, and to do all the work and furnish all the materials specified in the contract in the manner and time therein prescribed, and according to the requirements of the Owner as therein set forth.

This Contract is for construction work and related services to be performed at any location within Fresno County. The work of this Contract will be set forth in the Detailed Scopes of Work referenced in the individual Job Orders. The Contractor is required to complete each Detailed Scope of Work for the Job Order Price within the Job Order Completion Time.

The Contractor shall perform all Work required called for in each individual Job Order issued under this Contract using the Construction Task Catalog® and Technical Specifications incorporated herein by reference. Contractor shall perform any or all functions called for in the Contract Documents as specified in individual Job Orders against this Contract for the Unit Prices specified in the Construction Task Catalog® (CTC) multiplied by the following Adjustment Factors, and any appropriate Non Pre-priced work.

Adjustment Factors

The Bidder shall set forth Adjustment Factors in the respective space provided hereinafter. **See example below.** Failure to submit Adjustment Factors for all categories will result in the Proposal being deemed non-responsive. **The Other Than Normal Working Hours Adjustment Factors SHALL be EQUAL to or GREATER THAN the corresponding Normal Working Hours Adjustment Factors.**

Specify Adjustment Factors to four (4) decimal places.

The Contractor shall perform the Tasks required by each individual Job Order using the following Adjustment Factors. When submitting Job Order Price Proposals related to specific Job Orders, the Bidder shall utilize one or more of the Adjustment Factors applicable to the Work being performed.

This form may present the factors as a currency value. All currency values or associated errors will be corrected to the appropriate adjustment factor or weighted award criteria factor by the Owner, prior to award and execution of the final contract(s). **The Owner reserves the right to revise the presentation of the Adjustment Factors and Award Criteria Figure for correctness.**

Award Criteria Figure Calculation

The weighted award criteria factor (Total) is calculated automatically use conventional rounding methodology (i.e., if the number in the 5th decimal place is 0-4, the number in the 4th decimal remains unchanged; if the number in the 5th decimal place is 5-9, the number in the 4th decimal is rounded upward).

The Weighted Multipliers are for the purpose of calculating an Award Criteria Figure only. No assurances are made by the County that Work will be ordered under the Contract in a distribution consistent with the weighted percentages below. The Award Criteria Figure is only used for the purpose of determining the lowest Bidder.

The **Total** below is the automatically calculated **Award Criteria Figure**.

Example - Proposal 2

Item Description	Adjustment Factor
Example	\$1.2102

Schedule of Adjustment Factors and Award Criteria Figure - Proposal 2 & 3A

\$1.1465

Number	Item Description	Weighted Multiplier	Adjustment Factor	Extension
1	Normal Working Hours (7:00am to 5:00pm Monday through Friday)	0.60	\$1.1200	\$0.6720
2	Other Than Normal Working Hours (5:00pm to 7:00am Monday through Friday, and all day Saturday, Sunday, and Holidays)	0.10	\$1.1400	\$0.1140
3	Normal Working Hours Adjustment Factor – Work Over Elevations of 3000 Feet (7:00am to 5:00pm Monday through Friday)	0.25	\$1.2000	\$0.3000
4	Other Than Normal Working Hours Adjustment Factor – Work Over Elevations of 3000 Feet (5:00pm to 7:00am Monday through Friday, and all day Saturday, Sunday, and Holidays)	0.05	\$1.2100	\$0.0605
				Total: \$1.1465

Bid Security - Proposal 4

Bid Security Amount

\$25,000.00

Guarantee Method *

Cash, Cashier's Check,
Certified Check, Paper Bid
Bond

Cash, Cashier's Check, Certified Check, Paper Bid Bond

Confirmation *

I have provided a Paper Bid Bond for the Bid Security Amount above prior to the solicitation deadline.

You must either attach an electronic bid bond here or provide an original bid bond (or other form of bid security authorized by Public Contract Code Section 20129(a)) to the office location according to the instructions in the Notice to Bidders ***prior to*** the bid opening.

Addendum Acknowledgement - Proposal 4

Bidders must acknowledge all addenda. The Bidder acknowledges receipt of the following **ADDENDA**:

(Enter the number the Designer has assigned to each of the addenda that the Bidder is acknowledging)

Type N/A if no addenda were issued. Click "+" to add additional fields.

Addendum No. *

1

Dated *

4/6/2023

Type N/A if no addenda were issued. Click "+" to add additional fields. 1

Addendum No. *

2

Dated *

4/13/2023

Bidder Signature - Proposal 4

Business Name *

Exbon Development Inc.

Note: If bidder or other interested person is a corporation, state legal name of corporation. If bidder is a co-partnership, state true name of firm.

Type of Business *

Corporation - list Officers

Business Owners and Officers Names *

Jae K. Jung, President/Secretary/Treasurer
Hee B. Yang, Vice President

Note: If bidder or other interested person is:

- a corporation, list names of the president, secretary, treasurer and manager thereof
- a partnership, list names of all individual co-partners composing firm.
- an individual, state first and last name in full.

Names of Owners and Key Employees *

Jae K. Jung, President/Secretary/Treasurer
Hee B. Yang, Vice President

Note: List majority owners of your firm. If multiple owners, list all. Also include anyone, including key employees, who are actively promoting the contract. (SB1439)

Licensed in accordance with an act providing for the registration of Contractors:

Class *

A B C-10 C-20 C-39

Contractor License No. * Expires *

863384 8/31/2023

DIR Registration Number *

100000777

Business Address *

13831 Newhope St., Garden Grove, CA 92843

Zip Code *

92843

Mailing Address *

13831 Newhope St., Garden Grove, CA 92843

Zip Code *

92843

Business Phone *

(714) 539-2222

Fax Number

(714) 539-2223

E-mail Address *

bid@exbon.com

Signature of Bidder *

Hee B. Yang

Dated *

4/13/2023

NOTE: If bidder is a corporation, the legal name of the corporation shall be set forth above together with the signature of the officer or officers authorized to sign contracts on behalf of the corporation; if bidder is a co-partnership, the true name of the firm shall be set forth above together with the signature of the partner or partners authorized to sign contracts on behalf of the co-partnership; and if bidder is an individual, his signature shall be placed above. If signature is by an agent, other than an officer of a corporation or a member of a partnership, a Power of Attorney must be on file with the Owner prior to opening bids or submitted with the bid; otherwise, the bid will be disregarded as irregular and unauthorized.

Noncollusion Declaration - Proposal 5

TO BE EXECUTED BY BIDDER AND SUBMITTED WITH BID*

The undersigned declares:

I am the (Choose one of the following options): *

Corporate Officer

If Corporate Officer please list Title:

Vice President

of (Business Name): *

Exbon Development Inc.

the party making the foregoing bid.

The bid is not made in the interest of, or on behalf of, any undisclosed person, partnership, company, association, organization, or corporation. The bid is genuine and not collusive or sham. The bidder has not directly or indirectly induced or solicited any other bidder to put in a false or sham bid. The bidder has not directly or indirectly colluded, conspired, connived, or agreed with any bidder or anyone else to put in a sham bid, or refrain from bidding. The bidder has not in any manner, directly or indirectly, sought by agreement, communication, or conference with anyone to fix the bid price of the bidder or any other bidder, or to fix any overhead, profit, or cost element of the bid price, or of that of any other bidder. All statements contained in the bid are true. The bidder has not, directly or indirectly, submitted his or her bid price or any breakdown thereof, or the contents thereof, or divulged information or data relative thereto, to any corporation, partnership, company, association, organization, bid depository, or to any member or agent thereof, and has not paid, and will not pay, any person or entity for that purpose.

Any person executing this declaration on behalf of a bidder that is a corporation, partnership, joint venture, limited liability company, limited liability partnership, or any other entity, hereby represents that he or she has full power to execute, and does execute, this declaration on behalf of the bidder.

I declare under penalty of perjury under the laws of the State of California that the foregoing is true and correct and that this declaration is executed on _____, 2023,

Date: *

4/13/2023

at City, State: *

Garden Grove, CA

Signature: *

Hee B. Yang

(See Title 23 United States Code Section 112; Calif Public Contract Code Section 7106)

*NOTE: Completing, signing, and returning the Non-Collusion Declaration is a required part of the Proposal. Bidders are cautioned that making a false certification may subject the certifier to criminal prosecution.

Public Contract Code - Proposal 6 & 7

Public Contract Code Section 10285.1 Statement

In conformance with Public Contract Code Section 10285.1 (Chapter 376, Stats. 1985), the bidder hereby declares under penalty of perjury under the laws of the State of California that the bidder

Choose an option: *

Has not been convicted

within the preceding three years of any offenses referred to in that section, including any charge of fraud, bribery, collusion, conspiracy, or any other act in violation of any state or Federal antitrust law in connection with the bidding upon, award of, or performance of, any public works contract, as defined in Public Contract Code Section 1101, with any public entity, as defined in Public Contract Code Section 1100, including the Regents of the University of California or the Trustees of the California State University. The term "bidder" is understood to include any partner, member, officer, director, responsible managing officer, or responsible managing employee thereof, as referred to in Section 10285.1.

The above Statement is part of the Bid. Signing this Bid on the signature portion thereof shall also constitute signature of this Statement. Bidders are cautioned that making a false certification may subject the certifier to criminal prosecution.

Public Contract Code Section 10162 Questionnaire

In conformance with Public Contract Code Section 10162, the Bidder shall complete, under penalty of perjury, the following questionnaire:

Has the bidder, any officer of the bidder, or any employee of the bidder who has a proprietary interest in the bidder, ever been disqualified, removed, or otherwise prevented from bidding on, or completing a federal, state, or local government project because of a violation of law or a safety regulation?

Choose an option: *

No

If the answer is No, please type N/A. If the answer is Yes, explain the circumstances in the following space. *

N/A

Public Contract Code Section 10232 Statement

In conformance with Public Contract Code Section 10232, the Contractor hereby states under penalty of perjury, that no more than

one final unappealable finding of contempt of court by a federal court has been issued against the Contractor within the immediately preceding two-years period because of the Contractor's failure to comply with an order of the National Labor Relations Board.

Note: The above Statement and Questionnaire are part of the Bid. Signing this Bid on the signature portion thereof shall also constitute signature of this Statement and Questionnaire. Bidders are cautioned that making a false certification may subject the certifier to criminal prosecution.

Certification With Regard To The Performance Of Previous Contracts Or Subcontracts Subject To The Equal Opportunity Clause And The Filing Of Required Reports - Proposal 8

The bidder or proposed subcontractor hereby certifies that they

Please choose an option below *

have participated

in a previous contract or subcontract subject to the equal opportunity clause, as required by Executive Orders 10925, 11114, or 11246, and that they

Please select an option below *

have filed

with the Joint Reporting Committee, the Director of the Office of Federal Contract Compliance, a Federal Government contracting or administering agency, or the former President's Committee on Equal Employment Opportunity, all reports due under the applicable filing requirements.

Company *

Exbon Development Inc.

By: *

Hee B. Yang

Title *

Vice President

Date *

4/13/2023

NOTE: The above certification is required by the Equal Employment Opportunity Regulations of the Secretary of Labor (41 CFR 60-1.7(b) (1), and must be submitted by bidders and proposed subcontractors only in connection with contracts and subcontracts which are subject to the equal opportunity clause. Contracts and subcontracts which are exempt from the equal opportunity clause are set forth in 41 CFR 60-1.5. (Generally only contracts or subcontracts of \$10,000 or under are exempt.) Currently, Standard Form 100 (EEO-1) is the only report required by the Executive Orders or their implementing regulations.

Currently, Standard Form 100 (EEO-1) is the only report required by the Executive Orders or their implementing regulations.

Proposed prime contractors and subcontractors who have participated in a previous contract or subcontract subject to the Executive Orders and have not filed the required reports should note that 41 CFR 60-1.7(b) (1) prevents the award of contracts

and subcontracts unless such contractor submits a report covering the delinquent period or such other period specified by the Director, Office of Federal Contract Compliance, U. S. Department of Labor.

Title 49, Code Of Federal Regulations, Part 29 - Debarment And Suspension Certification - Proposal 10

The bidder or proposed subcontractor under penalty of perjury, certifies that, except as noted below, he/she or any person associated therewith in the capacity of owner, partner, director, officer, manager:

is not currently under suspension, debarment, voluntary exclusion, or determination of ineligibility by any federal agency;

has not been suspended, debarred, voluntarily excluded or determined ineligible by any federal agency within the past 3 years;

does not have a proposed debarment pending; and

has not been indicted, convicted, or had a civil judgment rendered against it by a court of competent jurisdiction in any matter involving fraud or official misconduct within the past 3 years.

If no exceptions enter "No Exceptions." If there are any exceptions to this certification, insert the exceptions in the following space: *

No Exceptions.

Exceptions will not necessarily result in denial of award, but will be considered in determining bidder responsibility.

For any exception noted above, indicate below to whom it applies, initiating agency, and dates of action:

Note: Providing false information may result in criminal prosecution or administrative sanctions.

The above certification is part of the Proposal. Signing the Proposal on the signature portion thereof shall also constitute signature of this Certification.

By my signature on this proposal, I certify, under penalty of perjury under the laws of the State of California and the United States of America, that the Title 23 United States Code, Section 112 Non-Collusion Declaration and the Title 49 Code of Federal Regulations, Part 29 Debarment and Suspension Certification are true and correct.

Company *

Exbon Development Inc.

By *

Hee B. Yang

Date *

4/13/2023

Title *

Vice President

Nonlobbying Certification For Federal-Aid Contracts - Proposal 11

The prospective participant certifies, by signing and submitting this bid or proposal, to the best of his or her knowledge and belief, that:(1) No Federal appropriated funds have been paid or will be paid, by or on behalf of the undersigned, to any person for influencing or attempting to influence an officer or employee of any Federal agency, a Member of Congress, an officer or employee of Congress, or an employee of a Member of Congress in connection with awarding of any cooperative agreement, and the extension, continuation, renewal, amendment, or INSTALLATION of any Federal contract, grant, loan, or cooperative agreement.

(2) If any funds other than Federal appropriated funds have been paid or will be paid to any person for influencing or attempting to influence an officer of any Federal agency, a Member of Congress, an officer or employee of Congress, or an employee of a Member of Congress in connection with this Federal contract, grant, loan, or cooperative agreement, **the undersigned shall complete and submit Standard Form-LLL, "Disclosure of Lobbying Activities," in accordance with its instructions.**

This certification is a material representation of fact upon which reliance was placed when this transaction was made or entered into. Submission of this certification is a prerequisite for making or entering into this transaction imposed by Section 1352, Title 31, U.S. Code. Any person who fails to file the required certification shall be subject to a civil penalty of not less than \$10,000 and not more than \$100,000 for each such failure.

The prospective participant also agrees by submitting his or her bid or proposal that he or she shall require that the language of this certification be included in all lower tier subcontracts, which exceed \$100,000 and that all such subrecipients shall certify and disclose accordingly.

Bidder *

Exbon Development Inc.

By *

Hee B. Yang

Date *

4/13/2023

Title *

Vice President

Disclosure of Lobbying, DBE Forms, and Bidders List of Subcontractors - Proposal 12-15

LAPM-10Q Disclosure of Lobbying Activities - Proposal 12 (223 KB)
Local Assistance Procedures Manual Exhibit 15-G Construction
Contract DBE Commitment Form

Disclosure of Lobbying, DBE Forms, and Bidder's List of Subcontractors (cont.) - Proposal 12-15

Name	Omission Terms	Submitted File
Exhibit 10Q Disclosure of Lobbying Activites - Proposal 12 Complete this form to disclose lobbying activities pursuant to 31 U.S.C. 1352	Submit disclosure if needed.	I am not enclosing this document because the omission terms have been met.
1 Required Document		

Additional Documents (Use if needed)

Name	Omission Terms	Submitted File
Optional: Vendor is not required to complete.		
Not Required Extra Space if needed	Extra Space not needed	FRC JOC 2023 A Bid Bond.pdf
Not Required Extra Space if needed	Extra Space not needed	Corporate Resolution - President & VP(HY) Signer_Signed.pdf
Not Required Extra Space if needed	Extra Space not needed	I am not enclosing this document because the omission terms have been met.
3 Required Documents		

BID BOND

KNOW ALL BY THESE PRESENTS, That we, EXBON DEVELOPMENT, INC.

of 18381 NEWHOPE STREET GARDEN GROVE, CA 92843 (hereinafter called the Principal),

as Principal, and GREAT AMERICAN INSURANCE COMPANY

(hereinafter called the Surety), as Surety are held and firmly bound unto COUNTY OF FRESNO

(hereinafter called the Oblige) in the penal sum of TWENTY FIVE THOUSAND & 00/100


Dollars (\$ 25,000.00)


for the payment of which the Principal and the Surety bind themselves, their heirs, executors, administrators, successors and assigns, jointly and severally, firmly by these presents.

THE CONDITION OF THIS OBLIGATION IS SUCH, That WHEREAS, the Principal has submitted or is about to submit a proposal to the Oblige on a contract for JOB ORDER CONTRACT 22-24-J, 22-25-J, 22-26-J

NOW, THEREFORE, If the said Contract be timely awarded to the Principal and the Principal shall, within such time as may be specified, enter into the Contract in writing, and give bond, if bond is required, with surety acceptable to the Oblige for the faithful performance of the said Contract, then this obligation shall be void; otherwise to remain in full force and effect.

Signed and sealed this 12TH day of APRIL, 2023.

Paul Jung  Witness

Bohyeon Kang  Witness

EXBON DEVELOPMENT, INC. (Seal)
 Principal
Hee Yang, Vice President Title

GREAT AMERICAN INSURANCE COMPANY
By  Attorney-in-Fact
KEVIN VEGA

GREAT AMERICAN INSURANCE COMPANY®

Administrative Office: 301 E 4TH STREET • CINCINNATI, OHIO 45202 • 513-369-5000 • FAX 513-723-2740

The number of persons authorized by
this power of attorney is not more than **FOUR**

No. 0 20974

POWER OF ATTORNEY

KNOW ALL MEN BY THESE PRESENTS: That the GREAT AMERICAN INSURANCE COMPANY, a corporation organized and existing under and by virtue of the laws of the State of Ohio, does hereby nominate, constitute and appoint the person or persons named below, each individually if more than one is named, its true and lawful attorney-in-fact, for it and in its name, place and stead to execute on behalf of the said Company, as surety, any and all bonds, undertakings and contracts of suretyship, or other written obligations in the nature thereof; provided that the liability of the said Company on any such bond, undertaking or contract of suretyship executed under this authority shall not exceed the limit stated below.

Name	Address	Limit of Power
PHILIP E. VEGA	ALL OF	ALL
KEVIN VEGA	COVINA, CALIFORNIA	\$100,000,000
BRITTON CHRISTIANSEN		
MYRNA F. SMITH		

This Power of Attorney revokes all previous powers issued on behalf of the attorney(s)-in-fact named above.

IN WITNESS WHEREOF the GREAT AMERICAN INSURANCE COMPANY has caused these presents to be signed and attested by its appropriate officers and its corporate seal hereunto affixed this 9TH day of FEBRUARY, 2021.



Attest
Stephen C. Beraha

Assistant Secretary

Mark Vicario

Divisional Senior Vice President

STATE OF OHIO, COUNTY OF HAMILTON - ss:

MARK VICARIO (877-377-2405)

On this 9TH day of FEBRUARY, 2021, before me personally appeared MARK VICARIO, to me known, being duly sworn, deposes and says that he resides in Cincinnati, Ohio, that he is a Divisional Senior Vice President of the Bond Division of Great American Insurance Company, the Company described in and which executed the above instrument; that he knows the seal of the said Company; that the seal affixed to the said instrument is such corporate seal; that it was so affixed by authority of his office under the By-Laws of said Company, and that he signed his name thereto by like authority.



SUSAN A KOHORST
Notary Public
State of Ohio
My Comm. Expires
May 18, 2025

Susan A Kohorst

This Power of Attorney is granted by authority of the following resolutions adopted by the Board of Directors of Great American Insurance Company by unanimous written consent dated June 9, 2008.

RESOLVED: That the Divisional President, the several Divisional Senior Vice Presidents, Divisional Vice Presidents and Divisional Assistant Vice Presidents, or any one of them, be and hereby is authorized, from time to time, to appoint one or more Attorneys-in-Fact to execute on behalf of the Company, as surety, any and all bonds, undertakings and contracts of suretyship, or other written obligations in the nature thereof; to prescribe their respective duties and the respective limits of their authority; and to revoke any such appointment at any time.

RESOLVED FURTHER: That the Company seal and the signature of any of the aforesaid officers and any Secretary or Assistant Secretary of the Company may be affixed by facsimile to any power of attorney or certificate of either given for the execution of any bond, undertaking, contract of suretyship, or other written obligation in the nature thereof, such signature and seal when so used being hereby adopted by the Company as the original signature of such officer and the original seal of the Company, to be valid and binding upon the Company with the same force and effect as though manually affixed.

CERTIFICATION

I, STEPHEN C. BERAHA, Assistant Secretary of Great American Insurance Company, do hereby certify that the foregoing Power of Attorney and the Resolutions of the Board of Directors of June 9, 2008 have not been revoked and are now in full force and effect.

Signed and sealed this 12th day of April, 2023



Stephen C. Beraha
Assistant Secretary

CALIFORNIA ALL-PURPOSE ACKNOWLEDGMENT**CIVIL CODE § 1189**

A notary public or other officer completing this certificate verifies only the identity of the individual who signed the document to which this certificate is attached, and not the truthfulness, accuracy, or validity of that document.


State of California)

County of LOS ANGELES)On 04/12/2023 before me, PHILIP VEGA, NOTARY PUBLIC
Date Here Insert Name and Title of the Officerpersonally appeared KEVIN VEGA, ATTORNEY-in-FACT
Name(s) of Signer(s)

who proved to me on the basis of satisfactory evidence to be the person(s) whose name(s) is/are subscribed to the within instrument and acknowledged to me that he/~~she/they~~ executed the same in his/~~her/their~~ authorized capacity(ies), and that by his/~~her/their~~ signature(s) on the instrument the person(s), or the entity upon behalf of which the person(s) acted, executed the instrument.

I certify under PENALTY OF PERJURY under the laws of the State of California that the foregoing paragraph is true and correct.

WITNESS my hand and official seal.

Signature _____
Signature of Notary Public

Place Notary Seal Above

OPTIONAL

Though this section is optional, completing this information can deter alteration of the document or fraudulent reattachment of this form to an unintended document.

Description of Attached Document

Title or Type of Document: _____ Document Date: _____

Number of Pages: _____ Signer(s) Other Than Named Above: _____

Capacity(ies) Claimed by Signer(s)

Signer's Name: _____

- ☐ Corporate Officer — Title(s): _____
☐ Partner — ☐ Limited ☐ General
☐ Individual ☐ Attorney in Fact
☐ Trustee ☐ Guardian or Conservator
☐ Other: _____

Signer Is Representing: _____

Signer's Name: _____

- ☐ Corporate Officer — Title(s): _____
☐ Partner — ☐ Limited ☐ General
☐ Individual ☐ Attorney in Fact
☐ Trustee ☐ Guardian or Conservator
☐ Other: _____

Signer Is Representing: _____

CALIFORNIA ALL-PURPOSE ACKNOWLEDGMENT**CIVIL CODE § 1189**

A notary public or other officer completing this certificate verifies only the identity of the individual who signed the document to which this certificate is attached, and not the truthfulness, accuracy, or validity of that document.

State of California)

County of Orange)On 4/12/2023 before me, Suji Ham, Notary Public,
Date Here Insert Name and Title of the Officerpersonally appeared Hee Bum Yang
Name(s) of Signer(s)

who proved to me on the basis of satisfactory evidence to be the person(s) whose name(s) is/are subscribed to the within instrument and acknowledged to me that he/she/they executed the same in his/her/their authorized capacity(ies), and that by his/her/their signature(s) on the instrument the person(s), or the entity upon behalf of which the person(s) acted, executed the instrument.

I certify under PENALTY OF PERJURY under the laws of the State of California that the foregoing paragraph is true and correct.

WITNESS my hand and official seal.

Signature [Signature]
Signature of Notary Public

Place Notary Seal Above

OPTIONAL

Though this section is optional, completing this information can deter alteration of the document or fraudulent reattachment of this form to an unintended document.

Description of Attached Document

Title or Type of Document: _____

Document Date: _____ Number of Pages: _____

Signer(s) Other Than Named Above: _____

Capacity(ies) Claimed by Signer(s)

Signer's Name: _____

☐ Corporate Officer — Title(s): _____☐ Partner — ☐ Limited ☐ General☐ Individual ☐ Attorney in Fact☐ Trustee ☐ Guardian or Conservator☐ Other: _____

Signer Is Representing: _____

Signer's Name: _____

☐ Corporate Officer — Title(s): _____☐ Partner — ☐ Limited ☐ General☐ Individual ☐ Attorney in Fact☐ Trustee ☐ Guardian or Conservator☐ Other: _____

Signer Is Representing: _____



13831 Newhope Street
Garden Grove, CA 92843

T: 714.539.2222
F: 714.539.2223

CORPORATE RESOLUTION

IT IS HEREBY RESOLVED BY THE DIRECTORS of EXBON DEVELOPMENT, INC.,
a California Corporation as follows:

RESOLVED, the following corporate officers or representatives,
Jae K. Jung & Hee Bum Yang are the only authorized personnel to execute bid and contract
documents, as President and Vice President.

This resolution was adopted by the Directors of the Corporation at a regular/special meeting
of the Corporation held on the 1st of January 2020.

CERTIFICATE OF SECRETARY

The undersigned hereby certifies that he is the duly elected and qualified Secretary of Exbon
Development, Inc., a California corporation and that the foregoing is a true and correct record
of a resolution duly adopted by the Board of Directors of the Corporation on the 1st of January
2020.

IN WITNESS WHEREOF, I have executed my name as Secretary on this January 1, 2020.

Signature:

A handwritten signature in blue ink, appearing to be 'Jae K. Jung', written over a faint circular stamp.

Name of Secretary: Jae K. Jung

A handwritten signature in blue ink, appearing to be 'Hee Bum Yang', written over a faint circular stamp.

Name of Person Acknowledged: Hee Bum Yang, Vice President



County of Fresno

DEPARTMENT OF PUBLIC WORKS AND PLANNING
STEVEN E. WHITE, DIRECTOR

June 23, 2023

Jae K. Jung, President
Exbon Development, Inc.
13831 Newhope Street
Garden Grove, CA 92843

Transmitted by email to: bid@exbon.com

Dear Mr. Yang:

Subject: **Notice of Approval, General Engineering Job Order Contract
Contract No. 22-26-J**

The contract between your firm and the County of Fresno for the referenced project became operative on June 20, 2023. A copy of the executed contract is enclosed.

DIR Project ID 474809 is assigned to Contract No. 22-26-J

The enclosed copy of Section 41 of the Charter of the County of Fresno is for your reference and compliance. If you have any questions, contact Jennica Geddert at jgeddert@fresnocountyca.gov or (559) 600-4241.

Sincerely,

Mohammad Alimi, Ph.D., P.E.
Design Division Engineer

Jennica Geddert

Jennica Geddert
Senior Staff Analyst

Enclosures

cc: Board of Supervisors
Auditor – Controller
Financial Services
Construction Management
Design Division – Design Services

PAYMENT BOND - PUBLIC WORK
SECTIONS 3247 - 3252, CIVIL CODE
(CALIFORNIA)

GREAT AMERICAN INSURANCE COMPANY SURETY COMPANY

Bond No. 5073217
Premium: \$17,820.00 (SUBJECT TO CHANGE
BASED UPON FINAL CONTRACT AMOUNT)

KNOW ALL MEN BY THESE PRESENTS:

THAT WHEREAS, The COUNTY OF FRESNO has awarded to EXBON DEVELOPMENT, INC.

as Contractor, a contract for the work described as follows: GENERAL ENGINEERING JOC 22-26-J

AND WHEREAS, Said Contractor is required to furnish a bond in connection with said contract, to secure the payment of claims of laborers, mechanics, materialmen, and other persons as provided by law.

NOW, THEREFORE, We the undersigned Contractor and Surety are held and firmly bound unto the County of Fresno in the amount required by law, the sum of \$ 3,000,000.00, for which payment well and truly to be made we bind ourselves, our heirs, executors and administrators, successors and assigns, jointly and severally, firmly by these presents.

THE CONDITION OF THIS OBLIGATION IS SUCH,

That if said Contractors shall fail to pay (1) Any of the persons named in Civil Code Section 3181, (2) amounts due under the Unemployment Insurance Code for work or labor performed in connection with said contract by any such claimant, or (3) any amounts required to be deducted, withheld and paid over to the Employment Development Department and to the Franchise Tax Board from wages of the employees of Contractor and his sub-contractors with respect to such work and labor, pursuant to Section 13020 of the Unemployment Insurance Code, then the Surety or Sureties herein will pay for the same in an aggregate amount not exceeding the sum specified in this bond, and also in case suit is brought upon the bond, a reasonable attorney's fee, to be fixed by the court, otherwise the above obligation shall be void.

This bond shall inure to the benefit of any of the persons named in Civil Code Section 3181 so as to give a right of action to such persons or their assigns in any suit brought upon this bond.

This bond is executed and filed to comply with the provisions of the act of Legislature of the State of California as designated in Civil Code, Sections 3247 - 3252 inclusive, and all amendments thereto.

IN WITNESS WHEREOF, We have hereunto set our hands and seals on this 30TH day of MAY, 2023.

EXBON DEVELOPMENT, INC.

Hee Yang, Vice President Contractor

GREAT AMERICAN INSURANCE COMPANY SURETY COMPANY

By KEVIN VEGA, ATTORNEY-in-FACT

GREAT AMERICAN INSURANCE COMPANY®

Administrative Office: 301 E 4TH STREET • CINCINNATI, OHIO 45202 • 513-369-5000 • FAX 513-723-2740

The number of persons authorized by
this power of attorney is not more than FOUR

No. 0 20974

POWER OF ATTORNEY

KNOW ALL MEN BY THESE PRESENTS: That the GREAT AMERICAN INSURANCE COMPANY, a corporation organized and existing under and by virtue of the laws of the State of Ohio, does hereby nominate, constitute and appoint the person or persons named below, each individually if more than one is named, its true and lawful attorney-in-fact, for it and in its name, place and stead to execute on behalf of the said Company, as surety, any and all bonds, undertakings and contracts of suretyship, or other written obligations in the nature thereof; provided that the liability of the said Company on any such bond, undertaking or contract of suretyship executed under this authority shall not exceed the limit stated below.

Name	Address	Limit of Power
PHILIP E. VEGA	ALL OF	ALL
KEVIN VEGA	COVINA, CALIFORNIA	\$100,000,000
BRITTON CHRISTIANSEN		
MYRNA F. SMITH		

This Power of Attorney revokes all previous powers issued on behalf of the attorney(s)-in-fact named above.

IN WITNESS WHEREOF the GREAT AMERICAN INSURANCE COMPANY has caused these presents to be signed and attested by its appropriate officers and its corporate seal hereunto affixed this 9TH day of FEBRUARY, 2021.

Attest

GREAT AMERICAN INSURANCE COMPANY



Atty L C. B.

Assistant Secretary

Mark V. Vicario

Divisional Senior Vice President

MARK VICARIO (877-377-2405)

STATE OF OHIO, COUNTY OF HAMILTON - ss:

On this 9TH day of FEBRUARY, 2021, before me personally appeared MARK VICARIO, to me known, being duly sworn, deposes and says that he resides in Cincinnati, Ohio, that he is a Divisional Senior Vice President of the Bond Division of Great American Insurance Company, the Company described in and which executed the above instrument; that he knows the seal of the said Company; that the seal affixed to the said instrument is such corporate seal; that it was so affixed by authority of his office under the By-Laws of said Company, and that he signed his name thereto by like authority.



SUSAN A. KOHORST
Notary Public
State of Ohio
My Comm. Expires
May 18, 2025

Susan A. Kohorst

This Power of Attorney is granted by authority of the following resolutions adopted by the Board of Directors of Great American Insurance Company by unanimous written consent dated June 9, 2008.

RESOLVED: That the Divisional President, the several Divisional Senior Vice Presidents, Divisional Vice Presidents and Divisional Assistant Vice Presidents, or any one of them, be and hereby is authorized, from time to time, to appoint one or more Attorneys-in-Fact to execute on behalf of the Company, as surety, any and all bonds, undertakings and contracts of suretyship, or other written obligations in the nature thereof; to prescribe their respective duties and the respective limits of their authority; and to revoke any such appointment at any time.

RESOLVED FURTHER: That the Company seal and the signature of any of the aforesaid officers and any Secretary or Assistant Secretary of the Company may be affixed by facsimile to any power of attorney or certificate of either given for the execution of any bond, undertaking, contract of suretyship, or other written obligation in the nature thereof, such signature and seal when so used being hereby adopted by the Company as the original signature of such officer and the original seal of the Company, to be valid and binding upon the Company with the same force and effect as though manually affixed.

CERTIFICATION

I, STEPHEN C. BERAHA, Assistant Secretary of Great American Insurance Company, do hereby certify that the foregoing Power of Attorney and the Resolutions of the Board of Directors of June 9, 2008 have not been revoked and are now in full force and effect.

Signed and sealed this 30th day of May

2023



Atty L C. B.

Assistant Secretary

CALIFORNIA ALL-PURPOSE ACKNOWLEDGMENT**CIVIL CODE § 1189**

A notary public or other officer completing this certificate verifies only the identity of the individual who signed the document to which this certificate is attached, and not the truthfulness, accuracy, or validity of that document.


State of California)
County of LOS ANGELES)

On 05/30/2023 before me, PHILIP VEGA, NOTARY PUBLIC,
Date Here Insert Name and Title of the Officer
personally appeared KEVIN VEGA, ATTORNEY-in-FACT
Name(s) of Signer(s)

who proved to me on the basis of satisfactory evidence to be the person(s) whose name(s) is/are subscribed to the within instrument and acknowledged to me that he/~~she/they~~ executed the same in his/~~her/their~~ authorized capacity(ies), and that by his/~~her/their~~ signature(s) on the instrument the person(s), or the entity upon behalf of which the person(s) acted, executed the instrument.

I certify under PENALTY OF PERJURY under the laws of the State of California that the foregoing paragraph is true and correct.

WITNESS my hand and official seal.



Signature _____
Signature of Notary Public

Place Notary Seal Above

OPTIONAL

Though this section is optional, completing this information can deter alteration of the document or fraudulent reattachment of this form to an unintended document.

Description of Attached Document

Title or Type of Document: _____ Document Date: _____
Number of Pages: _____ Signer(s) Other Than Named Above: _____

Capacity(ies) Claimed by Signer(s)

Signer's Name: _____
☐ Corporate Officer — Title(s): _____
☐ Partner — ☐ Limited ☐ General
☐ Individual ☐ Attorney in Fact
☐ Trustee ☐ Guardian or Conservator
☐ Other: _____
Signer Is Representing: _____

Signer's Name: _____
☐ Corporate Officer — Title(s): _____
☐ Partner — ☐ Limited ☐ General
☐ Individual ☐ Attorney in Fact
☐ Trustee ☐ Guardian or Conservator
☐ Other: _____
Signer Is Representing: _____

CALIFORNIA ALL-PURPOSE ACKNOWLEDGMENT**CIVIL CODE § 1189**

A notary public or other officer completing this certificate verifies only the identity of the individual who signed the document to which this certificate is attached, and not the truthfulness, accuracy, or validity of that document.


State of California)

County of Orange)On 6/1/2023 before me, Suji Ham, Notary Public,
Date Here Insert Name and Title of the Officerpersonally appeared Hee Bum Yang
Name(s) of Signer(s)

who proved to me on the basis of satisfactory evidence to be the person(s) whose name(s) is/are subscribed to the within instrument and acknowledged to me that he/she/they executed the same in his/her/their authorized capacity(ies), and that by his/her/their signature(s) on the instrument the person(s), or the entity upon behalf of which the person(s) acted, executed the instrument.

I certify under PENALTY OF PERJURY under the laws of the State of California that the foregoing paragraph is true and correct.

WITNESS my hand and official seal.

Signature [Signature]
Signature of Notary Public

Place Notary Seal Above

OPTIONAL

Though this section is optional, completing this information can deter alteration of the document or fraudulent reattachment of this form to an unintended document.

Description of Attached Document

Title or Type of Document: _____

Document Date: _____ Number of Pages: _____

Signer(s) Other Than Named Above: _____

Capacity(ies) Claimed by Signer(s)

Signer's Name: _____

☐ Corporate Officer — Title(s): _____☐ Partner — ☐ Limited ☐ General☐ Individual ☐ Attorney in Fact☐ Trustee ☐ Guardian or Conservator☐ Other: _____

Signer Is Representing: _____

Signer's Name: _____

☐ Corporate Officer — Title(s): _____☐ Partner — ☐ Limited ☐ General☐ Individual ☐ Attorney in Fact☐ Trustee ☐ Guardian or Conservator☐ Other: _____

Signer Is Representing: _____

Bond No. 5073217

Document A312™ – 2010

Conforms with The American Institute of Architects AIA Document 312

Performance Bond

CONTRACTOR:

(Name, legal status and address)

EXBON DEVELOPMENT, INC.
13831 NEWHOPE STREET
GARDEN GROVE, CA 92843

SURETY:

(Name, legal status and principal place of business)

GREAT AMERICAN INSURANCE COMPANY
750 THE CITY DRIVE SOUTH #470
ORANGE, CA 92868

Mailing Address for Notices

This document has important legal consequences. Consultation with an attorney is encouraged with respect to its completion or modification.

Any singular reference to Contractor, Surety, Owner or other party shall be considered plural where applicable.

OWNER:

(Name, legal status and address)

COUNTY OF FRESNO
2220 TULARE ST., 6th FLOOR
FRESNO, CA 93721

CONSTRUCTION CONTRACT

Date: MAY 23RD, 2023

Amount: \$ 3,000,000.00

Description: GENERAL ENGINEERING JOC 22-26-J
(Name and location)

BOND

Date: MAY 30TH, 2023

(Not earlier than Construction Contract Date)

Amount: \$ 3,000,000.00

Modifications to this Bond: ☒ None ☐ See Section 16

CONTRACTOR AS PRINCIPAL

Company: (Corporate Seal)

EXBON DEVELOPMENT, INC.

Signature:

Name
and Title:

Hee Yang, Vice President

SURETY

Company: (Corporate Seal)

GREAT AMERICAN INSURANCE COMPANY

Signature:

Name

and Title: KEVIN VEGA
Attorney-in-Fact

(Any additional signatures appear on the last page of this Performance Bond.)

(FOR INFORMATION ONLY — Name, address and telephone)

AGENT or BROKER:

C&D BONDING & INSURANCE SERVICES
534 E. BADILLO ST.
COVINA, CA 91723

OWNER'S REPRESENTATIVE:

(Architect, Engineer or other party:)

§ 1 The Contractor and Surety, jointly and severally, bind themselves, their heirs, executors, administrators, successors and assigns to the Owner for the performance of the Construction Contract, which is incorporated herein by reference.

§ 2 If the Contractor performs the Construction Contract, the Surety and the Contractor shall have no obligation under this Bond, except when applicable to participate in a conference as provided in Section 3.

§ 3 If there is no Owner Default under the Construction Contract, the Surety's obligation under this Bond shall arise after

- .1 the Owner first provides notice to the Contractor and the Surety that the Owner is considering declaring a Contractor Default. Such notice shall indicate whether the Owner is requesting a conference among the Owner, Contractor and Surety to discuss the Contractor's performance. If the Owner does not request a conference, the Surety may, within five (5) business days after receipt of the Owner's notice, request such a conference. If the Surety timely requests a conference, the Owner shall attend. Unless the Owner agrees otherwise, any conference requested under this Section 3.1 shall be held within ten (10) business days of the Surety's receipt of the Owner's notice. If the Owner, the Contractor and the Surety agree, the Contractor shall be allowed a reasonable time to perform the Construction Contract, but such an agreement shall not waive the Owner's right, if any, subsequently to declare a Contractor Default;
- .2 the Owner declares a Contractor Default, terminates the Construction Contract and notifies the Surety; and
- .3 the Owner has agreed to pay the Balance of the Contract Price in accordance with the terms of the Construction Contract to the Surety or to a contractor selected to perform the Construction Contract.

§ 4 Failure on the part of the Owner to comply with the notice requirement in Section 3.1 shall not constitute a failure to comply with a condition precedent to the Surety's obligations, or release the Surety from its obligations, except to the extent the Surety demonstrates actual prejudice.

§ 5 When the Owner has satisfied the conditions of Section 3, the Surety shall promptly and at the Surety's expense take one of the following actions:

§ 5.1 Arrange for the Contractor, with the consent of the Owner, to perform and complete the Construction Contract;

§ 5.2 Undertake to perform and complete the Construction Contract itself, through its agents or independent contractors;

§ 5.3 Obtain bids or negotiated proposals from qualified contractors acceptable to the Owner for a contract for performance and completion of the Construction Contract, arrange for a contract to be prepared for execution by the Owner and a contractor selected with the Owner's concurrence, to be secured with performance and payment bonds executed by a qualified surety equivalent to the bonds issued on the Construction Contract, and pay to the Owner the amount of damages as described in Section 7 in excess of the Balance of the Contract Price incurred by the Owner as a result of the Contractor Default; or

§ 5.4 Waive its right to perform and complete, arrange for completion, or obtain a new contractor and with reasonable promptness under the circumstances:

- .1 After investigation, determine the amount for which it may be liable to the Owner and, as soon as practicable after the amount is determined, make payment to the Owner; or
- .2 Deny liability in whole or in part and notify the Owner, citing the reasons for denial.

§ 6 If the Surety does not proceed as provided in Section 5 with reasonable promptness, the Surety shall be deemed to be in default on this Bond seven days after receipt of an additional written notice from the Owner to the Surety demanding that the Surety perform its obligations under this Bond, and the Owner shall be entitled to enforce any remedy available to the Owner. If the Surety proceeds as provided in Section 5.4, and the Owner refuses the payment or the Surety has denied liability, in whole or in part, without further notice the Owner shall be entitled to enforce any remedy available to the Owner.

§ 7 If the Surety elects to act under Section 5.1, 5.2 or 5.3, then the responsibilities of the Surety to the Owner shall not be greater than those of the Contractor under the Construction Contract, and the responsibilities of the Owner to the Surety shall not be greater than those of the Owner under the Construction Contract. Subject to the commitment by the Owner to pay the Balance of the Contract Price, the Surety is obligated, without duplication, for

- .1 the responsibilities of the Contractor for correction of defective work and completion of the Construction Contract;
- .2 additional legal, design professional and delay costs resulting from the Contractor's Default, and resulting from the actions or failure to act of the Surety under Section 5; and
- .3 liquidated damages, or if no liquidated damages are specified in the Construction Contract, actual damages caused by delayed performance or non-performance of the Contractor.

§ 8 If the Surety elects to act under Section 5.1, 5.3 or 5.4, the Surety's liability is limited to the amount of this Bond.

§ 9 The Surety shall not be liable to the Owner or others for obligations of the Contractor that are unrelated to the Construction Contract, and the Balance of the Contract Price shall not be reduced or set off on account of any such unrelated obligations. No right of action shall accrue on this Bond to any person or entity other than the Owner or its heirs, executors, administrators, successors and assigns.

§ 10 The Surety hereby waives notice of any change, including changes of time, to the Construction Contract or to related subcontracts, purchase orders and other obligations.

§ 11 Any proceeding, legal or equitable, under this Bond may be instituted in any court of competent jurisdiction in the location in which the work or part of the work is located and shall be instituted within two years after a declaration of Contractor Default or within two years after the Contractor ceased working or within two years after the Surety refuses or fails to perform its obligations under this Bond, whichever occurs first. If the provisions of this Paragraph are void or prohibited by law, the minimum period of limitation available to sureties as a defense in the jurisdiction of the suit shall be applicable.

§ 12 Notice to the Surety, the Owner or the Contractor shall be mailed or delivered to the address shown on the page on which their signature appears.

§ 13 When this Bond has been furnished to comply with a statutory or other legal requirement in the location where the construction was to be performed, any provision in this Bond conflicting with said statutory or legal requirement shall be deemed deleted herefrom and provisions conforming to such statutory or other legal requirement shall be deemed incorporated herein. When so furnished, the intent is that this Bond shall be construed as a statutory bond and not as a common law bond.

§ 14 Definitions

§ 14.1 **Balance of the Contract Price.** The total amount payable by the Owner to the Contractor under the Construction Contract after all proper adjustments have been made, including allowance to the Contractor of any amounts received or to be received by the Owner in settlement of insurance or other claims for damages to which the Contractor is entitled, reduced by all valid and proper payments made to or on behalf of the Contractor under the Construction Contract.

§ 14.2 **Construction Contract.** The agreement between the Owner and Contractor identified on the cover page, including all Contract Documents and changes made to the agreement and the Contract Documents.

§ 14.3 **Contractor Default.** Failure of the Contractor, which has not been remedied or waived, to perform or otherwise to comply with a material term of the Construction Contract.

§ 14.4 **Owner Default.** Failure of the Owner, which has not been remedied or waived, to pay the Contractor as required under the Construction Contract or to perform and complete or comply with the other material terms of the Construction Contract.

§ 14.5 **Contract Documents.** All the documents that comprise the agreement between the Owner and Contractor.

§ 15 If this Bond is issued for an agreement between a Contractor and subcontractor, the term Contractor in this Bond shall be deemed to be Subcontractor and the term Owner shall be deemed to be Contractor.

§ 16 Modifications to this bond are as follows:

(Space is provided below for additional signatures of added parties, other than those appearing on the cover page.)

CONTRACTOR AS PRINCIPAL

Company: _____
(Corporate Seal)

SURETY

Company: _____
(Corporate Seal)

Signature: _____
Name and Title: _____
Address _____

Signature: _____
Name and Title: _____
Address _____

GREAT AMERICAN INSURANCE COMPANY®

Administrative Office: 301 E 4TH STREET • CINCINNATI, OHIO 45202 • 513-369-5000 • FAX 513-723-2740

The number of persons authorized by
this power of attorney is not more than **FOUR**

No. 0 20974

POWER OF ATTORNEY

KNOW ALL MEN BY THESE PRESENTS: That the GREAT AMERICAN INSURANCE COMPANY, a corporation organized and existing under and by virtue of the laws of the State of Ohio, does hereby nominate, constitute and appoint the person or persons named below, each individually if more than one is named, its true and lawful attorney-in-fact, for it and in its name, place and stead to execute on behalf of the said Company, as surety, any and all bonds, undertakings and contracts of suretyship, or other written obligations in the nature thereof; provided that the liability of the said Company on any such bond, undertaking or contract of suretyship executed under this authority shall not exceed the limit stated below.

Name	Address	Limit of Power
PHILIP E. VEGA	ALL OF	ALL
KEVIN VEGA	COVINA, CALIFORNIA	\$100,000,000
BRITTON CHRISTIANSEN		
MYRNA F. SMITH		

This Power of Attorney revokes all previous powers issued on behalf of the attorney(s)-in-fact named above.

IN WITNESS WHEREOF the GREAT AMERICAN INSURANCE COMPANY has caused these presents to be signed and attested by its appropriate officers and its corporate seal hereunto affixed this 9TH day of FEBRUARY, 2021.



My L C. B.

Assistant Secretary

GREAT AMERICAN INSURANCE COMPANY

Mark V. Vicario

Divisional Senior Vice President

STATE OF OHIO, COUNTY OF HAMILTON - ss:

MARK VICARIO (877-377-2405)

On this 9TH day of FEBRUARY, 2021, before me personally appeared MARK VICARIO, to me known, being duly sworn, deposes and says that he resides in Cincinnati, Ohio, that he is a Divisional Senior Vice President of the Bond Division of Great American Insurance Company, the Company described in and which executed the above instrument; that he knows the seal of the said Company; that the seal affixed to the said instrument is such corporate seal; that it was so affixed by authority of his office under the By-Laws of said Company, and that he signed his name thereto by like authority.



SUSAN A KOHORST
Notary Public
State of Ohio
My Comm. Expires
May 18, 2025

Susan A Kohorst

This Power of Attorney is granted by authority of the following resolutions adopted by the Board of Directors of Great American Insurance Company by unanimous written consent dated June 9, 2008.

RESOLVED: That the Divisional President, the several Divisional Senior Vice Presidents, Divisional Vice Presidents and Divisional Assistant Vice Presidents, or any one of them, be and hereby is authorized, from time to time, to appoint one or more Attorneys-in-Fact to execute on behalf of the Company, as surety, any and all bonds, undertakings and contracts of suretyship, or other written obligations in the nature thereof; to prescribe their respective duties and the respective limits of their authority; and to revoke any such appointment at any time.

RESOLVED FURTHER: That the Company seal and the signature of any of the aforesaid officers and any Secretary or Assistant Secretary of the Company may be affixed by facsimile to any power of attorney or certificate of either given for the execution of any bond, undertaking, contract of suretyship, or other written obligation in the nature thereof, such signature and seal when so used being hereby adopted by the Company as the original signature of such officer and the original seal of the Company, to be valid and binding upon the Company with the same force and effect as though manually affixed.

CERTIFICATION

I, STEPHEN C. BERAHA, Assistant Secretary of Great American Insurance Company, do hereby certify that the foregoing Power of Attorney and the Resolutions of the Board of Directors of June 9, 2008 have not been revoked and are now in full force and effect.

Signed and sealed this 30th day of May, 2023



My L C. B.

Assistant Secretary

CALIFORNIA ALL-PURPOSE ACKNOWLEDGMENT**CIVIL CODE § 1189**

A notary public or other officer completing this certificate verifies only the identity of the individual who signed the document to which this certificate is attached, and not the truthfulness, accuracy, or validity of that document.

State of California)

County of LOS ANGELES)On 05/30/2023 before me, PHILIP VEGA, NOTARY PUBLIC

Date

Here Insert Name and Title of the Officer


personally appeared KEVIN VEGA, ATTORNEY-in-FACT

Name(s) of Signer(s)

who proved to me on the basis of satisfactory evidence to be the person(s) whose name(s) is/are subscribed to the within instrument and acknowledged to me that he/she/they executed the same in his/her/their authorized capacity(ies), and that by his/her/their signature(s) on the instrument the person(s), or the entity upon behalf of which the person(s) acted, executed the instrument.

I certify under PENALTY OF PERJURY under the laws of the State of California that the foregoing paragraph is true and correct.

WITNESS my hand and official seal.



Signature _____

Signature of Notary Public

Place Notary Seal Above

OPTIONAL

Though this section is optional, completing this information can deter alteration of the document or fraudulent reattachment of this form to an unintended document.

Description of Attached Document

Title or Type of Document: _____ Document Date: _____

Number of Pages: _____ Signer(s) Other Than Named Above: _____

Capacity(ies) Claimed by Signer(s)

Signer's Name: _____

☐ Corporate Officer — Title(s): _____☐ Partner — ☐ Limited ☐ General☐ Individual ☐ Attorney in Fact☐ Trustee ☐ Guardian or Conservator☐ Other: _____

Signer Is Representing: _____

Signer's Name: _____

☐ Corporate Officer — Title(s): _____☐ Partner — ☐ Limited ☐ General☐ Individual ☐ Attorney in Fact☐ Trustee ☐ Guardian or Conservator☐ Other: _____

Signer Is Representing: _____


CALIFORNIA ALL-PURPOSE ACKNOWLEDGMENT**CIVIL CODE § 1189**

A notary public or other officer completing this certificate verifies only the identity of the individual who signed the document to which this certificate is attached, and not the truthfulness, accuracy, or validity of that document.

State of California)

County of Orange)On 6/1/2023 before me, Suji Ham, Notary Public,
Date Here Insert Name and Title of the Officerpersonally appeared Hee Bum Yang
Name(s) of Signer(s)

who proved to me on the basis of satisfactory evidence to be the person(s) whose name(s) is/are subscribed to the within instrument and acknowledged to me that he/she/they executed the same in his/her/their authorized capacity(ies), and that by his/her/their signature(s) on the instrument the person(s), or the entity upon behalf of which the person(s) acted, executed the instrument.



I certify under PENALTY OF PERJURY under the laws of the State of California that the foregoing paragraph is true and correct.

WITNESS my hand and official seal.

Signature [Signature]
Signature of Notary Public

Place Notary Seal Above

OPTIONAL

Though this section is optional, completing this information can deter alteration of the document or fraudulent reattachment of this form to an unintended document.

Description of Attached Document

Title or Type of Document: _____

Document Date: _____ Number of Pages: _____

Signer(s) Other Than Named Above: _____

Capacity(ies) Claimed by Signer(s)

Signer's Name: _____

☐ Corporate Officer — Title(s): _____☐ Partner — ☐ Limited ☐ General☐ Individual ☐ Attorney in Fact☐ Trustee ☐ Guardian or Conservator☐ Other: _____

Signer Is Representing: _____

Signer's Name: _____

☐ Corporate Officer — Title(s): _____☐ Partner — ☐ Limited ☐ General☐ Individual ☐ Attorney in Fact☐ Trustee ☐ Guardian or Conservator☐ Other: _____

Signer Is Representing: _____