

Status of Women in Fresno County

Fresno County Commission on the Status of Women

Fresno County Commission on the Status of Women Members

- Commissioner District 1- Kamaljit Kaur Gill
- Commissioner District 2- Kacey Auston-Tibbetts
- Commissioner District 3- Jennifer Pan
- Commissioner District 4- Kathleen S. Omachi
- Commissioner District 5- Pamela Freeman Fobbs
- Commissioner At Large- Simran Kaur
- Commissioner At Large- Gail Gaston
- Community College Student Commissioner- vacant
- 4 Year College Student Commissioner- vacant

In 2019...

- Volunteered with Non-Profits
 - **Make Her Mark**
 - Provided photography and videography
 - **Women United**
 - **Organized their leadership program and facilitated events featuring female speakers in leadership roles**

In 2019...

- Worked with Political Organizations
 - **National Women's Political Caucus**
 - Engaged and provided information and leadership for the commission
 - **63rd Convening of the United Nations on the status of Women in New York**
 - Participated in discussions of women's financial empowerment and food security

In 2019...

- Engaged in community improvement measures
 - Coat Drive for County District 3
 - Collected 68 coats
 - Hosted outreach reception at the Elbow Room
 - Invited women from a variety of organizations
 - Encouraged attendees to voice what they believed should be prioritized on issues affecting women in Fresno County

Real Cost Measure for Fresno County Families in 2019

- The Real Cost Measure is the cost of housing, food, healthcare, transportation, and other basic needs for a family in Fresno County
- Estimated Fresno County Households below the Federal Poverty level is 16%
- Estimated Fresno County Households below Real Cost Measure is 42 %
 - Of that 42%... 53% have obtained at least a high school diploma

Real Cost Measure Dashboard



United Ways of California

Year 2017

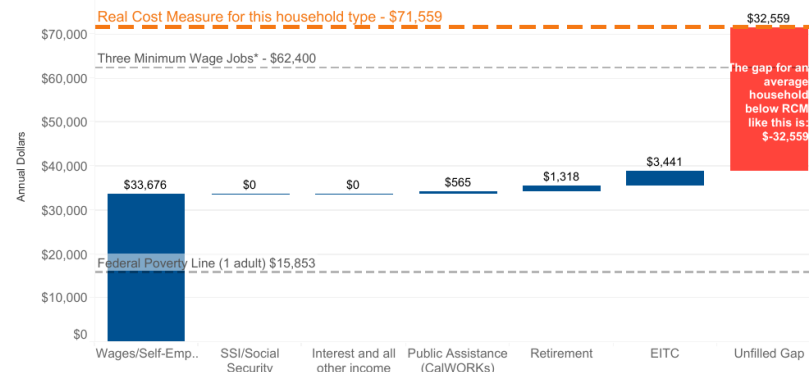
County Fresno

Percent of Households below RCM	General Findings	
42%	# Estimated Households in California	234,637
	# Estimated Households Paying 30% or More on Housing	84,661
	Median Adjusted Household Income	\$58,649

Select a household type to see how their income compares to a real cost budget:

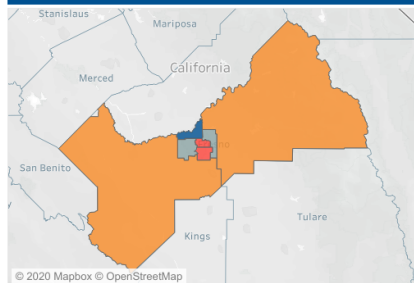
Two adults, one preschooler, one school-age child

Income for Households Below RCM** - Two adults, one preschooler, one school-age child

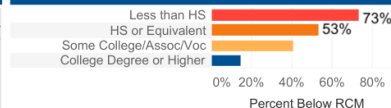


*based on \$10.50 per hour, 40 hours per week, 50 weeks per year. Please note some of the line items from this household budget may not perfectly add up mathematically due rounding estimates. **Not all household types exist in all counties below RCM.

Neighborhood Clusters



Struggling by Education Level



Struggling by Race-Ethnicity

