

# Child Abuse Prevention Services

Department of Social Services  
Delfino Neira, Director

# Overview

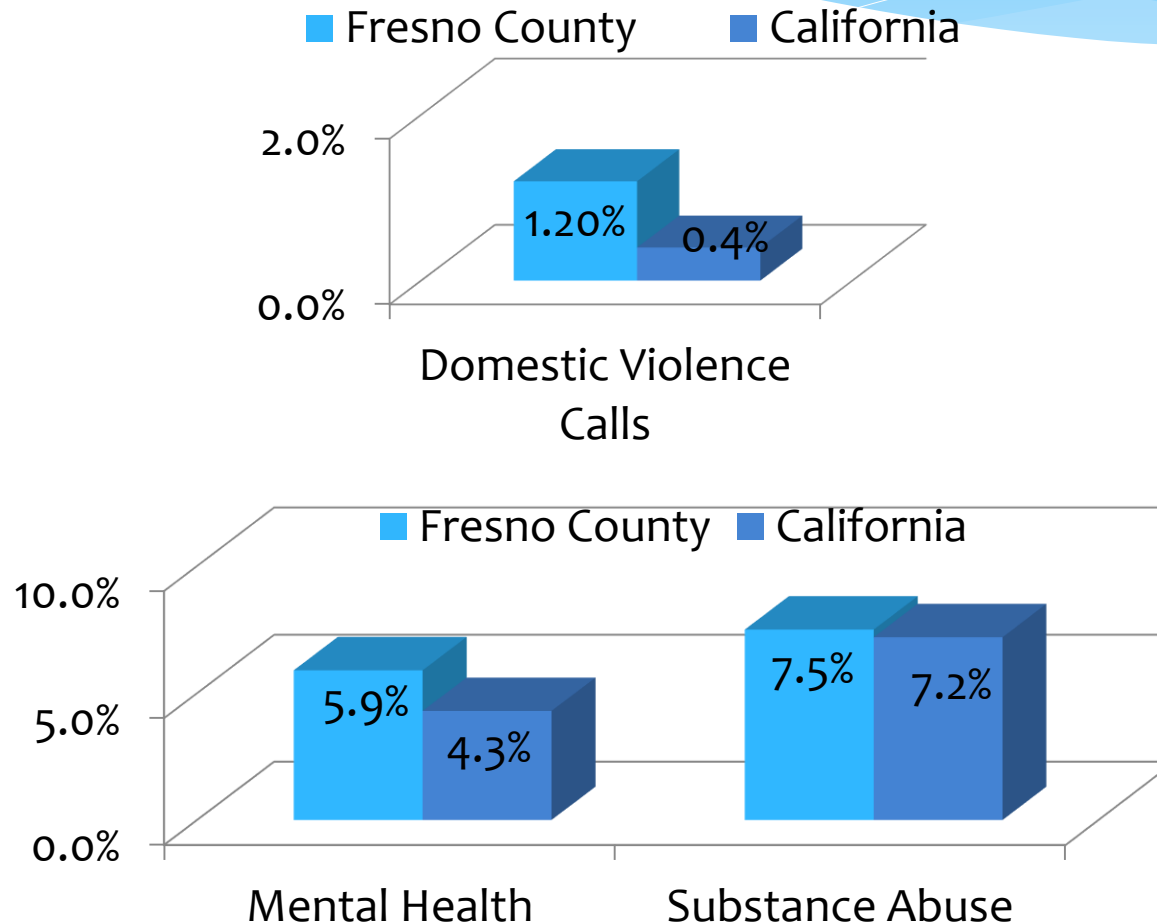
- \* The Impact of Child Abuse and Neglect
- \* Strategies for Increasing Family Stability and Preventing Abuse/Neglect
- \* Implementation Plan

# Characteristics of Abuse/Neglect

- \* Poverty is the number one contributing factor to child abuse/neglect
  - \* Children in families with income less than \$15,000 are **22** times more likely to be abused or neglected
  - \* Fresno Poverty Rate 25.9% (less than \$24,000/yr for a family of 4)
  - \* Huron Poverty Rate 47.4% (poorest city in Ca.)
  - \* Fresno Poverty Rate for children is 39.3% compared to the State rate of 23.3%
- \* Other Primary Adverse Experiences:
  - \* Substance Abuse
  - \* Mental Health
  - \* Domestic Violence

# Fresno County Domestic Violence , Mental Health and Substance Abuse Prevalence Rates

Source: California Department of Justice, U.S. Census Bureau & California Mental Health and Substance Abuse Needs Assessment



# Impacts of Abuse and Neglect

- \* Physical Health Consequences

- \* Broken bones
- \* Malnutrition
- \* Cognitive development issues

- \* Psychological Consequences

- \* Post Traumatic Stress Disorder
- \* Attachment issues

- \* Behavioral Consequences

- \* Truancy
- \* Violence

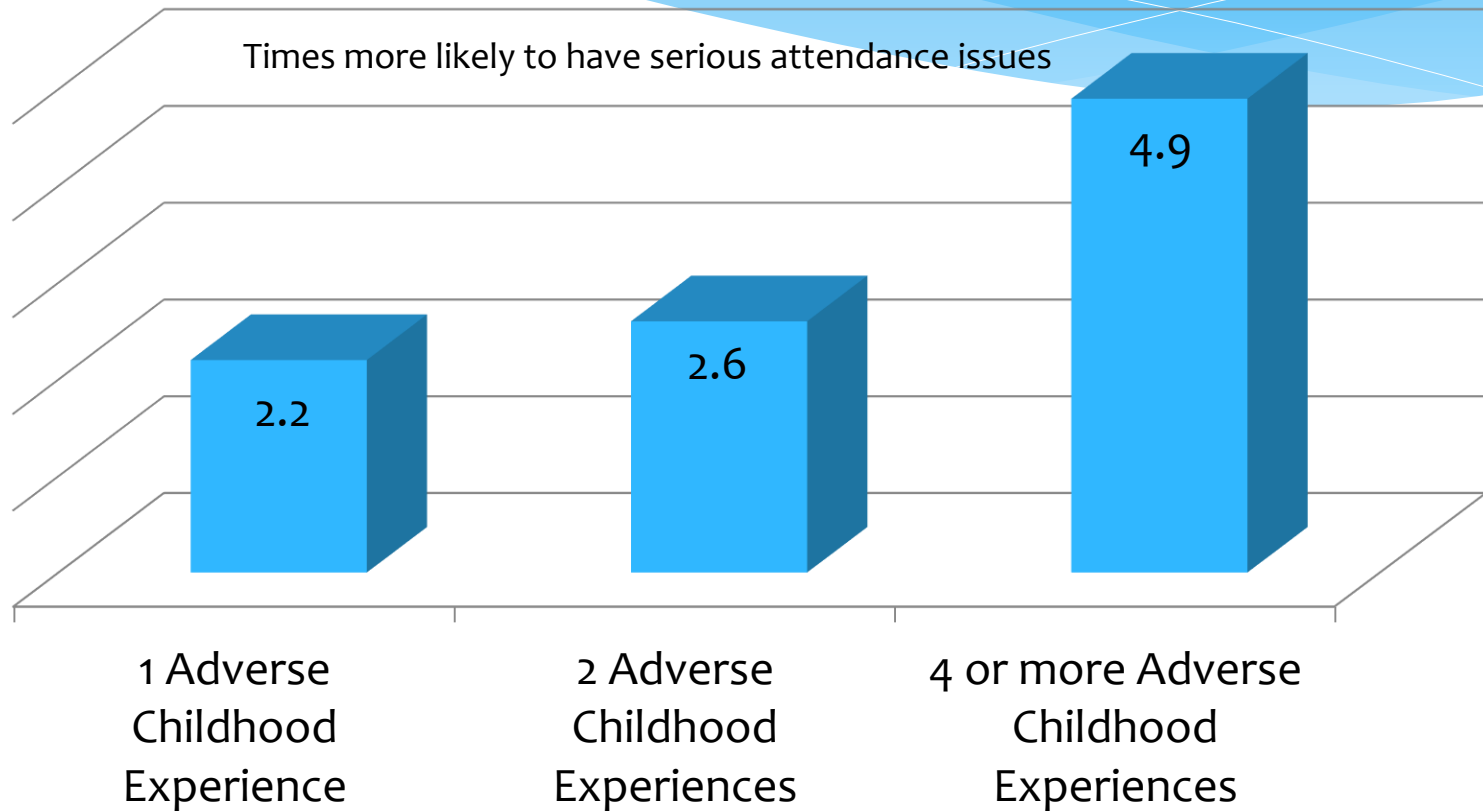
- \* Societal Consequences

- \* Low graduation rate
- \* Increased involvement with the justice system
- \* Difficulty maintaining employment

# Adverse Childhood Experiences (ACE's)

- \* Children exposed to adverse childhood experiences (ACE) are more likely to have poor educational outcomes. These experiences include:
  - \* Substance abuse in the home
  - \* Parental Separation or divorce
  - \* Mental illness in the home
  - \* Witnessing domestic violence
  - \* Suicidal household member
  - \* Death of a parent or another loved one
  - \* Parental incarceration
  - \* Experience abuse or neglect

# Effects of Adverse Childhood Experiences on School Attendance



Source: The National Survey for Children's Health 2011/2012

# Child Abuse/Neglect Effects on Children's Education

- \* Abused children are;
  - \* more at risk of exhibiting **cognitive delays, lower IQ scores language difficulties and academic abilities.**
  - \* more likely to be **retained a grade, have irregular attendance,** and be placed in **special education** classes.
  - \* are at increased risk of educational underachievement, including **lower verbal and math scores.**
  - \* more likely than their peers to exhibit **poor social skills and classroom behavior problems.**

Source: [www.childwelfare.gov/pubpdfs/long\\_term\\_consequences.pdf](http://www.childwelfare.gov/pubpdfs/long_term_consequences.pdf)

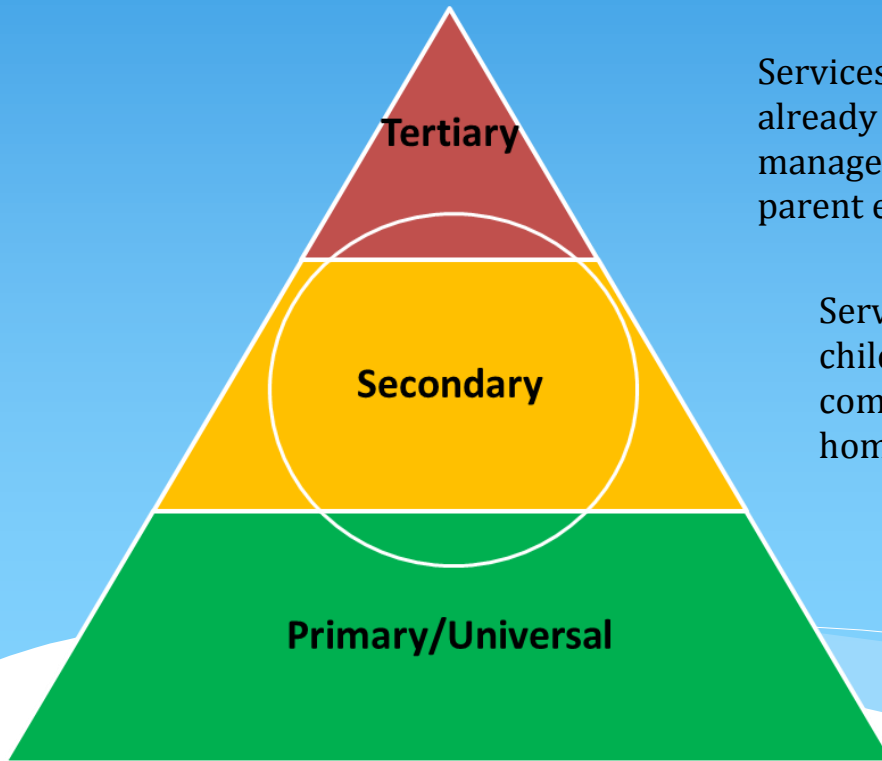


# Department of Social Services

## Child Welfare Services

- \* Goal is to promote the well-being of children by ensuring safety, achieving permanency, and strengthening families to care for their children successfully.
  - \* Referrals on families suspected of child abuse/neglect
    - \* 13,844 during 2015
  - \* Referrals which required in-person Social Worker investigation
    - \* 8,336 during 2015
  - \* Referrals in 2015 that did not rise to the level of intervention
    - \* 7,164
  - \* Children in Foster Care (July 2016)
    - \* 1,902

# Child Abuse Prevention & Intervention Continuum



Services directed to families where abuse has already occurred (mental health services, anger management classes, substance abuse treatment parent education and parent support groups)

Services directed to families with risk factors for child abuse (parent education, linkage to community resources, youth development, home visiting programs)

Services directed at General Public (Public Service Announcements, public awareness campaigns, flyers and informational efforts)

# Strategies for Increasing Family Stability and Preventing Abuse and Neglect

- ❖ Implementation of Differential Response (DR)
- ❖ Creation of broad network of Neighborhood Resource Centers (NRC)

# Differential Response

Differential Response (DR) allows Child Welfare agencies to respond to more reports of child abuse or neglect to better meet individual family needs.

- \* Target Population:

- \* Family that did not reach the threshold for traditional CWS involvement

- \* Services include:

- \* Home Based/Case Management
  - \* Intense short term services for at-risk families
  - \* Links to DSS & community resources
  - \* Assist with Immediate needs

# Neighborhood Resource Centers

- \* NRCs - community hubs that provide access to a broad range of services that support family functioning and promote connections. May include:
  - \* Parenting
  - \* Youth Development
  - \* Resource and Referral
  - \* Fatherhood Programs
  - \* Peer to Peer Supports
  - \* Tutoring & Education Support
  - \* Family Literacy Programs
- \* CWS Referral, other referral source or walk-in
- \* School-based or community-based

# Implementation Plan

## \* Potential Locations

- \* Neighborhood Resource Centers (7 sites)

- \* Fresno (93702/03)

Fresno (93706/22)

\* Selma

# Coalinga

## \* Huron

# Kerman

\* **Sanger**

## \* Differential Response (4 sites)

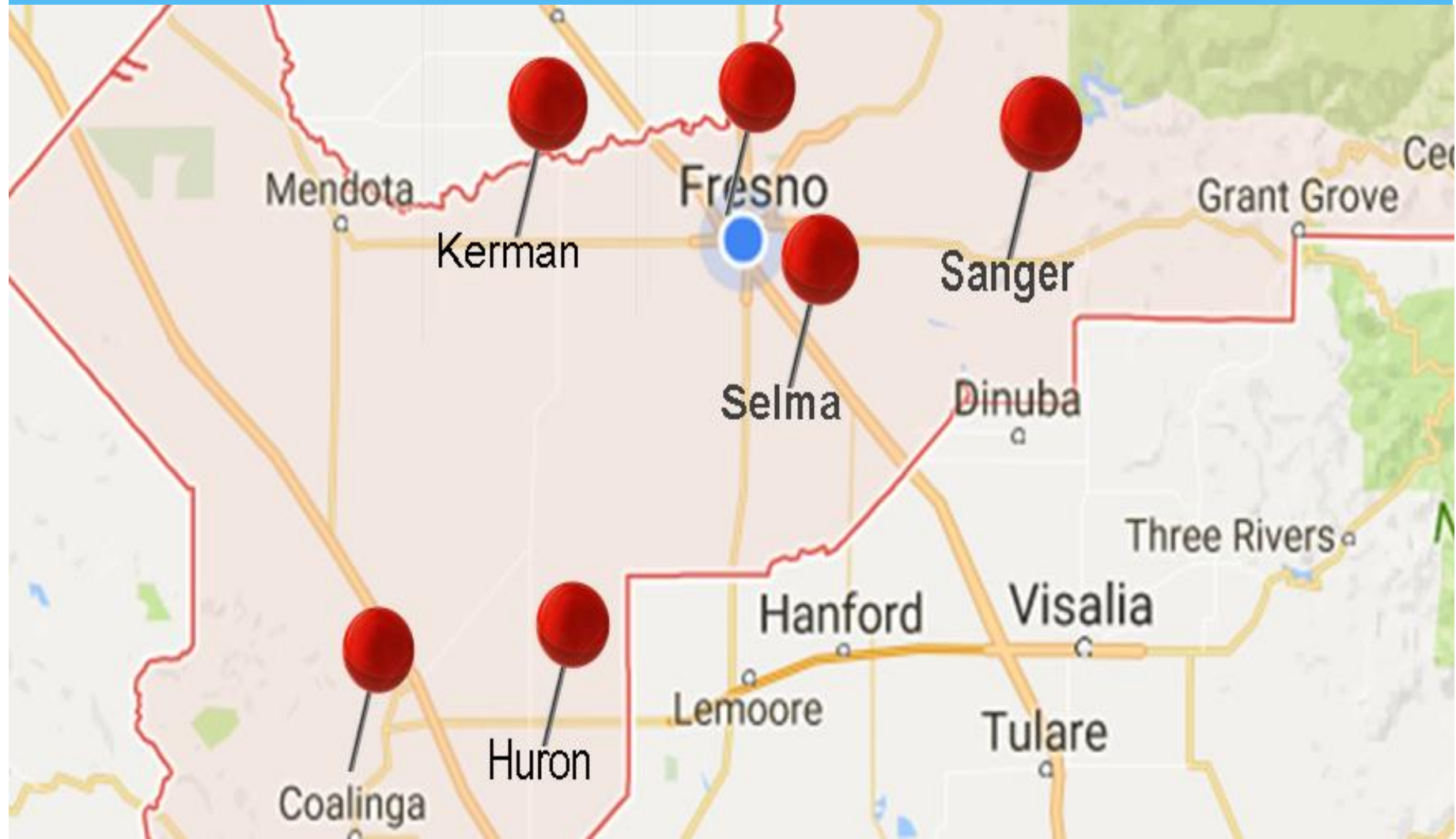
- \* Fresno (93702/03)

Fresno (93706/22)

\* Selma

# Coalinga

# Potential Locations



# Community Partnership/Investment

Coming together is a beginning;  
keeping together is progress;  
working together is success.

-Henry Ford