

THE NUTRITION EDUCATION AND OBESITY PREVENTION PROGRAM

Awarded By

THE CALIFORNIA DEPARTMENT OF PUBLIC HEALTH, hereinafter “Department”

TO

County of Fresno, hereinafter “Grantee”

**Implementing the project, “Supplemental Nutrition Assistance Program - Education,”
hereinafter “Project”**

GRANT AGREEMENT NUMBER 16-10139

The Department awards this Grant and the Grantee accepts and agrees to use the Grant funds as follows:

AUTHORITY: The Department has authority to grant funds for the Project under Health and Safety Code, Section 131085(a)(b).

PURPOSE: The Department shall provide a grant to and for the benefit of the Grantee; the purpose of the Grant is to provide SNAP-Ed allowable nutrition education and obesity prevention activities and interventions for low-income Californians. The focus of SNAP-Ed is health promotion to help the SNAP-Ed target audience establish healthy eating habits and a physically active lifestyle and for primary prevention of diseases to help the target audience who have risk factors for nutrition related chronic diseases, such as obesity, prevent and postpone the onset of disease by establishing healthier eating habits and being more physically active. The CDPH authority for these contracts is vested in the Federal-Healthy Hunger-Free Kids Act of 2010 (Public Law 111-296), Section 241, enacted on December 10, 2010, which established the Nutrition Education and Obesity Prevention Grant Program for eligible low-income individuals.

GRANT AMOUNT: The maximum amount payable under this Grant shall not exceed Five Million Nine Hundred Ninety-Nine Thousand Forty-Three dollars \$5,999,043.

TERM OF GRANT: The term of the Grant shall begin on October 1, 2016, or upon approval of this grant, and terminates on September 30, 2019. No funds may be requested or invoiced for work performed or costs incurred after September 30, 2019.

PROJECT REPRESENTATIVES. The Project Representatives during the term of this Grant will be:

Department: California Department of Public Health, Nutrition Education and Obesity Prevention Branch	Grantee: County of Fresno
Beth Sloane, Project Officer	Ernest Buddy Mendes, Chairman, Board of Supervisors
Address: 1616 Capitol Avenue Sacramento, CA 95814	Address: 2281 Tulare St. #300 Fresno, CA 93721
Phone: 916-445-8116	Phone: 559-600-3000
Fax: Not Applicable	Fax: Not Applicable
E-mail: beth.sloane@cdph.ca.gov	E-mail: yday@co.fresno.ca.us

Direct all inquiries to:

Department: California Department of Public Health, Nutrition Education and Obesity Prevention Branch	Grantee: County of Fresno
Attention: Kimmy Casjens, Grant Manager	Attention: Rosemarie Amaral
Address: 1616 Capitol Avenue Sacramento, CA 95814	Address: 2281 Tulare St. #300 Fresno, CA 93721
Phone: 916-449-5456	Phone: 559-600-6445
Fax: Not Applicable	Fax: Not Applicable
E-mail: kimmy.casjens@cdph.ca.gov	E-mail: ramaral@co.fresno.ca.us

Either party may change its Project Representative upon written notice to the other party.

STANDARD PROVISIONS. The following exhibits are attached and made a part of this Grant by this reference:

Exhibit A	GRANT APPLICATION The Grant Application provides the description of the project and associated cost.
Exhibit B	BUDGET DETAIL AND PAYMENT PROVISIONS
Exhibit C	STANDARD GRANT CONDITIONS
Exhibit D	REQUEST FOR APPLICATION* Including all the requirements and Attachments contained therein *Incorporated by reference and located: http://www.cdph.ca.gov/programs/NEOPB/Pages/SNAP-EdFundingApplicationGuidanceFFY2017-2019.aspx
Exhibit E	ADDITIONAL PROVISIONS
Exhibit F	FEDERAL TERMS AND CONDITIONS

GRANTEE REPRESENTATIONS: The Grantee(s) accept all terms, provisions, and conditions of this grant, including those stated in the Exhibits incorporated by reference above. The Grantee(s) shall fulfill all assurances and commitments made in the application, declarations, other accompanying documents, and written communications (e.g., e-mail, correspondence) filed in support of the request for grant funding. The Grantee(s) shall comply with and require its contractors and subcontractors to comply with all applicable laws, policies, and regulations.

IN WITNESS THEREOF, the parties have executed this Grant on the dates set forth below.

Executed By:

Date: September 27, 2016

Ernest Buddy Mendes
Ernest Buddy Mendes, Chairman, Board of
Supervisors
County of Fresno
2281 Tulare St. #300 Fresno, CA 93721

Date: 9/29/16

Yolanda
Angela Salas, Chief
Contracts and Purchasing Services Section
California Department of Public Health
1616 Capitol Avenue, Sacramento, CA 95814

ATTEST:

BERNICE E. SEIDEL, Clerk
Board of Supervisors

By Bernice E. Seidel
Deputy

CCC-307

ATTEST:

BERNICE E. SEIDEL, Clerk
Board of Supervisors

By [Signature] Deputy

CERTIFICATION

I, the official named below, CERTIFY UNDER PENALTY OF PERJURY that I am duly authorized to legally bind the prospective Contractor to the clause(s) listed below. This certification is made under the laws of the State of California.

Contractor/Bidder Firm Name (Printed) <u>County of Fresno</u>		Federal ID Number <u>94-6000512</u>
By (Authorized Signature) <u>[Signature]</u>		
Printed Name and Title of Person Signing <u>Ernest Buddy Mendes, Chairman Board of Supervisors</u>		
Date Executed <u>September 27, 2010</u>	Executed in the County of <u>Fresno</u>	

CONTRACTOR CERTIFICATION CLAUSES

1. STATEMENT OF COMPLIANCE: Contractor has, unless exempted, complied with the nondiscrimination program requirements. (Gov. Code §12990 (a-f) and CCR, Title 2, Section 8103) (Not applicable to public entities.)

2. DRUG-FREE WORKPLACE REQUIREMENTS: Contractor will comply with the requirements of the Drug-Free Workplace Act of 1990 and will provide a drug-free workplace by taking the following actions:

- a. Publish a statement notifying employees that unlawful manufacture, distribution, dispensation, possession or use of a controlled substance is prohibited and specifying actions to be taken against employees for violations.
- b. Establish a Drug-Free Awareness Program to inform employees about:
 - 1) the dangers of drug abuse in the workplace;
 - 2) the person's or organization's policy of maintaining a drug-free workplace;
 - 3) any available counseling, rehabilitation and employee assistance programs; and
 - 4) penalties that may be imposed upon employees for drug abuse violations.
- c. Every employee who works on the proposed Agreement will:
 - 1) receive a copy of the company's drug-free workplace policy statement; and
 - 2) agree to abide by the terms of the company's statement as a condition of employment on the Agreement.

Failure to comply with these requirements may result in suspension of payments under the Agreement or termination of the Agreement or both and Contractor may be ineligible for award of any future State agreements if the department determines that any of the following has occurred: the Contractor has made false certification, or violated the

certification by failing to carry out the requirements as noted above. (Gov. Code §8350 et seq.)

3. NATIONAL LABOR RELATIONS BOARD CERTIFICATION: Contractor certifies that no more than one (1) final unappealable finding of contempt of court by a Federal court has been issued against Contractor within the immediately preceding two-year period because of Contractor's failure to comply with an order of a Federal court, which orders Contractor to comply with an order of the National Labor Relations Board. (Pub. Contract Code §10296) (Not applicable to public entities.)

4. CONTRACTS FOR LEGAL SERVICES \$50,000 OR MORE- PRO BONO REQUIREMENT: Contractor hereby certifies that contractor will comply with the requirements of Section 6072 of the Business and Professions Code, effective January 1, 2003.

Contractor agrees to make a good faith effort to provide a minimum number of hours of pro bono legal services during each year of the contract equal to the lesser of 30 multiplied by the number of full time attorneys in the firm's offices in the State, with the number of hours prorated on an actual day basis for any contract period of less than a full year or 10% of its contract with the State.

Failure to make a good faith effort may be cause for non-renewal of a state contract for legal services, and may be taken into account when determining the award of future contracts with the State for legal services.

5. EXPATRIATE CORPORATIONS: Contractor hereby declares that it is not an expatriate corporation or subsidiary of an expatriate corporation within the meaning of Public Contract Code Section 10286 and 10286.1, and is eligible to contract with the State of California.

6. SWEATFREE CODE OF CONDUCT:

a. All Contractors contracting for the procurement or laundering of apparel, garments or corresponding accessories, or the procurement of equipment, materials, or supplies, other than procurement related to a public works contract, declare under penalty of perjury that no apparel, garments or corresponding accessories, equipment, materials, or supplies furnished to the state pursuant to the contract have been laundered or produced in whole or in part by sweatshop labor, forced labor, convict labor, indentured labor under penal sanction, abusive forms of child labor or exploitation of children in sweatshop labor, or with the benefit of sweatshop labor, forced labor, convict labor, indentured labor under penal sanction, abusive forms of child labor or exploitation of children in sweatshop labor. The contractor further declares under penalty of perjury that they adhere to the Sweatfree Code of Conduct as set forth on the California Department of Industrial Relations website located at www.dir.ca.gov, and Public Contract Code Section 6108.

b. The contractor agrees to cooperate fully in providing reasonable access to the contractor's records, documents, agents or employees, or premises if reasonably required by authorized officials of the contracting agency, the Department of Industrial Relations,

or the Department of Justice to determine the contractor's compliance with the requirements under paragraph (a).

7. DOMESTIC PARTNERS: For contracts over \$100,000 executed or amended after January 1, 2007, the contractor certifies that contractor is in compliance with Public Contract Code section 10295.3.

DOING BUSINESS WITH THE STATE OF CALIFORNIA

The following laws apply to persons or entities doing business with the State of California.

1. CONFLICT OF INTEREST: Contractor needs to be aware of the following provisions regarding current or former state employees. If Contractor has any questions on the status of any person rendering services or involved with the Agreement, the awarding agency must be contacted immediately for clarification.

Current State Employees (Pub. Contract Code §10410):

- 1). No officer or employee shall engage in any employment, activity or enterprise from which the officer or employee receives compensation or has a financial interest and which is sponsored or funded by any state agency, unless the employment, activity or enterprise is required as a condition of regular state employment.
- 2). No officer or employee shall contract on his or her own behalf as an independent contractor with any state agency to provide goods or services.

Former State Employees (Pub. Contract Code §10411):

- 1). For the two-year period from the date he or she left state employment, no former state officer or employee may enter into a contract in which he or she engaged in any of the negotiations, transactions, planning, arrangements or any part of the decision-making process relevant to the contract while employed in any capacity by any state agency.
- 2). For the twelve-month period from the date he or she left state employment, no former state officer or employee may enter into a contract with any state agency if he or she was employed by that state agency in a policy-making position in the same general subject area as the proposed contract within the 12-month period prior to his or her leaving state service.

If Contractor violates any provisions of above paragraphs, such action by Contractor shall render this Agreement void. (Pub. Contract Code §10420)

Members of boards and commissions are exempt from this section if they do not receive payment other than payment of each meeting of the board or commission, payment for preparatory time and payment for per diem. (Pub. Contract Code §10430 (e))

2. LABOR CODE/WORKERS' COMPENSATION: Contractor needs to be aware of the provisions which require every employer to be insured against liability for Worker's Compensation or to undertake self-insurance in accordance with the provisions, and Contractor affirms to comply with such provisions before commencing the performance of the work of this Agreement. (Labor Code Section 3700)

3. AMERICANS WITH DISABILITIES ACT: Contractor assures the State that it complies with the Americans with Disabilities Act (ADA) of 1990, which prohibits discrimination on the basis of disability, as well as all applicable regulations and guidelines issued pursuant to the ADA. (42 U.S.C. 12101 et seq.)

4. CONTRACTOR NAME CHANGE: An amendment is required to change the Contractor's name as listed on this Agreement. Upon receipt of legal documentation of the name change the State will process the amendment. Payment of invoices presented with a new name cannot be paid prior to approval of said amendment.

5. CORPORATE QUALIFICATIONS TO DO BUSINESS IN CALIFORNIA:

a. When agreements are to be performed in the state by corporations, the contracting agencies will be verifying that the contractor is currently qualified to do business in California in order to ensure that all obligations due to the state are fulfilled.

b. "Doing business" is defined in R&TC Section 23101 as actively engaging in any transaction for the purpose of financial or pecuniary gain or profit. Although there are some statutory exceptions to taxation, rarely will a corporate contractor performing within the state not be subject to the franchise tax.

c. Both domestic and foreign corporations (those incorporated outside of California) must be in good standing in order to be qualified to do business in California. Agencies will determine whether a corporation is in good standing by calling the Office of the Secretary of State.

6. RESOLUTION: A county, city, district, or other local public body must provide the State with a copy of a resolution, order, motion, or ordinance of the local governing body which by law has authority to enter into an agreement, authorizing execution of the agreement.

7. AIR OR WATER POLLUTION VIOLATION: Under the State laws, the Contractor shall not be: (1) in violation of any order or resolution not subject to review promulgated by the State Air Resources Board or an air pollution control district; (2) subject to cease and desist order not subject to review issued pursuant to Section 13301 of the Water Code for violation of waste discharge requirements or discharge prohibitions; or (3) finally determined to be in violation of provisions of federal law relating to air or water pollution.

8. PAYEE DATA RECORD FORM STD. 204: This form must be completed by all contractors that are not another state agency or other governmental entity.

DATE OF SUBMISSION	April 1, 2016
ORGANIZATION NAME	County of Fresno
AGREEMENT NUMBER	16-10139

Plan Submission Contact Name: Rosemarie Amaral	Phone Number: 559-600-6445
E-mail Address: ramara1@co.fresno.ca.us	

The following documents must be completed and submitted with this Application Checklist (Form 1). Email completed application by April 1, 2016 to NEOPBfiscalrequest@cdph.ca.gov. FFY 17 Budget, and FFY 17-19 IWP and Targeting Summary are to be completed within the California Department of Social Service's SNAP-Ed SharePoint Site.

APPLICATION CONTENTS:

Application due March 11, 2016

Please Check

Plan Submission Checklist	<input checked="" type="checkbox"/>
Contract <u>Grantee</u> Information Form (CIF <u>GIF</u>)	<input checked="" type="checkbox"/>
Three Year Integrated Work Plan and Targeting Summary	<input type="checkbox"/>
Budget Workbooks for FFY 17, FFY 18, FFY 19	<input type="checkbox"/>
Letter of Agreement (if applicable)	<input type="checkbox"/>
Request for Non-NEOPB Sponsored Travel (if applicable)	<input type="checkbox"/>

PORTFOLIOS: (Please check the box for each Portfolio chosen.)

Please Check

LIVE	<input checked="" type="checkbox"/>
LEARN (Ages 0-5)	<input type="checkbox"/>
LEARN (Ages 6-17)	<input checked="" type="checkbox"/>
SHOP	<input checked="" type="checkbox"/>
WORK	<input checked="" type="checkbox"/>

Please include a brief summary indicating which Portfolio(s) were used to guide the development of your activities, why these Portfolio(s) were chosen and any additional information used in your selection process: The Fresno County LHD selected Live, Learn (Ages 6-17), Shop, and Work Portfolios. Information used for selecting the Portfolios and developing the Integrated Work Plan includes prior successful SNAP-Ed work, Key Informant Surveys, and the SNAP-Ed County Profiles prepared by CDPH which

includes county-level data from a variety of sources such as American Communities Survey (ACS) five-year estimates, Department of Social Services CalFresh Annual Trends data, the California Health Interview Survey, Communities of Excellence in Nutrition, Physical Activity, and Obesity Prevention (CX3), Vital Records Business Intelligence System, Cal-EnviroScreen 2.0, Environmental Systems Research Institute, and USDA's Food Security website.

To confirm the selected Portfolios, LHD staff conducted a Key Informant Interview with community partners within each of the six targeted communities during the month of February 2016. The purpose of the survey was to assess current Champions for Change focused interventions, identify needed Champions for Change intervention work to best impact the target communities and determine if there were any priorities (portfolios) missing from the local priorities identified during the local community forums in FFY 14 and FFY 15. LHD staff conducted 41 key informant surveys with both established as well as new community partners. Overall, the responses demonstrated that our intervention work from selected Portfolios is on target. Community Partners continue to identify community engagement (Live), school wellness (Learn), healthy retail (shop), and worksite wellness (work) as important aspects when addressing access to healthy foods, beverages and access to physical activity opportunities. Community safety continues to be a community concern. LHD has connected residents with resources for technical assistance, however, resources are limited and residents are lacking tools to solve this significant barrier to physical activity. Also, partners believe there would be a benefit to hosting community forums every third year for Champions for Change to adapt and address the emerging and changing needs of the communities. A few new priorities were identified in the interviews. For example, West Fresno community partners mentioned public transportation challenges and Parlier community partners mentioned prediabetes. These challenges are addressed through the selected Portfolios and proposed PSE interventions and activities in the work plan.

Organization	This is the information that will appear on your grant agreement cover.	
	Federal Tax ID #	94-6000512 Grant # 16-10139
	Name	County of Fresno
	Mailing Address	P.O. Box 11867, Fresno, CA 93775
	Street Address (If Different)	1221 Fulton Mall, Fresno CA 93721
	County	Fresno
	Phone	(559) 600-6449 Fax (559) 600-7689
Website	fcdph.org	
Grant Signatory	The Grant Signatory has authority to sign the grant agreement cover.	
	Name	Ernest Buddy Mendes
	Title	Chairman, Board of Supervisors
	If address(es) are the same as the organization above, just check this box and go to Phone <input type="checkbox"/>	
	Mailing Address	2281 Tulare St. #300 Fresno, CA 93721
	Street Address (If Different)	
	Phone	(559) 600-3000 Fax
Email	vday@co.fresno.ca.us	
Project Director	The Project Director is responsible for all of the day-to-day activities of project implementation and for seeing that all grant requirements are met. This person will be in contact with NEOPB staff, will receive all programmatic, budgetary, and accounting mail for the project and will be responsible for the proper dissemination of program information.	
	Name	Rosemarie Amaral
	Title	Project Director
	If address(es) are the same as the organization above, just check this box and go to Phone <input checked="" type="checkbox"/>	
	Mailing Address	
	Street Address (If Different)	
	Phone	(559) 600-6445 Fax (559) 600-7689
Email	ramaral@co.fresno.ca.us	

Payment Receiver	All payments are sent to the attention of this person at the designated address.	
	Name	County of Fresno, Department of Public Health Attn: Business Office
	Title	
	<i>If address(es) are the same as the organization above, just check this box and go to Phone</i> <input checked="" type="checkbox"/>	
	Mailing Address	
	Street Address (If Different)	
	Phone	(559) 600-3200 Fax
	Email	
Fiscal Reporter	The Fiscal Reporter prepares invoices, maintains fiscal documentation and serves as the primary contact for all related questions.	
	Name	Michael Chu
	Title	Accountant
	<i>If address(es) are the same as the organization above, just check this box and go to Phone</i> <input checked="" type="checkbox"/>	
	Mailing Address	
	Street Address (If Different)	
	Phone	(559) 600-6426 Fax
	Email	mchu@co.fresno.ca.us
Fiscal Signatory	The Fiscal Signatory has signature authority for invoices and all fiscal documentation reports.	
	Name	Evelyn Reimer
	Title	Business Manager
	<i>If address(es) are the same as the organization above, just check this box and go to Phone</i> <input checked="" type="checkbox"/>	
	Mailing Address	
	Street Address (If Different)	
	Phone	(559) 600-6438 Fax
	Email	ereimer@co.fresno.ca.us
Districts	List the all numbers that your organization is under.	
		Number
	Assembly	23, 31
	Senate	8, 12, 14
	Congressional	4, 21, 22

County Name: Fresno County

SECTION A: OVERVIEW

1. SNAP-Ed Implementing Agency (counterpart local agency) Names

	California Department of Social Services: CDSS: (County Welfare Departments: CWD)
x	University of California: UC CalFresh UCCE: University of California Cooperative Extension of Fresno County (UCCE)
x	California Department of Public Health: CDPH: Fresno County Department of Public Health
	California Department of Aging: CDA: (Area Agency on Aging: AAA)
	Catholic Charities of California: CCC: (Catholic Charities of California: CCC)

2. State Level Goals and Objectives

Overall State Level Goal and Focus

The California SNAP-Ed goal is to improve the likelihood that persons eligible for SNAP-Ed will make healthy food and physical activity choices within a limited budget consistent with the current *Dietary Guidelines for Americans* and *Physical Activity Guidelines for Americans*.

California SNAP-Ed focuses on preventing nutrition and activity-related chronic diseases and improving food security among persons eligible for SNAP-Ed by:

- Providing information and education to promote food resource management, healthy eating, and a physically active lifestyle, and
- Creating supportive food and activity environments in collaboration with community partners in order to make healthy choices easier where people eat, live, learn, work, play, and shop.

Behavioral Outcomes

Goal 1: Increase Consumption of Healthy Foods and Beverages and Decrease Consumption of Unhealthy Foods and Beverages

- **Objective 1a:** Annually improve the dietary quality of meals and snacks consumed by the SNAP-Ed eligible population consistent with the current *Dietary Guidelines for Americans*.

- **Objective 1b:** Annually increase consumption of fruits and vegetables among the SNAP-Ed eligible population.
- **Objective 1c:** Annually decrease consumption of added sugar from food and beverages among the SNAP-Ed eligible population.

Goal 2: Increase Physical Activity

- **Objective 2:** Annually increase physical activity among the SNAP-Ed eligible population consistent with the current *Physical Activity Guidelines for Americans*.

Goal 3: Improve Food Resource Management

- **Objective 3a:** Annually improve resource management behaviors^[1] among the SNAP-Ed eligible population.
- **Objective 3b:** Annually increase food security^[2] among the SNAP-Ed eligible population.

Physical & Social Environment Outcomes

Goal 4: Increase access to and/or appeal^[3] of healthy dietary choices and decrease access to and/or appeal of unhealthy dietary choices where people eat, live, learn, work, play, or shop.

- **Objective 4a:** Annually improve^[4] food environments at SNAP-Ed eligible sites.
- **Objective 4b:** Annually improve the proportion of healthy to unhealthy food environments in SNAP-Ed eligible communities.

Goal 5: Increase access to and/or appeal^[3] of physical activity opportunities for SNAP-Ed eligible populations.

- **Objective 5a:** Annually improve^[4] environments and opportunities for physical activity at SNAP-Ed eligible sites.
- **Objective 5b:** Annually increase physical activity opportunities and improved environments community-wide in SNAP-Ed eligible communities.

¹ Behaviors, such as reading labels, shopping with a list and comparing prices to maximize use of limited resources to support a healthy diet.

² Defined as not running out of food at the end of the month.

³ Defined as availability, affordability, appropriateness to priority population, variety, quality, and marketing strategies such as placement, point of decision prompts, healthy defaults, and promotion.

⁴ Defined as a combination of introducing healthy changes at new sites and deepening or maintaining changes at existing sites.

3. Jurisdiction Description

Fresno County is the sixth largest county in California. One of the fastest growing and most diverse populations in California, the County's population has grown at a rate nearly twice that of California. In 2014, its estimated population was 965,974; with more than half living in a single metropolitan area and the rest of the county's population located within rural cities and in unincorporated areas. According to the SNAP-Ed Fresno County Profile 2015, there are 98 SNAP-Ed eligible census tracts out of a total of 199 in Fresno County. The LHD currently provides services in the 13 following targeted specific census tracts: Lowell (06019000600), West Fresno (06019000901, 06019000902) Reedley, (06019006604, 06019006603) Parlier (06019008501, 06019008502), Kerman (06019004002, 06019003900, 06019004001) and Sanger (06019006202, 06019006201, 06019006100). University of California Cooperative Extension (UCCE) - UC CalFresh currently provides services primarily in Fresno Unified, Coalinga Huron Unified, Firebaugh Unified, and Central Unified Schools but also provides services to adults throughout Fresno County.

The 2015 SNAP-Ed County Profiles indicated that population distribution was 64.4% Hispanic, 17.3% White (non-Hispanic), 9.9% Asian, 6.0% African American, 0.5% American Indian/Alaska Native, and 0.1% Native Hawaiian and other Pacific Islander. The US Census Bureau estimates that in 2014, 44% of the County population speaks a primary language other than English at home. Local Hispanic culture is varied, originating from Mexico and Central and South America. The County is home to the second largest U.S. Hmong population with approximately 32,000 Hmong in residence. Smaller numbers of Cambodians, Vietnamese and Laotians also reside in the County. As a result, LHD has established relationships with Hmong serving agencies in FFY 14 and continues to provide nutrition and physical education services upon requests and continually explores opportunities to develop champions within the six targeted communities. LHD has one Hmong bilingual staff person taking lead on these efforts.

The 2010-2014 median household income was estimated at \$45,201 compared to \$61,489 statewide. According to the SNAP-Ed Fresno County Profiles 2015 provided by California Department of Public Health, 26.0% of the County's population lives below the poverty line and the food insecurity rate is 16.6% overall and 30.7% for children. Although the County's population living below the poverty line has increased from 2014 (24.8%), the overall and children food insecurity rate has decreased from 2014 (20.8% and 33.7% respectively). This data may suggest that the Fresno County SNAP-Ed local policy systems and environmental (PSE) change efforts to increase access to healthier foods are having a positive impact. Additionally, there were 229,388 CalFresh participants and 142,894 students eligible for Free/Reduced Price Meals, a slight increase from 2014, in Fresno County. Furthermore, 283 schools out of 348 schools in Fresno County are considered SNAP-Ed eligible schools. Lastly, according to the 2014 Fresno Hunger Report, out of the 192,180 households surveyed in the Fresno-Clovis Metropolitan area, approximately 64,000 adults indicated food insecure one or more months out of the year.

Even though Fresno County is referred to as the Bread Basket of the World, a majority of the targeted communities were either at or near United States Department of Agriculture (USDA) designated food deserts, areas where a substantial number of residents has low access to a supermarket or large grocery store. Limited access to grocery stores results in fewer choices to quality food and restricts purchase of fresh fruits and vegetables. While some of the

targeted communities lack farmers markets or large grocery stores, there were no shortages of fast food outlets. According to the SNAP-Ed Fresno County Profiles 2014, 68.8% of SNAP-Ed adults and 82.9% of SNAP Children/Teens, ages 2 -7 years of age, consumed fast food 1 or more times in the last week. Furthermore, the SNAP-Ed Fresno County Profile 2015 indicates that 69.4% of SNAP-Ed adults consumed fast food 1 or more times in the last week. With few healthy food options, families often depend on fast foods or corner stores to feed their children, a diet that is rich in calories but results in little nutritional benefit. Consequently, obesity rates and chronic diseases are often higher in areas with high poverty and low access to quality food.

4. Community Assessment

Information used for developing this Work Plan comes in part from the SNAP-Ed County Profiles prepared by CDPH which includes county-level data from a variety of sources such as American Communities Survey (ACS) five-year estimates, Department of Social Services CalFresh Annual Trends data, the California Health Interview Survey, Communities of Excellence in Nutrition, Physical Activity, and Obesity Prevention (CX3), Vital Records Business Intelligence System , and USDA's Food Security website.

Initially, selection of the six low income communities targeted for services by LHD in Fresno County was aided by Communities of Excellence in Nutrition, Physical Activity, and Obesity Prevention (CX3) assessments conducted in 2012, data on Years of Potential Life Loss (YPLL), USDA designated food desert data, and leading causes of death. In 2009, the Fresno County Department of Public Health developed an analysis of YPLL by community clusters. The data collected by zip codes on Years of Potential Life Lost per 1000 people under the age of 65. The YPLL data is used because it measures how young people die, and it allows the LHD to compare across communities, i.e. zip code clusters. Eight zip code clusters were identified based upon population aggregates of 10,000 or more and death counts of at least 100 were used for the years 1997-2005. Initial findings revealed: 1) county YPLL compared to the state is 28.7 years and 23.1 years respectively; and 2) five clusters 93728, 93706 (West Fresno), 93701 (Lowell), 93721, 93640 (Firebaugh/Mendota), representing four urban and one rural area had a YPLL that was one standard deviation higher than the county overall. Additionally, in Fresno County, twelve food deserts have been identified by the USDA Economic Research Service. Food desert designations are defined as urban neighborhoods and rural towns without ready access to fresh, healthy, and affordable food. Fresno County food deserts have been identified by census tracts with eight of the twelve deserts located in urban areas. The West Fresno area has the highest percentage of low-income people with low-access at 52.7%, accounting for about 1,973 people.

The 2012 CX3 was conducted in the six targeted low income communities. LHD staff conducted focus groups and shared the findings with area residents and community partners. Ideas for future actions were promoted to the residents and shared with community partners. Area residents and community partners showed interest in working with LHD to implement favorable Policy, Systems and Environment (PSE) changes, including working with local retailers to improve their food store quality scores, especially those located near public schools.

In 2013, as LHD and UC CalFresh began working on coordination of locations and activities, it was determined that there was overlap and challenges in the LHD targeted communities of Firebaugh and Hamilton because of UC CalFresh established locations. LHD and UC CalFresh held a meeting to strategize and come to an agreement about the two communities. UC CalFresh was providing direct nutrition education for a five-year study in Firebaugh as part of a large community obesity prevention project. As to not skew the research results, LHD was asked to not provide nutrition education in the community as well. To avoid duplication of service and skewing results, LHD activities was redirected from Firebaugh to Kerman, (06019004002, 06019003900) which also meets criteria. Hamilton was also dropped in favor of Sanger (06019006202, 06019006201) since the main access point in the small Hamilton community is the elementary school and UC CalFresh has an established relationship at the approved school location. Besides meeting criteria, Sanger is bigger, has more access points and proved ready for involvement in interventions. These communities were also identified based the same resources mentioned above. To establish a baseline, LHD Evaluator, Sarah Samuels Center for Public Health Research and Evaluation (Samuels Center) conducted CX3 in Kerman and Sanger in FFY 14. The data has informed programming and support community wide CNAP efforts of all partners.

According to the results of the 2012 LHD Communities of Excellence in Nutrition, Physical Activity, and Obesity Prevention (CX3), a majority of the targeted communities have no fruits and vegetable markets. In Lowell neighborhood, just north of downtown Fresno and proposed project site location, only 14% of the local stores met the standard for having safe and easy access and 72% of the food sources in Lowell only had food that were high in fat and sugar. The ratio of unhealthy food sources in Parlier was 91%, with 0% of the local stores meeting standards for safe and easy access. Results in other neighborhoods were equally striking: in Reedley – 63% unhealthy food sources and 0% meeting standards; in West Fresno – 73% unhealthy food sources and 0% meeting standards; in Hamilton – 75% unhealthy food sources and only 17% meeting standards; and in Firebaugh – 100% unhealthy food sources and 0% meeting standards.

In 2014, two additional neighborhoods were surveyed using the CX3 tools and analyses: Kerman (06019004001) and Sanger (06019006100), two towns outside of the city of Fresno, to slightly increase the LHD geographic focus. In Kerman, 95% of food sources were identified as high fat/sugar, or unhealthy sources, but 32% of all stores met standards for healthy options offered and accessibility. In Sanger, 90% of food sources fell in the same unhealthy category, and 19% of stores met food quality standards.

The Fresno County LHD model of focused intervention in census tract-defined communities has demonstrated early successes. LHD would like to add the following census tracts adjacent to current target census tracts, expanding the target area: West Fresno (06019001000) and Reedley (06019006602). In addition to meeting the minimum SNAP-Ed requirements as an eligible census tract, additional research demonstrates high need for SNAP-Ed intervention in these additional census tracts.

Census tract 10 (06019001000) in West Fresno is defined as severely economically disadvantaged, according to the California Department of Public Health, due to their median household income falling between \$0 - \$39,000, as reported by the American Community Survey 2009 – 2014. When evaluating deaths

associated with preventable causes such as diabetes, heart disease, and chronic lung disease, Census tract 10 was ranked 84% (100% being the most ill) compared to the remainder of the Fresno County, according to Vital Records Business Intelligence System (VRBIS). Census tract 10 ranked in the 94% (100% being the most years lost) for years of potential life lost (set at age 75) compared to the rest of the Fresno County. Census tract 10 was ranked in the 77% (100% being the most pre-term births).

Census tract 66.02 (06019006602) in Fresno County is defined as severely economically disadvantaged, according to the California Department of Public Health, due to their median household income falling between \$0 - \$39,000, as reported by the American Community Survey 2009 – 2014.

With the additional census tracts, LHD will be able to extend current wrap-around education, capacity-building, and PSE efforts to reduce obesity among the SNAP-Ed eligible population in Fresno County. To establish a baseline, LHD will work with the LHD Evaluator to conduct CX3 in the additional census tracts in FFY 2016 and in Year 1 (West Fresno, and Reedley) and Year 3 (Sanger) of the FFY 17-19 Integrated Work Plan.

According to the SNAP-Ed County Profile 2015, Fresno County's percentages of SNAP-Ed overweight and obese adults were 26.1% and 59.4% respectively. This demonstrates a decrease in overweight and an increase in obesity from SNAP-Ed County Profile 2014 (38.8% and 35.1% respectively). The obesity target is still significantly above the Healthy People 2020 target of 30.6%. Additionally, 46.7% of adults consumed 1 or more sugar-sweetened beverages per week and 18% of adults aged 20 and over reporting no leisure-time physical activity. Also, children age 12-17 years of age had rates of overweight and obesity at 14.4% and 13.7% respectively. Only 17.1% children and teens (2-17) were physically active at least 1 hour every day and 37.9% of children 2-11 were physically active at least 1 hour every day. According to the SNAP-Ed County Profile 2014, 58.1% SNAP-Ed children consumed 5 or more servings of fruits and vegetables daily where as 23.2% of teens, ages 12-17, consumed 5 or more servings daily. The UCLA Center for Health Policy Resource 2012-2013 Fresno County Health Profiles for Adults indicated that adults engaged in regular walking "in the past week" was 27.6% and 18.5% of adults consume one or more sodas per day. As reported in the Fresno County Community Health Needs Assessment (2012-2013), physical activity for adults and youth is a concern in Fresno County, and rates of physical activity vary by socioeconomic status. In one lower income school district, 9.6% of 5th graders passed the California assessment for physical fitness, compared to 55% of 5th grader in a higher income school district. The percentage of adults who report engaging in physical activity increases with income bracket (from 35.2% living below FPL to 51% living above 300% FPL). Therefore, it is important to address barriers to participating in physical activity for SNAP-Ed eligible residents of Fresno County.

The 2015 California County Health Status Profiles indicated that Fresno County out-ranked California in most death and disease categories. Fresno County's 2011-2013 age-adjusted death rate from coronary heart disease was 112.9 compared to HP 2020's target at 103.4 per 100,000 population and California's rate of 103.8. Fresno County ranked 44 out of 58 California counties for deaths attributed to heart disease. The 2011-2013 age-adjusted death rate due to stroke was 45.7, higher than the HP2020 target of 34.8 per 100,000 population. In March 2016, the California Center for Public Health Advocacy stated that 49% of adults in Fresno County are estimated to have prediabetes or undiagnosed diabetes and 8% of adults have been diagnosed with diabetes.

Fresno County is designated as a Health Professional Shortage Area in primary care. The CHIS 2012-2013 Health Profile indicated that 24.9% of people had no usual source of care compared to 16.6% of people within California. Fresno County's rate of uninsured was 35.0% compared with California's 26.1%. An estimated 21.7% of residents receive Medi-Cal and other public benefits. Among the many health-related issues the Department addresses across its county jurisdiction, the disproportionate rate of chronic disease among low-income residents is a primary focus area.

In addition to the sources of information indicated above to develop the current FFY 16 Work Plan and proposed FFY 17-19 Work Plan, LHD also utilized results from the 2013 Healthy Stores for a Healthy Community Observation (HSHC) Survey conducted in the summer of 2013. During FFY13, LHD NEOP staff assisted the LHD's Tobacco Prevention Program complete 408 observation surveys at a random sampling of retail sites throughout Fresno County to assess 1) types of tobacco and alcohol products sold; 2) advertising and placement of these products in stores; and 3) availability and promotion of unhealthy and healthy food options including low-or non-fat milk, fresh fruits and vegetables in retail stores that sell tobacco. LHD staff and volunteers were trained using Healthy Stores for a Healthy Community 2013 Surveillance Survey developed by the California Tobacco Control Program and Stanford Prevention Research Center. Surveys were conducted in unincorporated areas and in the communities of Clovis, Coalinga, Firebaugh Fresno, Huron, Kingsburg, Parlier, Reedley, and Selma. Only 115 (28.2%) of the 408 stores surveyed in Fresno County sell fresh vegetables. Additionally 228 of the stores surveyed did not sell fresh fruit. Furthermore, only 113 (27.7%) of the 408 stores surveyed sold non-fat or low-fat (1%) milk. Similarly, 111 (27.2%) of the stores sold whole-wheat bread and 167 (40.9%) sold tortillas (soft corn or whole wheat). As a result of this survey and the CX3 results, local retail intervention PSE strategies were included in the Work Plan to focus on increasing access to and the consumption of fruits and vegetables. It should be noted that in the Spring/Summer of FFY 16, LHD NEOP staff will assist the LHD's Tobacco Prevention Program to reassess the stores from 2013 and conduct the 2016 Healthy Stores for a Healthy Community Observation Survey. LHD NEOP will utilize the results from both CX3 and HSHC surveys and re-evaluate and modify the healthy retail intervention work as appropriate.

Furthermore, LHD staff conducted a Key Informant Interview with Community Partners within each of the six targeted communities during the month of February 2016. The purpose of the survey was to assess current Champions for Change focused interventions, identify needed Champions for Change intervention work to best impact the community and determine if there were any priorities missing from the local priorities identified during the local community forums in FFY 14 and FFY 15. LHD staff conducted 41 key informant surveys with both established as well as new community partners. Overall, the responses demonstrated that our intervention work is on target. Community safety continues to be a community concern. LHD has connected residents with resources for technical assistance, however, resources are limited and residents are lacking tools to solve this significant barrier to physical activity. Also, partners believe there would be a benefit to hosting community forums every third year for Champions for Change to adapt and address the emerging and changing needs of the communities. A few new priorities were identified in the interviews. For example, West Fresno community partners mentioned public transportation challenges and Parlier community partners mentioned prediabetes. These challenges are addressed through the proposed PSE interventions and activities in the work plan.

5. Community Change Goals

Based on community assessment described above, current SNAP-Ed work plan activities, and current participation in Fresno Community Health Improvement Partnership (FCHIP), the following community change goals were identified: increasing access to and consumption of fresh fruits and vegetables; increasing access to and consumption of healthy beverages; increasing physical activity rates for all residents; and increasing school-based wellness strategies and environmental changes within schools.

Increase access to and consumption of fresh fruits and vegetables

- Increased Healthy Retail Options – including healthy corner store options and worksite wellness options
- Improved food resource management strategies and increased food security so SNAP-Ed participants' funds' are available to purchase fruits and vegetables
- More community and school gardens
- Farm To Table such as Community Supported Agriculture (CSA) programs and increasing captured food and donation mechanisms
- Increased transit opportunities in high-need communities

Increase access to and consumption of healthy beverages

- Increased Healthy Retail Options – including healthy corner store options and worksite wellness options
- Increased access to free potable water in schools, worksites and community venues
- Rethink Your Drink education

Increase physical activity rates for all residents

- Increased joint use opportunities in high-need communities
- Increased safe-routes to school, work, parks and community venues to include infrastructure, lighting, traffic calming measures
- Completed sidewalk networks
- Increased signage and pedestrian amenities around schools, senior centers, parks and community centers
- Increased access to free to low-cost physical activity opportunities for all residents
- Improved park amenities such as walking trails, basketball courts with hoops, safe play structures for small children

Increase school-based wellness strategies and environmental changes within schools

- Implementation of School Wellness Policies
- Administrator, teacher, parent and student education
- Joint-use agreements with local community organizations
- Farm To Table opportunities such as school gardens, schools as delivery sites for CSAs
- Smarter Lunchrooms Movement activities relating to school environmental changes
- Increasing access to healthy foods in schools
- Increased access to free potable water throughout the day

Fresno County SNAP-Ed partners recognize that many of these community change goals are multi-year strategies, and require the support of external partners and additional funding streams. Many of our current CNAP non-SNAP-Ed partners have also taken on these larger goals as well and are committed to aligning and collaboration in order to meet these larger community goals; based on agency expertise and SNAP-Ed allowability.

The Fresno County SNAP-Ed partners have identified based on the larger community change goals, the following policy, systems and environmental (PSE) change SMART three-year local objectives for the FFY 17-19 Three-Year SNAP-Ed Integrated Work Plan:

1. By September 30, 2019, recruit, identify and engage at least 160 (70 existing + additional 30 annually) adult and 255 (105 existing +50 annually) youth Champions, through direct and indirect nutrition and physical activity education, and 18 (6 x 3 years) agency champions through collaboration, who will participate and/or lead at least 8 community-driven and built environment PSE strategies in the six LHD targeted communities to increase access to healthy foods and physical activity opportunities.
2. By September 30, 2019, increase access to healthy foods of SNAP-Ed qualifying adults and/or children by making at least 7 food access sustainable environmental changes in LHD six targeted communities.
3. By September 30, 2019, qualify and continue to partner with a total of 15 worksites (12 qualifying worksites and at least 3 qualifying school district worksites) to implement worksite wellness activities utilizing the Get Fit Business Kit and to create at least 2 policy, systems and environmental changes to support the healthy behavior changes of their employees, increase consumption of healthy foods and beverages, reduce consumption of unhealthy foods and beverages, and increase physical activity practices among Fresno County SNAP-Ed eligible population through worksite environmental support in the six targeted communities in Fresno County.
4. By September 30, 2019, at least 61 participating schools, will report successful implementation (put into practice) at least 1 policy system and environmental change that will support nutrition and physical activity education and opportunities to increase knowledge, skills, self-efficacy, and positive attitudes that promote healthy eating and physical activity, increase consumption of healthy foods and beverages, reduce consumption of unhealthy foods and beverages, and increase physical activity practices among Fresno County SNAP-Ed eligible population.

SNAP-Ed partners will work to support local identified SNAP-Ed eligible neighborhoods and schools. The two SNAP-Ed partners will work together on the 4 three-year local objectives listed above; each working with their population reach and area of expertise. The Fresno County SNAP-Ed partners are uniquely positioned to support these larger community change goals with work in nutrition and physical activity education, media and public relations, local champion building, and technical assistance and training support. Much of the larger community change work has required linking and aligning with other non-SNAP-Ed partners and additional funding sources to support capital improvements and policy advocacy. The SNAP-Ed contribution will remain exclusive to SNAP-Ed eligible populations and allowable activities. Direct education is the foundation of SNAP-Ed and the local SNAP-Ed partners will provide nutrition and physical activity education. To the extent possible, nutrition education will be paired with approved curricula designed to build the capacity of local agencies and champions to identify, participate in and lead obesity prevention policy, systems and environmental changes.

The Fresno County SNAP-Ed partners will work together to achieve **Local Three-Year Objective 1**, which will focus on building adult and youth champions, SNAP-Ed eligible residents, who will identify and achieve community-driven PSE strategies; direct and indirect nutrition and physical activity education; and will focus on implementation of the required Communities of Excellence in Nutrition, Physical Activity and Obesity Prevention (CX3) neighborhood reassessments by the LHD with support from adult and youth champions in years 1 and 3. This supports the following State Level Goals: **1** – Increase Consumption and Access to Healthy Foods and Decrease Consumption of Unhealthy Foods and Beverages; **2** – Increase Physical Activity; **3** – Improve Food Resource Management. **4** – Increase access to and/or appeal of healthy dietary choices and decrease access to and/or appeal of unhealthy dietary choices; and **5** – Increase access to and/or appeal of physical activity opportunities. This objective is focused on working to build adult and youth champions that will create synergy to promote and create behavioral and environmental changes in their home, school, work, retail and neighborhoods. Community-driven changes lead to sustainable changes. To support this objective, SNAP-Ed partners will provide community direct and indirect nutrition education, training and support, adult and youth champion support, media, public relations and social media will be utilized, and referral and resource opportunities through Fresno Community Health Improvement Partnership (FCHIP), Land Use and Planning Workgroup and Diabetes Collaborative convenings, as well as other collaborations. Additionally, LHD and champion volunteers will receive technical assistance and training support in years 1 and 3 to conduct CX3 reassessments and work in coordination and collaboration with California Department of Public Health NEOPB to conduct and analyze the data collected.

Local Three-Year Objective 2 will focus on increasing sustainable food access and promotion in retail and community settings to increase the consumption of fresh, locally-sourced produce as well as other healthy items. This objective supports the following State Level Goals: **1** – Increase Consumption and Access to Healthy Foods and Decrease Consumption of Unhealthy Foods and Beverages; and **3** – Improve Food Resource Management. **4** – Increase access to and/or appeal of healthy dietary choices and decrease access to and/or appeal of unhealthy dietary choices. To support this objective, community indirect nutrition education, technical assistance and support will be provided along with media and public relations and adult and youth champion support. In collaboration with the FCHIP Farm to Table and Healthy Stores for Healthy Community Workgroups, this objective will be supported by the NEOPB Retail

Program, indirect nutrition education, best practice models to expand access to fruits and vegetables, PSE efforts supported and lead by adult and youth champions such community gardens, public relations including media and social media, identifying additional funding to sustain the successful mobile demonstration kitchen, and training and technical support.

Local Three-Year Objective 3 will focus on increasing the number of worksite wellness (school and general) policy, system and environmental changes that support employee healthy behavior changes such as increased healthy eating, increased physical activity opportunities, increased consumption of healthy beverages and decreased consumption of unhealthy beverages. This supports the following State Level Goals: **1** – Increase Consumption and Access to Healthy Foods and Decrease Consumption of Unhealthy Foods and Beverages; **2** – Increase Physical Activity; **4** – Increase access to and/or appeal of healthy dietary choices and decrease access to and/or appeal of unhealthy dietary choices; and **5** – Increase access to and/or appeal of physical activity opportunities. Utilizing the California Fit Business Kit, this objective will be supported by community indirect nutrition education, adult champion support, providing linkages to resources and technical assistance for PSE efforts, and training and technical support.

Local Three-Year Objective 4 will focus on reviewing school wellness policies, making school environment changes to support healthy eating and increased physical activity, and implementation of Smarter Lunchroom Movement with at least 61 participating schools throughout Fresno County. This supports the following State Level Objectives: **1** – Increase Consumption and Access to Healthy Foods and Decrease Consumption of Unhealthy Foods and Beverages; **2** – Increase Physical Activity; **4** – Increase access to and/or appeal of healthy dietary choices and decrease access to and/or appeal of unhealthy dietary choices; and **5** – Increase access to and/or appeal of physical activity opportunities. To support this objective, direct and indirect nutrition education will be provided in the classroom, afterschool and with parents, PSE efforts supported and lead by adult and youth champions, public relations including media and social media, and training and technical support.

All 4 Local three-year Objectives support at least one or more of the 5 State Objectives as well as the identified community change goals listed above.

6. Partnerships and Collaborative Efforts [County Nutrition Action Plan (CNAP) Partners or comparable]

As discussed in the FFY 15 Integrated Work Plan, the Fresno Community Health Improvement Partnership (FCHIP) that serves as the Fresno County CNAP. In 2015, SNAP-Ed agencies (LHD and UC CalFresh) and non-SNAP-Ed agency partners joined the FCHIP which allows us to also be a part of a larger collective effort (over 275 partners) to address the lack of healthy eating and physical activity opportunities in our targeted communities and the County in general. LIAs will promote SNAP-Ed services and activities by connecting with other agencies, such as County Welfare Departments, etc. The purpose of the FCHIP is to build on the existing good work in Fresno County communities and coalesce these efforts into one cohesive Fresno County Community Health Improvement Plan with focus and alignment. SNAP-Ed eligible populations are a target of FCHIP as reflected in the FCHIP mission of working toward a healthy community: "Free of

disparities and offers fair opportunities for everyone to realize their full potential." In 2015, FCHIP created a learning environment for the multi-sector partnership to develop necessary skills for alignment of organizations and community members around shared goals and objectives. Additionally, FCHIP initiated a collective impact approach by identifying how each organization and individual is best positioned to address barriers to better health.

SNAP-Ed agencies attend all quarterly FCHIP convenings with all other partners to network, receive workgroup, community health improvement plan development and partner updates. FCHIP currently has seven active workgroups that meet regularly. SNAP-Ed agencies are involved in following FCHIP workgroups: 1) Healthy Stores for a Healthy Community– a workgroup striving to increase healthy retail offerings, marketing, and product placement; 2) Farm to Table – a workgroup working to increase access and consumption of fresh fruits and vegetables to residents of low income and low access areas; 3) Land Use and Planning – a workgroup that is working to develop a data map system that highlights selected health indicators for poorly performing census tracts and developing recommendations for improving conditions in the census tracts; and 5) Diabetes Collaborative – a workgroup looking into the awareness of prediabetes, diabetes and how to align with current obesity prevention efforts. The number of workgroup meetings is stipulated in the work plan activities. The FCHIP, administered by LHD along with a leadership team of community partners, includes participants from community based organizations, health plans, hospitals, media, federally qualified health care clinics, schools, universities, faith-based organizations, city and county planning, adult and youth serving organizations, as well as SNAP-Ed funded agencies.

As SNAP-Ed funding continues to decrease, FCHIP allows us to also be a part of a larger collective effort and aligns efforts to address the lack of healthy eating and physical activity opportunities in our targeted communities and the County in general. SNAP-Ed agencies will utilize FCHIP resources and expertise to achieve our SNAP-Ed Integrated Work Plan and specifically PSE efforts in Local Objectives 1, 2, and 4.

7. Key Messages (X all that apply).

X	Food Safety	X	Physical Activity	X	Fiber-Rich Foods
X	Whole Grains	X	My Plate-Healthy Eating Plan	X	Fat-Free & Low-fat Milk or Equivalent (& Alt. Calcium Sources
X	Fruits & Vegetables	X	Limit Added Sugars or Caloric Sweeteners		Other (<i>specify</i>):
X	Fats and Oils	X	Food Shopping/ Preparation		Other (<i>specify</i>):
X	Lean Meat & Beans				
	Sodium & Potassium				
	Promote Healthy Weight				

8. Educational Materials, Resources and Curriculum

All curriculum and materials used will be from the approved USDA SNAP-Ed Connection website, and/or **FFY 2016** USDA approved UC CalFresh, California Department of Aging, California Department of Social Services, Catholic Charities of California or the CDPH Nutrition Education Obesity Prevention Branch (NEOPB) Approved Nutrition Education Materials list. All curricula and materials will be defined and appropriate for the target audience identified in Section B: Target Audience Description of this document.

9. Intervention and Evaluation Plan Narrative Summary

During FFY 17-19, the local implementing agencies (LIAs) in Fresno County, UC CalFresh and the Fresno County Department of Public Health (LHD), will collaborate and coordinate to provide direct and indirect nutrition and physical activity education and PSE support to a total of 370,052 estimated SNAP-Ed Fresno County participants (year one=112,109, year two=115,362, and year three= 142,581) and those eligible up to 185 percent Federal Poverty Level (FPL) to consume healthy foods and beverages, reduce consumption of less healthy foods and beverages and to increase physical activity. Measurable impact in target communities will continue to be accomplished through strategic and coordinated action by all implementing partners to provide integrated, layered, and community-driven interventions that aim to increase nutrition and physical activity knowledge and self-efficacy, but also environmental opportunities required for behavior change. Through consistent messaging, agencies will promote the current Dietary Guidelines and SNAP-Ed intervention strategies that have been proven to support behavior change.

The LHD and UC CalFresh will conduct activities at all levels of the Social Ecological Model, including individual, interpersonal, organizational, and community levels. Both LIAs will collaborate to reach all levels through the following types of activities: 1) Training and technical assistance: The LHD and UC CalFresh will address training and technical assistance of their personnel or the community and will share training opportunities across agencies when possible; 2) Community/Nutrition education: Both direct and indirect nutrition and physical education is provided by the LHD and UC CalFresh; 3) Media, social media, public relations and messaging: These community-wide activities are addressed by the LHD and UC CalFresh; 4) Coordination and collaboration: This is specifically addressed by the LIAs collaboratively and with their individual service populations.

As defined in the SNAP-Ed Interventions: A Toolkit for States, both agencies will employ evidence-and practice-based obesity prevention programs and PSE strategies and interventions. The three-year and annual objectives and activities for the integrated work plan were derived from results obtained via each agency's experience, community assessments, in addition to the data used in FFY16. The LIAs, through weekly meetings, collaborated and coordinated to create the Work Plan so that three-year and annual objectives and activities will be done by the agency with the most content expertise to successfully complete each Work Plan Objective.

The LIAs use data-driven methods to choose communities for targeted interventions. Generally, LHD chose six communities (West Fresno, Parlier, Sanger, Reedley, Lowell, and Kerman) and their respective census tracts to work with based on income, CX3 assessments, data on Years of Potential Life Lost, USDA designated food desert data, and leading causes of death. To prevent overlap and coordinate maximize impact, LIAs have developed a communication process in which the LIAs contact each other via phone or e-mail and confirm and share information about a potential community partner or education/event opportunity. In communities where both LIAs are doing work, the LHD will primarily provide environment support activities and UC CalFresh will primarily provide direct/indirect nutrition education. The exceptional collaborative relationship between LHD and UC CalFresh has maximized SNAP-Ed funding in Fresno County to impact the SNAP-Ed eligible population. Regular communication and participation in FCHIP Quarterly Convenings and the FCHIP Healthy Stores for a Healthy Community, Farm to Table, Land Use and Planning, and Diabetes Collaborative Workgroups also provides insight into current and future nutrition and physical activity-related activities in the County and opportunities for collaboration and coordination.

Throughout FFY 17-19 Work Plan, media, social media and public relations activities are incorporated in the Local Objectives. LHD will coordinate their local media and public relation efforts of Work Plan activities, anticipated and unanticipated, in partnership with the LHD Public Health Communication (PHC). PHC coordinates the media for the LHD and has the capacity to disseminate news releases to 79 media outlets and conduct follow up with media regarding LHD SNAP-Ed sponsored events. UC CalFresh will also coordinate their local media and public relation efforts of Work Plan activities; anticipated and unanticipated. This includes monthly newsletters to parents about food tastings, a Facebook account, a Twitter account, and a blog where people can find success stories and learn about incorporating nutrition and physical activities in their daily lives. UC CalFresh and LHD and their subcontractors will continue to maintain agency web pages and social media as appropriate. The web pages and social media will promote SNAP-Ed programs; USDA approved messages, and provide links to USDA approved resources targeting local SNAP-Ed targeted audience. To the extent possible, LHD and UC CalFresh will coordinate public relations and media to maximize resources and impact.

As described in Community Change Goals section, all proposed interventions support the following State's behavioral outcomes: 1) Increase consumption of healthy foods and beverages and decrease consumption of unhealthy foods and beverages; 2) Increase physical activity; 3) Improve food resource management; 4) Increase access to and/or appeal of healthy dietary choices and decrease access to and/or appeal of unhealthy dietary choices where people eat, live learn, work, play, or shop; and 5) Increase access to and/or appeal of physical activity opportunities for SNAP-Ed populations.

Healthy Communities (State Level Objectives 1, 2, 3, 4, and 5)

Given the size of our County, the diverse population, and the concentrated poverty and chronic disease rates as described in the Jurisdiction and Community Assessment sections above, success requires that LHD and UC CalFresh engage the community in the process of identifying intervention strategies through two community forums held annually. The LHD has aligned their community-driven focus with the State's Champions for Change initiative by locally rebranding the program as Fresno County Champions for Change (C4C) Program. Utilizing the Social Ecological Model, a large focus of the local C4C Program is to identify,

recruit, and train individual and agency Champions. LHD subcontractors A and B will recruit and build adult and youth champions and provide nutrition and physical activity education, capacity-building, and ongoing support. Champion adults and youth will be encouraged to participate and/or lead in community-driven PSEs. LHD will continue the implementation process for a Champion Engagement System (Champ System), a referral system, for SNAP-Ed agencies to track community and agency champions' work. Besides the basic information of Champion Name, community, address and phone number, NEOP is tracking the Champions' best available day and time, what work/interventions they are passionate about, and skills and interest. Furthermore, the Champ System will help the NEOP Program Team fully utilize, link and refer the Champions in the NEOP communities and assist with NEOP program classes, activities, events, and PSE interventions. Lastly, LHD will work with LHD subcontractor A to continually identify and connect with best practice models for resident engagement that align with Fresno County NEOP goals to keep the program innovative and relevant.

In addition to recruiting agency champions, LHD will focus on recruitment and engagement of churches to begin efforts in identifying organizational and systems changes in the church community. Furthermore, in collaboration with other Central Valley NEOP Project Directors, UC CalFresh and Central Valley Health and Nutrition Collaborative (CVHNC) Built Environment Workgroup will meet at least three times a year to build capacity for development and implementation of future land use and planning PSE efforts. During the last meeting of the Central Valley Training Resource Center, it was determined that Central Valley NEOP programs wanted to work on land use and planning to achieve PSE but many of us didn't know how to go about doing it. Fresno County LHD informed the CVHNC of the land use and planning PSE effort and asked if the CVHNC would like to form a Built Environment Workgroup and collectively work on building capacity on land use and planning and its impact on access to healthy foods and physical activity. CVHNC agreed and over the next three years, collectively, the Built Environment Workgroup will build capacity, identify land use and planning opportunities, and support the community-driven PSE efforts within our respective county as appropriate.

UC CalFresh adult and senior education series and workshops are held year-round utilizing research-based curriculum for adults and seniors. Some common sites include: housing authority sites, adult training and technical assistance sites, churches, senior centers and community centers. Adult mini workshops utilized to introduce the program and recruit participants for class series are held at The Adult Transition program, Parks, After School, Recreation and Community Services (PARCS) sponsored events, Bringing Broken Neighborhoods Back to Life block parties and food bank distribution sites. Family-centered approaches are utilized as well. UC CalFresh conducts "family nights" as appropriate with groups where a nutrition lesson and food demonstration is done with parents and their kids together. Also, parent groups at school sites participating in the youth program are exposed to mini-lessons during coffee hours and other parent events at school sites. Lastly, UC CalFresh trains Extenders, adult community members, to assist and lead single session workshops, series-based classes and other community events. This allows for greater reach of the UC CalFresh program and greater buy-in from the community through these volunteer efforts. Moreover, this program serves the community as a professional development program for adults that are interested in training in the public health field. Lastly, UC CalFresh will continue to lead and maintain the online Nutrition and Physical Activity Resources website for SNAP-Ed eligible population. This is an online

resource directory to help SNAP-Ed eligible population find links to organizations that can assist with locating free or low-cost nutrition and physical activity resources in their community.

LHD and subcontractors will also provide adult and youth single session education nutrition and physical activity presentations, 15 minutes or more, within the six targeted communities at qualified community centers, schools, churches, worksites, public housing locations, retail locations and others as appropriate. Based on the local obesity and prediabetes information provided in the Community Assessment section, the Rethink Your Drink single session lesson continues to be a priority for LHD but will also provide a variety of USDA evidence based lessons regarding nutrition and physical activity. Additionally, subcontractor C will provide direct and indirect nutrition education and food tastings at food distribution locations and at other qualified community based organizations utilizing a mobile kitchen vehicle. Food tastings will incorporate foods that are being disseminated to show participants how to cook the food they are receiving. An established mobile kitchen vehicle will work in partnership with the other subcontractors to provide nutrition education and taste testing during single session education opportunities and community events described in the Work Plan.

LHD, in partnership with subcontractor E, will implement the required Communities of Excellence in Nutrition Physical Activity and Obesity Prevention (CX3) neighborhood reassessments with support from adult and youth champions. The CX3 tools will be used to bring in youth, adults, and corner store owners to assess their retail and neighborhood environments in four communities (West Fresno, Parlier, Reedley, Lowell) in year one and in two communities (Sanger and Kerman) in year three, allowing residents to be part of a change in their community and encourage participation and leadership. In addition to retail, fast food, and walkability, additional assessments of food banks and emergency food outlets and alternative food sources (such as community gardens and farmers markets) will be conducted. Two of the neighborhoods that were assessed in the initial 2012 Fresno County CX3 were Firebaugh and Hamilton. As discussed earlier, these two neighborhoods were not chosen by the LHD as part of their 6 targeted neighborhoods and were replaced by Sanger and Kerman (CX3 conducted in 2014).

Furthermore, LHD and UC CalFresh will participate in community events targeting SNAP-Ed eligible population and has many indirect education methods in place in which education is less than 15 minutes and written materials are being distributed or displayed. Indirect education allows our programs to enhance education messaging from student to parent, recruit for direct education activities, and deliver consistent behavior-focused messages to the community.

To the extent possible, nutrition education will be paired with approved curricula designed to build the capacity of local agencies and champions to identify, participate in and lead obesity prevention policy, systems and environmental changes.

Retail, Food Access and Marketing (State Level Objectives 1 and 3)

As of the 2012 CX3, an average of only 10% of food retail outlets in the six targeted neighborhoods met the standards for healthy options and accessibility. LHD subcontractor C will work in partnership with the Fresno County Tobacco Prevention Program (TPP) and Healthy Stores for Healthy Community Workgroup to

recruit local stores to participate in the NEOPB Retail Program and provide support to 2 local retail stores annually by making sustainable environmental changes that will increase fresh, locally sourced produce and other healthy items in the targeted stores. Support includes providing NEOPB approved Retail Campaign materials, store tours; Rethink your Drink presentations, food demonstrations, media and public relations, and coordination of Fruit and Veggie Fests. To improve fruit and vegetable consumption among Fresno County children and teens, which is currently at 58.1% and 23.2% respectively, the LHD subcontractor B will work in partnership with the FCHIP Farm To Table Workgroup to explore, identify, and implement local best practice of over the three years to expand access to fruits and vegetables through PSE efforts. SNAP-Ed will also work with community partners working to increase fruit and vegetable access. SNAP-Ed will pair nutrition education and fruit and vegetable promotion with partner efforts to increase access in order to increase purchase and consumption of produce. SNAP-Ed will also provide technical assistance to access partners to increase vendor enrollment to accept EBT and participate in programs such as market match as needed. Lastly, as SNAP-Ed funding continues to decrease, LHD has determined that it is essential that sustainability be addressed over the next three years. LHD will work with subcontractor E to specifically identify and implement a mobile kitchen sustainability model to help offset SNAP-Ed monies being utilized to provide nutrition education at food distributions, community events and other community based organizations locations.

Worksite Wellness (State Level Objectives 1, 2, and 5)

Adults spend a significant amount of time at their worksites. Among adults in Fresno County, only 27.6% reported participating in regular walking and about 46.7% of adults consume one or more sugar sweeten beverages per week—both are issues that could be improved with worksites that allow physical activity breaks and only offer healthy snack/vending options. LHD subcontractor D will qualify and work with 15 qualifying worksites by September 30, 2019 to promote healthy eating and physical activity and create environmental changes that support the healthy behavior changes of their employees utilizing the California Fit Business Kit. Qualifying worksites, including school districts, receive nutrition and physical activity education and ongoing technical assistance requesting support in developing and implementing environmental support activities. LHD subcontractor D will also work with participating worksites to identify and implement PSE that support healthy behavior changes, increase consumption of healthy foods and increase physical activity practices amount their employees. Additionally, LHD subcontractor D will also connect participating worksites with technical assistance and resources to ensure employee lactation accommodations. Lastly, LHD feels that it is important that LHD should practice the same principles that we are promoting with local worksites. In partnership with LHD Lifetime of Wellness, Communities in Action (LWCA) program, LHD will continue to participate on the Department’s Worksite Wellness Committee and provide technical assistance and support in implementation of environmental supports that support healthy behavior changes among LHD staff.

School Wellness (State Level Objectives 1, 2 and 5)

As mentioned above, over 25 % of children ages 12 to 17 years of age in Fresno County are either overweight or obese and at risk of developing a chronic illness. Sugar sweetened beverage consumption for children aged 2-17 is 58%, and the percent of teens consuming five fruits or vegetables daily is 23.2%. Many of these issues can be addressed in the school environment, where children spend a significant percentage of their time. UC CalFresh and LHD subcontractor B will

provide ongoing support and technical assistance to qualifying school districts through the provision of direct and indirect nutrition and physical activity education, school wellness policy, environmental supports for nutrition and physical activity through school wellness policy updates, Smarter Lunchrooms, and creating an intersection between school gardens and classroom nutrition education curriculum.

UC CalFresh provides nutrition education to Fresno Unified, Coalinga Huron Joint Unified, Firebaugh Las Deltas Unified, and Central Unified School Districts. In FFY 16, UC CalFresh joined the Smarter Lunchrooms Movement (SLM) by providing support, guidance and resources to schools in the Fresno Unified School District (FUSD), as Technical Advising Professionals (TAP's). The Smarter Lunchrooms Movement champions the use of evidence-based, simple low and no-cost changes to lunchrooms, which increases the school lunch programs participation, profit and reduces waste. Most importantly, SLM transforms the school cafeteria from an institutional place to a welcoming dining area. SLM implements behavioral economics, using physical and social environmental factors such as price, appearance, convenience, information, state of mind, habit and expectations to influence student food choices. SLM aims to increase student's consumption of healthier foods, decrease food waste, improve staff morale, and develop and foster a culture of wellness. The SLM timeline for a phased implementation at FUSD schools began in FFY16 at 16 middle schools, 8 high schools in FFY17, approximately 22 elementary schools FFY 18 and will continue through FFY19 reaching an additional 22 elementary schools. UC CalFresh's simultaneous participation in SLM along with nutrition education in FUSD classrooms and supporting school wellness policy development and implementation, provides a linkage between the classrooms, their school cafeterias and their entire school environment.

LHD subcontractor B will provide teacher training and direct and indirect nutrition and physical activity education to students for the youth interventions in Kerman Unified, Parlier Unified, Reedley Unified, and Sanger School Districts. These school districts serve a rural, socioeconomically disadvantaged student population. Combined enrollment is approximately 29,394 of which over 90% of students are Hispanic and over 85% are eligible to receive free or reduced price meals. This intervention is a K-12 comprehensive approach to integrating nutrition learning and physical activity at participating school sites and after-school programs. Strategies include but not limited to education and training for teachers, nutrition and physical activity education and cooking-in-the classroom and after-school programs, healthy messaging in schools through posters, student-led nutrition-focused morning announcements, school wellness policies, Smarter Lunchroom Movement and other related environmental changes.

Additionally, UC CalFresh will also provide on-going parent nutrition education and explore support to school wellness committees at FUSD schools. Based on gap analysis, conducted by SNAP-Ed Partners in FFY 15, of unmet needs within schools of school districts located in high need areas, UC CalFresh will continue to explore and expand its youth and parent education program into Central Unified School District in FFY 17-19 with the potential of reaching SNAP-Ed eligible children.

Furthermore, both UC CalFresh and LHD will also be enhancing USDA approved messaging by augmenting reach through parent newsletters, homework assignments, utilizing social media, and other opportunities. Lastly, UC CalFresh and LHD will be helping to coordinate and/or participate in school events, as

appropriate, and provide indirect education regarding nutrition education and physical activity education to youth reaching 3,100 youth in year one, 3,450 year two, and 3,800 in year three.

Required Evaluation Narrative Summary:

LHD

Overall, the LHD evaluation plan is aligned with the WRO SNAP-Ed Evaluation Framework, April 2014. LHD will utilize the following evidence-based activity approaches: individual and group-based nutrition education, health promotion, and intervention strategies; comprehensive, multi-level interventions at multiple complementary organizations and institutional levels; and community and public health approaches to improve nutrition and physical activity. LHD process evaluation reporting will document the range of SNAP-Ed services provided in the local jurisdiction, the locations and specific SNAP-Ed eligible audiences reached as well as other required EARS elements. The actual number of SNAP-Ed eligible individuals reached through direct education (unduplicated), indirect education (duplicated), and PSE change activities will be compared to the original reach targets. The Impact Outcome Evaluation of the youth nutrition education series as measured by the NEOP-approved Harvest of the Month Workbook survey will document change in individual level behaviors and dietary practices highlighted in the USDA's Western Regional Offices SNAP-Ed Evaluation Framework. Other education activities will be evaluated with CDPH approved curriculum evaluation tools.

For PSE strategies, the RE-AIM framework will inform the evaluation design and plan for the four main objectives- Healthy Communities, Healthy Retail, Food Access and Marketing; Worksite Wellness, and School Wellness. Defined evaluation methods will include PSE reporting using the RE-AIM framework and CX3 reassessment. Other methods to evaluate the PSE strategies within the four Objectives will be determined by the intervention strategy. Such methods may include activity and communications tracking; in-person and/or online surveys; in-depth interviews of key stakeholders; observational assessments; nutritional assessments; and/or policy review.

Evaluation activities of Objective 1: Healthy Communities will focus on champion-led and community-driven PSE efforts in settings such as schools, faith-based organizations, and the built environment (land use and planning). In addition, activities will include CX3 data collection and developing, piloting, and implementing an innovative joint evaluation effort between the LHD and UCCE focused on evaluating shared outcomes in either school wellness or nutrition education. Within Objective 2: Healthy Retail, Food Access and Marketing, evaluation activities will be tailored to program strategies, which may include evaluating the impact of healthy retail efforts on healthy food availability and customer behavior, assisting in the development and evaluation of a sustainability model of a mobile demonstration kitchen, and evaluating a local best practice to expand fresh fruit and vegetable access to SNAP-eligible populations. The evaluation of Objective 3: Worksite Wellness will use pre- and post-surveys such as those included in the California Fit Business Kit to measure key program outcomes. Objective 4: School Wellness strategy evaluation may focus on a variety of intervention strategies such as parent training, school wellness policy implementation, and/or nutrition education.

The findings from the evaluations will be shared with LHD, subcontractors, CDPH, and other key stakeholders, as appropriate, to inform future program activities over the course of the three-year work plan.

UC CalFresh

UC CalFresh utilizes research-based age specific curricula in the classroom with youth participants. Several of the curricula have specific pre and post tests administered at the beginning and end of the year to assess knowledge gain and behavior change in students. Additionally, teachers are surveyed using the Teacher Observation Tool (TOT) to assess their perception of student's baseline exposure to various foods as well as teachers' perceived behavior change of the students concerning the foods tasted. PSE work in the school setting will include supporting school wellness policy and school garden efforts. Utilizing Shaping Healthy Choices Program (SHCP) framework, these PSE efforts will be assessed and evaluated. In the implementation of the Smarter Lunchroom's Movement in selected school sites, UC CalFresh uses the SLM Scorecard, before & after photos as well as, Site Visit Summary forms to assess the progress of each lunchroom.

UC CalFresh's adult evaluation's include pre and posts tests specific to adult and senior research-based curricula in series-based lessons. Series-based adult lessons use Eat Smart, Be Active and Plan, Shop, Save and Cook. Senior series-based lessons use the Eat Smart, Live Strong curriculum. These assessments measure knowledge gain and behavior change. For single session workshops, UC CalFresh utilizes intent to change (ITC) surveys to measure the participants' readiness to change behavior. Single session workshops also collect qualitative success stories. For process evaluation, UC CalFresh submits quarterly reporting tools youth and adult workbooks with number of participants and site details. UCCE will be working with UC CalFresh state office to align, as appropriate, evaluation tools and results to the Western Region's SNAP-Ed evaluation framework.

SECTION B: Target Audience Description

1.

1. Gender	%	2. Age	#
Male	25	0 to 4 years old (Preschool):	3,609
Female	75	5 to 17 years old (School Age):	180,476
		18 to 59 years old (Adult):	151,600
		60 years old and over (Senior):	25,266
Total:	100		360,951

3. Ethnicity/Race

Ethnicity

Total Percentage Hispanic/Latino	Total Percentage Not Hispanic/Latino	Total Percentage Ethnicity
65%	35%	100%

RACE	Hispanic/Latino	Not Hispanic/Latino
Black or African American	0%	6%
Asian	0%	9%
American Indian/Alaskan Native	0%	1%
Native Hawaiian/Other Pacific Islander	0%	0%
White	65%	19%
Multiple/Other	0%	0%
Total:	65%	35%

4. Languages Used in Intervention Activities and Materials

English	48%	Farsi	0%	Russian	0%
Spanish	50%	Hmong	2%	Tagalog	0%
Arabic	0%	Khmer (Cambodian)	0%	Vietnamese	0%
Armenian	0%	Korean	0%	Other (specify):	0%
Bosnian	0%	Lao	0%	Other (specify):	0%
Cantonese	0%	Mandarin	0%	Total:	100%

5. Projected Number of Low-Income Persons Reached

	FFY 17	FFY 18	FFY 19
Direct Education (estimated unduplicated):	28,295	31,025	39,025

Indirect Education:	46,160	48,360	51,810
Policies, Systems, and Environment (PSE) Change/Supports	37,654	35,977	51,746

6. Intervention Sites

Site Setting	#	Site Setting	#	Site Setting	#
Adult Education and Job Training Sites	17	Food Assistance Site: Food Pantries	0	Schools: Students (Middle/Junior High)	26
Adult Rehabilitation Centers	5	Food Assistance Site: Soup Kitchens	0	Schools: Students (High School)	22
CalFresh Offices	6	Head Start Programs	5	Schools: Students (After School)	38
California Food Assistance Program (CFAP)	0	Individual Homes	0	Schools (Parents)	39
Churches	50	In Home Supportive Services (IHSS)	0	Section 8 Public Housing Voucher ("Housing Choice Vouchers")	31
Commodity Foods Distribution on Indian Reservation (FDPIR)	0	Job Corps	0	Shelters/Temporary Housing	3
Community Based Organizations	9	Libraries	6	Supplemental Security Income (SSI)	0
Community Centers	29	Low Income Home Energy Assistance Program (LIHEAP)	0	Temporary Assistance for Needy Families (TANF) Job Readiness Program/CalWORKS	0
Community Youth	0	MediCal	0	U.S. Department of Energy	0

Organizations				(DOE) Weatherization Assistance Program	
Comprehensive Perinatal Service Program (CPSP)	0	Medical/Dental Offices	0	Youth Education Site (includes Park and Recreation)	25
Elderly Service Center/Senior Centers	6	Public/Community Health Centers	9	Women, Infants, and Children Program (WIC)	1
Emergency Food Assistance Sites	22	Public Housing [U.S. Dept. of Housing and Urban Development (HUD)]	0	Worksites	21
Extension Offices	1	Retail/Food Stores	0	Other (specify): Public Business = 5 Fresno Co. Gov't= 5	10
Family Resource Centers	1	Retail and Food Store with Qualifying CalFresh Redemption	56	Other (specify): City of Fresno Gov't=3 City of Reedley Gov't=3 Chamber of Commerce=2	8
Farmers' Markets	3	Schools: District Office	2	TOTAL SITES:	547
Federally Qualified Health Centers (FQHC)	0	Schools: Students (Preschool)	4		
Food Assistance Site: Food Banks	0	Schools: Students (Elementary)	92		

SECTION C: INTERVENTION PLAN

I. Three-Year SNAP-Ed Local Objective #1 (FFY 2017–FFY 2019):

Local Objectives must be S.M.A.R.T (Specific, Measureable, Achievable, Realistic, and Time-Bound)

By September 30, 2019, recruit, identify and engage at least 160 (70 existing + additional 30 annually) adult and 255 (105 existing +50 annually) youth Champions, through direct and indirect nutrition and physical activity education, and 18 (6 x 3 years) agency champions through collaboration, who will participate and/or lead at least 8 community-driven and built environment PSE strategies in the six LHD targeted communities to increase access to healthy foods and physical activity opportunities.

SNAP-Ed State Goals (check all that apply):

x	Goal 1: Food and Beverages (Behavioral)
x	Goal 2: Physical Activity (Behavioral)
x	Goal 3: Food Resource Management (Behavioral)
x	Goal 4: Access to and/or appeal of dietary choices(Physical and Social Environmental)
x	Goal 5: Access to and/or appeal of physical activity opportunities (Physical and Social Environmental)

- II. **PSE Strategy(ies) that support the Three-Year SNAP-Ed Local Objective listed above:** Safe routes to school, school meal improvement, park improvement, joint use agreements, playground stencils, community and school gardens, hydration stations, built environment (land use and planning)

III. Annual Objectives to support the Three-Year SNAP-Ed Local Objective listed above:

Local Objectives must be S.M.A.R.T (Specific, Measureable, Achievable, Realistic, and Time-Bound)

1. FFY 2017 (Year 1) Objective(s):

- a. By September 30, 2017, in partnership with the Central Valley NEOP Project Directors, UCCE, and the Central Valley Health and Nutrition Collaborative (CVHNC) Built Environment Workgroup, explore, identify and receive 3 training and education activities to build capacity on development and implementation of land use and planning PSE efforts.

- b. By September 30, 2017, provide training and support to an additional 30 adult, 50 youth and 6 agency new champions and existing champions to complete community-driven nutrition and physical activity future PSE projects.
- c. By September 30, 2017 conduct 2 community forums with champions and community partners in target communities where community forums were previously conducted to reassess priorities identified by the community.
- d. By September 30, 2017, conduct the Communities of Excellence in Nutrition, Physical Activity and Obesity Prevention (CX3) neighborhood reassessment process in two Fresno County neighborhoods (Sanger and Kerman) in partnership with local Champions in order to measure the nutrition and physical activity environments, measure any change since FFY 2014, and provide updated data to drive future PSE work and community engagement in those neighborhoods.
- e. By September 30, 2017, UCCE and LHD will provide direct education to 28,295 (UCCE=20,375 and LHD=7,920), and indirect education to 43,860 (UCCE=23,524 and LHD=20,336), SNAP-Ed eligible individuals throughout Fresno County.

2. FFY 2018 (Year 2) Objective(s):

- a. By September 30, 2018, in partnership with adult, youth and/or agency champions, identify potential and develop plans in at least 1 built environment PSE strategies to increase access to healthy foods and physical activity opportunities.
- b. By September 30, 2018, provide training and support to an additional 30 adult, 50 youth and 6 agency new champions and existing champions to complete at least 2 community-driven nutrition and physical activity PSE projects.
- c. By September 30, 2018 conduct 2 community forums with champions and community partners in target communities where community forums were previously conducted to reassess priorities identified by the community.
- d. By September 30, 2018, UCCE and LHD will provide direct education to 31,025 (UCCE=22,375 and LHD=8,650), and indirect education to 48,460 (UCCE=24,024 and LHD=24,436), SNAP-Ed eligible individuals throughout Fresno County.

3. FFY 2019 (Year 3) Objective(s):

- a. By September 30, 2019, in partnership with adult, youth and/or agency champions, implement at least 1 built environment PSE strategies that will increase access to healthy foods and physical activity opportunities.

- b. By September 30, 2019, provide training and support to an additional 30 adult, 50 youth and 6 agency new champions and existing champions to complete at least 3 community-driven and 2 faith based nutrition and physical activity PSE projects.
- c. By September 30, 2019 conduct 2 community forums with champions and community partners in target communities where community forums were previously conducted to reassess priorities identified by the community.
- d. By September 30, 2019, conduct the Communities of Excellence in Nutrition, Physical Activity and Obesity Prevention (CX3) neighborhood reassessment process in four Fresno County neighborhoods (Lowell, West Fresno, Parlier, and Reedley) in partnership with local Champions in order to measure the nutrition and physical activity environments, measure any change since FFY 2016, and provide updated data to drive future PSE work and community engagement in those neighborhoods.
- e. By September 30, 2019, UCCE and LHD will provide direct education to 39,025 (UCCE=28,875 and LHD=10,150), and indirect education to 49,310 (UCCE=24,524 and LHD=24,786), SNAP-Ed eligible individuals throughout Fresno County.

Three-Year SNAP-Ed Local Objective #1 (FFY 2017–FFY 2019):

By September 30, 2019, recruit, identify and engage at least 160 (70 existing + additional 30 annually) adult and 255 (105 existing +50 annually) youth Champions, through direct and indirect nutrition and physical activity education, and 18 (6 x 3 years) agency champions through collaboration, who will participate and/or lead at least 8 community-driven and built environment PSE strategies in the six LHD targeted communities to increase access to healthy foods and physical activity opportunities.

Activity Number	Activity Description	Intervention Categories*		Responsible SNAP-Ed Agency(ies)	Subcontractors	Time Frame: Year & Quarter** <i>Check all that apply</i>	Documentation																																											
1.1	Support and assist Champions with at least two PSE related events annually to create awareness and support for identified PSE reaching 225 community residents.	<table><tr><td></td><td>CED</td></tr><tr><td>X</td><td>CEI</td></tr><tr><td>X</td><td>MPR</td></tr><tr><td>X</td><td>C&C</td></tr><tr><td></td><td>TTA</td></tr></table>		CED	X	CEI	X	MPR	X	C&C		TTA	<table><tr><td></td><td>CWD</td></tr><tr><td>X</td><td>LHD</td></tr><tr><td></td><td>AAA</td></tr><tr><td></td><td>UCCE</td></tr><tr><td></td><td>CCC</td></tr></table>		CWD	X	LHD		AAA		UCCE		CCC	CWD: LHD: Sub A AAA: UCCE: CCC:	<table><tr><td colspan="4">Year 1</td></tr><tr><td>Q1</td><td>Q2</td><td>Q3</td><td>Q4</td></tr><tr><td>X</td><td>X</td><td>X</td><td>X</td></tr><tr><td colspan="4">Year 2</td></tr><tr><td>Q1</td><td>Q2</td><td>Q3</td><td>Q4</td></tr><tr><td>X</td><td>X</td><td>X</td><td>X</td></tr></table>	Year 1				Q1	Q2	Q3	Q4	X	X	X	X	Year 2				Q1	Q2	Q3	Q4	X	X	X	X	ATF On file: Agenda, sign-in sheet, flyers, media articles, pictures, Summary reports
	CED																																																	
X	CEI																																																	
X	MPR																																																	
X	C&C																																																	
	TTA																																																	
	CWD																																																	
X	LHD																																																	
	AAA																																																	
	UCCE																																																	
	CCC																																																	
Year 1																																																		
Q1	Q2	Q3	Q4																																															
X	X	X	X																																															
Year 2																																																		
Q1	Q2	Q3	Q4																																															
X	X	X	X																																															

[illegible]

1.7	Provide at least 30 nutrition and physical activity education class series to reach at least 600 adults at local schools, churches and community centers. Food demonstrations and taste-testing will be included.	X	CED		CWD	CWD: LHD: AAA: UCCE: CCC: :	<table><tr><td colspan="4">Year 1</td></tr><tr><td>Q1</td><td>Q2</td><td>Q3</td><td>Q4</td></tr><tr><td>X</td><td>X</td><td>X</td><td>X</td></tr></table> <table><tr><td colspan="4">Year 2</td></tr><tr><td>Q1</td><td>Q2</td><td>Q3</td><td>Q4</td></tr><tr><td>x</td><td>x</td><td>x</td><td>x</td></tr></table> <table><tr><td colspan="4">Year 3</td></tr><tr><td>Q1</td><td>Q2</td><td>Q3</td><td>Q4</td></tr><tr><td>X</td><td>X</td><td>X</td><td>X</td></tr></table>	Year 1				Q1	Q2	Q3	Q4	X	X	X	X	Year 2				Q1	Q2	Q3	Q4	x	x	x	x	Year 3				Q1	Q2	Q3	Q4	X	X	X	X	RTW, Sign-in sheets, evaluation tools *Contributes to annual objective 1.e,2.d,3.e
Year 1																																												
Q1	Q2	Q3	Q4																																									
X	X	X	X																																									
Year 2																																												
Q1	Q2	Q3	Q4																																									
x	x	x	x																																									
Year 3																																												
Q1	Q2	Q3	Q4																																									
X	X	X	X																																									
1.8	Support at least 3 Youth-led events that are promoting PSE work identified by youth leaders, in partnership with Adult Allies, within the respective six targeted communities. Reaching at least 100 SNAP-Ed eligible population (60 youth leaders, 40 adult participants).		CED	X	CWD	CWD: LHD: Sub A, Sub B AAA: UCCE: CCC: :	<table><tr><td colspan="4">Year 1</td></tr><tr><td>Q1</td><td>Q2</td><td>Q3</td><td>Q4</td></tr><tr><td>X</td><td>X</td><td>X</td><td>X</td></tr></table> <table><tr><td colspan="4">Year 2</td></tr><tr><td>Q1</td><td>Q2</td><td>Q3</td><td>Q4</td></tr><tr><td>X</td><td>X</td><td>X</td><td>X</td></tr></table> <table><tr><td colspan="4">Year 3</td></tr><tr><td>Q1</td><td>Q2</td><td>Q3</td><td>Q4</td></tr><tr><td>X</td><td>X</td><td>X</td><td>X</td></tr></table>	Year 1				Q1	Q2	Q3	Q4	X	X	X	X	Year 2				Q1	Q2	Q3	Q4	X	X	X	X	Year 3				Q1	Q2	Q3	Q4	X	X	X	X	ATF On file: Agenda, sign-in sheet, flyers, posters, pictures, Powerpoint, media stories *Contributes to annual objective 1.b, 2.b, 3.b
Year 1																																												
Q1	Q2	Q3	Q4																																									
X	X	X	X																																									
Year 2																																												
Q1	Q2	Q3	Q4																																									
X	X	X	X																																									
Year 3																																												
Q1	Q2	Q3	Q4																																									
X	X	X	X																																									
1.9	Provide 279 (LHD=99, UCCE=75, Sub A=10, Sub B=70, Sub D=24) single session nutrition and physical activity education to at least 4,665 unduplicated eligible individuals at qualifying community centers,	X	CED		CWD	CWD: LHD: Sub A, Sub B, Sub D AAA: UCCE: CCC: :	<table><tr><td colspan="4">Year 1</td></tr><tr><td>Q1</td><td>Q2</td><td>Q3</td><td>Q4</td></tr><tr><td>X</td><td>X</td><td>X</td><td>X</td></tr></table> <table><tr><td colspan="4">Year 2</td></tr><tr><td>Q1</td><td>Q2</td><td>Q3</td><td>Q4</td></tr><tr><td>X</td><td>X</td><td>X</td><td>X</td></tr></table> <table><tr><td colspan="4">Year 3</td></tr><tr><td>Q1</td><td>Q2</td><td>Q3</td><td>Q4</td></tr><tr><td></td><td></td><td></td><td></td></tr></table>	Year 1				Q1	Q2	Q3	Q4	X	X	X	X	Year 2				Q1	Q2	Q3	Q4	X	X	X	X	Year 3				Q1	Q2	Q3	Q4					ATF, RTW, Sign-in sheets, evaluation tools *Contributes to annual objective 1.e,2.d,3.e
Year 1																																												
Q1	Q2	Q3	Q4																																									
X	X	X	X																																									
Year 2																																												
Q1	Q2	Q3	Q4																																									
X	X	X	X																																									
Year 3																																												
Q1	Q2	Q3	Q4																																									

	schools, afterschool's, churches, worksites, public housing locations, retail locations, and food distributions. Taste-testing will be included. LHD will conduct education activities in LHD six targeted communities only. UCCE will conduct education activities in other communities throughout Fresno County.					<table><tr><td>X</td><td>X</td><td>X</td><td>X</td></tr></table>	X	X	X	X																																																				
X	X	X	X																																																											
1.10	At least 30 trained SNAP-Ed eligible adults (Champions) will provide 90 peer to peer single session nutrition and physical activity education to at least 270 unduplicated eligible adults at qualifying community centers, schools, churches, worksites, public housing locations, retail locations. Taste-testing will be included. On-going support will be provided to Champions, as needed.	<table><tr><td>X</td><td>CED</td></tr><tr><td></td><td>CEI</td></tr><tr><td></td><td>MPR</td></tr><tr><td></td><td>C&C</td></tr><tr><td></td><td>TTA</td></tr></table>	X	CED		CEI		MPR		C&C		TTA	<table><tr><td></td><td>CWD</td></tr><tr><td>X</td><td>LHD</td></tr><tr><td></td><td>AAA</td></tr><tr><td></td><td>UCCE</td></tr><tr><td></td><td>CCC</td></tr></table>		CWD	X	LHD		AAA		UCCE		CCC	CWD: LHD: Sub A AAA: UCCE: CCC: :	<table><tr><td colspan="4">Year 1</td></tr><tr><td>Q1</td><td>Q2</td><td>Q3</td><td>Q4</td></tr><tr><td>X</td><td>X</td><td>X</td><td>X</td></tr></table> <table><tr><td colspan="4">Year 2</td></tr><tr><td>Q1</td><td>Q2</td><td>Q3</td><td>Q4</td></tr><tr><td>x</td><td>x</td><td>x</td><td>X</td></tr></table> <table><tr><td colspan="4">Year 3</td></tr><tr><td>Q1</td><td>Q2</td><td>Q3</td><td>Q4</td></tr><tr><td>X</td><td>X</td><td>X</td><td>X</td></tr></table>	Year 1				Q1	Q2	Q3	Q4	X	X	X	X	Year 2				Q1	Q2	Q3	Q4	x	x	x	X	Year 3				Q1	Q2	Q3	Q4	X	X	X	X	ATF, Sign-in Sheets, data cards, pictures, Champion Engagement System tracking log *Contributes to annual objective 1.e,2.d,3.e
X	CED																																																													
	CEI																																																													
	MPR																																																													
	C&C																																																													
	TTA																																																													
	CWD																																																													
X	LHD																																																													
	AAA																																																													
	UCCE																																																													
	CCC																																																													
Year 1																																																														
Q1	Q2	Q3	Q4																																																											
X	X	X	X																																																											
Year 2																																																														
Q1	Q2	Q3	Q4																																																											
x	x	x	X																																																											
Year 3																																																														
Q1	Q2	Q3	Q4																																																											
X	X	X	X																																																											
1.11	Recruit and engage at	<table><tr><td>X</td><td>CED</td></tr></table>	X	CED	<table><tr><td></td><td>CWD</td></tr></table>		CWD	CWD:	Year 1	ATF, sign-in sheets, pictures, evaluation tools																																																				
X	CED																																																													
	CWD																																																													

	least 1 qualifying church annually in predominately African-American and/or Latino communities to provide culturally relevant nutrition education and physical activity promotion to reach 60 unduplicated SNAP-Ed eligible individuals and to influence organizational and systems changes in the church community.		CEI	X	LHD	LHD: Sub A	Q1 Q2 Q3 Q4 X X X X		
			MPR		AAA	AAA:			
		X	C&C		UCCE	UCCE:	Year 2		
		X	TTA		CCC	CCC: :	Q1 Q2 Q3 Q4 x x x x		
							Year 3		
							Q1 Q2 Q3 Q4 X X X X		*Contributes to annual objective 1.e,2.d,3.e
1.12	Provide indirect nutrition education and food tastings at qualifying church events reaching a minimum of 175 SNAP-Ed eligible individuals annually at least 7 church sites (LHD 2 sites & UCCE 5 sites).		CED		CWD	CWD:	Year 1		ATF, pictures, event flyers
		X	CEI	X	LHD	LHD: Sub TBD	Q1 Q2 Q3 Q4 X X X X		
			MPR		AAA	AAA:	Year 2		
		X	C&C	X	UCCE	UCCE:	Q1 Q2 Q3 Q4 x x x x		
			TTA		CCC	CCC: :	Year 3		
							Q1 Q2 Q3 Q4 X X X X		*Contributes to annual objective 1.e,2.d,3.e
1.13	Identify, develop and support at least 1 PSE effort in each of at least 2 church sites to reach a minimum of 100 SNAP-Ed eligible individuals. The PSE effort will begin in year 2 and run through year 3.		CED		CWD	CWD:	Year 1		ATF, pictures, RE-AIM (PSE database)
			CEI	X	LHD	LHD: Sub TBD	Q1 Q2 Q3 Q4		
			MPR		AAA	AAA:			
		X	C&C	X	UCCE	UCCE:	Year 2		
		X	TTA		CCC	CCC: :	Q1 Q2 Q3 Q4 X X X X		
							Year 3		*Contributes to annual objective 2.b, 3.b

						<table><tr><td>Q1</td><td>Q2</td><td>Q3</td><td>Q4</td></tr><tr><td>X</td><td>X</td><td>X</td><td>X</td></tr></table>	Q1	Q2	Q3	Q4	X	X	X	X																																																
Q1	Q2	Q3	Q4																																																											
X	X	X	X																																																											
1.14	Utilize media, social media, blogs, and agency websites each year to promote and cross-promote at least 175 SNAP-Ed activities, success stories, events, community forums, and/or approved messaging, for a total of 525 over three years. Also in Objective 2 and 4.	<table><tr><td></td><td>CED</td></tr><tr><td>X</td><td>CEI</td></tr><tr><td></td><td>MPR</td></tr><tr><td>X</td><td>C&C</td></tr><tr><td></td><td>TTA</td></tr></table>		CED	X	CEI		MPR	X	C&C		TTA	<table><tr><td></td><td>CWD</td></tr><tr><td>X</td><td>LHD</td></tr><tr><td></td><td>AAA</td></tr><tr><td>X</td><td>UCCE</td></tr><tr><td></td><td>CCC</td></tr></table>		CWD	X	LHD		AAA	X	UCCE		CCC	CWD: LHD: All subs as appropriate AAA: UCCE: CCC: :	<table><tr><td colspan="4">Year 1</td></tr><tr><td>Q1</td><td>Q2</td><td>Q3</td><td>Q4</td></tr><tr><td>X</td><td>X</td><td>X</td><td>X</td></tr><tr><td colspan="4">Year 2</td></tr><tr><td>Q1</td><td>Q2</td><td>Q3</td><td>Q4</td></tr><tr><td>X</td><td>X</td><td>X</td><td>X</td></tr><tr><td colspan="4">Year 3</td></tr><tr><td>Q1</td><td>Q2</td><td>Q3</td><td>Q4</td></tr><tr><td>X</td><td>X</td><td>X</td><td>X</td></tr></table>	Year 1				Q1	Q2	Q3	Q4	X	X	X	X	Year 2				Q1	Q2	Q3	Q4	X	X	X	X	Year 3				Q1	Q2	Q3	Q4	X	X	X	X	On file: Facebook analytics, blog analytics,
	CED																																																													
X	CEI																																																													
	MPR																																																													
X	C&C																																																													
	TTA																																																													
	CWD																																																													
X	LHD																																																													
	AAA																																																													
X	UCCE																																																													
	CCC																																																													
Year 1																																																														
Q1	Q2	Q3	Q4																																																											
X	X	X	X																																																											
Year 2																																																														
Q1	Q2	Q3	Q4																																																											
X	X	X	X																																																											
Year 3																																																														
Q1	Q2	Q3	Q4																																																											
X	X	X	X																																																											

	leverage resources, provide consistent messaging, and enhance impact of funded activities, as appropriate. Please note, the FCHIP Physical Activity (PA) workgroup no longer meets and has joined the FCHIP Land Use and Planning Workgroup to align and leverage the PA efforts.				<table><tr><th colspan="4">Year 3</th></tr><tr><td>Q1</td><td>Q2</td><td>Q3</td><td>Q4</td></tr><tr><td>X</td><td>X</td><td>X</td><td>X</td></tr></table>	Year 3				Q1	Q2	Q3	Q4	X	X	X	X	*Contributes to annual objectives 1.b, 2.a, 2.b, 3.a, 3.b																																												
Year 3																																																														
Q1	Q2	Q3	Q4																																																											
X	X	X	X																																																											
1.17	Provide referrals to partner agencies both SNAP-Ed and non-SNAP-Ed to provide strategic coordinated nutrition and physical activity education to eligible SNAP-Ed population. For example, LHD will provide referrals to UCCE when receiving a request for services outside of the LHD six targeted communities.	<table><tr><td></td><td>CED</td></tr><tr><td></td><td>CEI</td></tr><tr><td></td><td>MPR</td></tr><tr><td>X</td><td>C&C</td></tr><tr><td></td><td>TTA</td></tr></table>		CED		CEI		MPR	X	C&C		TTA	<table><tr><td></td><td>CWD</td></tr><tr><td>X</td><td>LHD</td></tr><tr><td></td><td>AAA</td></tr><tr><td>X</td><td>UCCE</td></tr><tr><td></td><td>CCC</td></tr></table>		CWD	X	LHD		AAA	X	UCCE		CCC	CWD: LHD: All Subs as appropriate AAA: UCCE: CCC: :	<table><tr><th colspan="4">Year 1</th></tr><tr><td>Q1</td><td>Q2</td><td>Q3</td><td>Q4</td></tr><tr><td>X</td><td>X</td><td>X</td><td>X</td></tr></table> <table><tr><th colspan="4">Year 2</th></tr><tr><td>Q1</td><td>Q2</td><td>Q3</td><td>Q4</td></tr><tr><td>X</td><td>X</td><td>X</td><td>X</td></tr></table> <table><tr><th colspan="4">Year 3</th></tr><tr><td>Q1</td><td>Q2</td><td>Q3</td><td>Q4</td></tr><tr><td>X</td><td>X</td><td>X</td><td>X</td></tr></table>	Year 1				Q1	Q2	Q3	Q4	X	X	X	X	Year 2				Q1	Q2	Q3	Q4	X	X	X	X	Year 3				Q1	Q2	Q3	Q4	X	X	X	X	Referral Log, e-mails *Contributes to annual objective 1.e,2.d,3.e
	CED																																																													
	CEI																																																													
	MPR																																																													
X	C&C																																																													
	TTA																																																													
	CWD																																																													
X	LHD																																																													
	AAA																																																													
X	UCCE																																																													
	CCC																																																													
Year 1																																																														
Q1	Q2	Q3	Q4																																																											
X	X	X	X																																																											
Year 2																																																														
Q1	Q2	Q3	Q4																																																											
X	X	X	X																																																											
Year 3																																																														
Q1	Q2	Q3	Q4																																																											
X	X	X	X																																																											
1.18	Provide training and ongoing support to at least 60 (Sub A) adult and 100 (Sub A-30, 75-Sub B) youth champions to complete nutrition and	<table><tr><td></td><td>CED</td></tr><tr><td>X</td><td>CEI</td></tr><tr><td></td><td>MPR</td></tr><tr><td></td><td>C&C</td></tr><tr><td>X</td><td>TTA</td></tr></table>		CED	X	CEI		MPR		C&C	X	TTA	<table><tr><td></td><td>CWD</td></tr><tr><td>X</td><td>LHD</td></tr><tr><td></td><td>AAA</td></tr><tr><td></td><td>UCCE</td></tr><tr><td></td><td>CCC</td></tr></table>		CWD	X	LHD		AAA		UCCE		CCC	CWD: LHD: All Subs AAA: UCCE: CCC: :	<table><tr><th colspan="4">Year 1</th></tr><tr><td>Q1</td><td>Q2</td><td>Q3</td><td>Q4</td></tr><tr><td>X</td><td>X</td><td>X</td><td>X</td></tr></table> <table><tr><th colspan="4">Year 2</th></tr><tr><td>Q1</td><td>Q2</td><td>Q3</td><td>Q4</td></tr></table>	Year 1				Q1	Q2	Q3	Q4	X	X	X	X	Year 2				Q1	Q2	Q3	Q4	ATF On file: Sign-in sheets, agendas, evaluations, pictures, Champion Engagement System (tracking), identified project documentation *Contributes to annual objective 1.e,2.d,3.e																
	CED																																																													
X	CEI																																																													
	MPR																																																													
	C&C																																																													
X	TTA																																																													
	CWD																																																													
X	LHD																																																													
	AAA																																																													
	UCCE																																																													
	CCC																																																													
Year 1																																																														
Q1	Q2	Q3	Q4																																																											
X	X	X	X																																																											
Year 2																																																														
Q1	Q2	Q3	Q4																																																											

	physical activity PSE projects.					<table><tr><td>X</td><td>X</td><td>X</td><td>X</td></tr></table> <table><tr><td colspan="4">Year 3</td></tr><tr><td>Q1</td><td>Q2</td><td>Q3</td><td>Q4</td></tr><tr><td>X</td><td>X</td><td>X</td><td>X</td></tr></table>	X	X	X	X	Year 3				Q1	Q2	Q3	Q4	X	X	X	X																																								
X	X	X	X																																																											
Year 3																																																														
Q1	Q2	Q3	Q4																																																											
X	X	X	X																																																											
1.19	Train at least 5 new extenders each year for a total of 15, to provide nutrition and physical activity education to SNAP-Ed eligible population.	<table><tr><td></td><td>CED</td></tr><tr><td></td><td>CEI</td></tr><tr><td></td><td>MPR</td></tr><tr><td></td><td>C&C</td></tr><tr><td>X</td><td>TTA</td></tr></table>		CED		CEI		MPR		C&C	X	TTA	<table><tr><td></td><td>CWD</td></tr><tr><td></td><td>LHD</td></tr><tr><td></td><td>AAA</td></tr><tr><td>X</td><td>UCCE</td></tr><tr><td></td><td>CCC</td></tr></table>		CWD		LHD		AAA	X	UCCE		CCC	CWD: LHD: AAA: UCCE: CCC: :	<table><tr><td colspan="4">Year 1</td></tr><tr><td>Q1</td><td>Q2</td><td>Q3</td><td>Q4</td></tr><tr><td>X</td><td>X</td><td>X</td><td>X</td></tr></table> <table><tr><td colspan="4">Year 2</td></tr><tr><td>Q1</td><td>Q2</td><td>Q3</td><td>Q4</td></tr><tr><td>x</td><td>X</td><td>X</td><td>X</td></tr></table> <table><tr><td colspan="4">Year 3</td></tr><tr><td>Q1</td><td>Q2</td><td>Q3</td><td>Q4</td></tr><tr><td>X</td><td>X</td><td>X</td><td>X</td></tr></table>	Year 1				Q1	Q2	Q3	Q4	X	X	X	X	Year 2				Q1	Q2	Q3	Q4	x	X	X	X	Year 3				Q1	Q2	Q3	Q4	X	X	X	X	On file: Sign-in sheets, agendas, extender enrollment paperwork *Contributes to annual objective 1.e,2.d,3.e
	CED																																																													
	CEI																																																													
	MPR																																																													
	C&C																																																													
X	TTA																																																													
	CWD																																																													
	LHD																																																													
	AAA																																																													
X	UCCE																																																													
	CCC																																																													
Year 1																																																														
Q1	Q2	Q3	Q4																																																											
X	X	X	X																																																											
Year 2																																																														
Q1	Q2	Q3	Q4																																																											
x	X	X	X																																																											
Year 3																																																														
Q1	Q2	Q3	Q4																																																											
X	X	X	X																																																											
1.20	Registered Dietitians (RD) will provide ongoing nutrition and physical activity expertise to train and support UCCE staff, NEOP staff, NEOP subcontractors, and community Champions to increase knowledge and skills. RDs will provide their training and support to their respective agency staff and community champions.	<table><tr><td></td><td>CED</td></tr><tr><td></td><td>CEI</td></tr><tr><td></td><td>MPR</td></tr><tr><td></td><td>C&C</td></tr><tr><td>X</td><td>TTA</td></tr></table>		CED		CEI		MPR		C&C	X	TTA	<table><tr><td></td><td>CWD</td></tr><tr><td>X</td><td>LHD</td></tr><tr><td></td><td>AAA</td></tr><tr><td>X</td><td>UCCE</td></tr><tr><td></td><td>CCC</td></tr></table>		CWD	X	LHD		AAA	X	UCCE		CCC	CWD: LHD: Sub G AAA: UCCE: CCC: :	<table><tr><td colspan="4">Year 1</td></tr><tr><td>Q1</td><td>Q2</td><td>Q3</td><td>Q4</td></tr><tr><td>X</td><td>X</td><td>X</td><td>X</td></tr></table> <table><tr><td colspan="4">Year 2</td></tr><tr><td>Q1</td><td>Q2</td><td>Q3</td><td>Q4</td></tr><tr><td>X</td><td>X</td><td>X</td><td>X</td></tr></table> <table><tr><td colspan="4">Year 3</td></tr><tr><td>Q1</td><td>Q2</td><td>Q3</td><td>Q4</td></tr><tr><td>X</td><td>X</td><td>X</td><td>X</td></tr></table>	Year 1				Q1	Q2	Q3	Q4	X	X	X	X	Year 2				Q1	Q2	Q3	Q4	X	X	X	X	Year 3				Q1	Q2	Q3	Q4	X	X	X	X	On file: Staff Observation Forms, Training Agendas, RD notes, e-mails *Contributes to annual objective 1.e,2.d,3.e
	CED																																																													
	CEI																																																													
	MPR																																																													
	C&C																																																													
X	TTA																																																													
	CWD																																																													
X	LHD																																																													
	AAA																																																													
X	UCCE																																																													
	CCC																																																													
Year 1																																																														
Q1	Q2	Q3	Q4																																																											
X	X	X	X																																																											
Year 2																																																														
Q1	Q2	Q3	Q4																																																											
X	X	X	X																																																											
Year 3																																																														
Q1	Q2	Q3	Q4																																																											
X	X	X	X																																																											
1.21	Participate in at least 24 community events each year (LHD=12, UCCE=12),	<table><tr><td></td><td>CED</td></tr><tr><td>X</td><td>CEI</td></tr><tr><td></td><td>MPR</td></tr></table>		CED	X	CEI		MPR	<table><tr><td></td><td>CWD</td></tr><tr><td>X</td><td>LHD</td></tr><tr><td></td><td>AAA</td></tr></table>		CWD	X	LHD		AAA	CWD: LHD: All Subs as appropriate	<table><tr><td colspan="4">Year 1</td></tr><tr><td>Q1</td><td>Q2</td><td>Q3</td><td>Q4</td></tr><tr><td>X</td><td>X</td><td>X</td><td>X</td></tr></table>	Year 1				Q1	Q2	Q3	Q4	X	X	X	X	RTW, ATF, event flyer, event registration																																
	CED																																																													
X	CEI																																																													
	MPR																																																													
	CWD																																																													
X	LHD																																																													
	AAA																																																													
Year 1																																																														
Q1	Q2	Q3	Q4																																																											
X	X	X	X																																																											

	reaching at least 1,800 SNAP-Ed eligible population.		C&C TTA	X UCCE CCC	AAA: UCCE: CCC: :	Year 2 Q1 Q2 Q3 Q4 X X X X Year 3 Q1 Q2 Q3 Q4 X X X X	*Contributes to annual objective 1.e,2.d,3.e
1.22	Provide indirect nutrition education and food tastings in conjunction with food distributions to a minimum of 6000 SNAP-Ed eligible individuals annually		CED X CEI MPR C&C TTA	X CWD LHD AAA UCCE CCC	CWD: LHD: Sub B AAA: UCCE: CCC: :	Year 1 Q1 Q2 Q3 Q4 X X X X Year 2 Q1 Q2 Q3 Q4 X X X X Year 3 Q1 Q2 Q3 Q4 X X X X	ATF, food distribution flyer, pictures *Contributes to annual objective 1.e,2.d,3.e
1.23	Continue to host and maintain the online Nutrition and Physical Activity Resources website for SNAP-Ed eligible population. UCCE and LHD will collaborate with FCHIP to cross promote the Nutrition and Physical Activity website to SNAP-Ed eligible population.		CED CEI X MPR C&C TTA	X CWD LHD AAA X UCCE CCC	CWD: LHD: AAA: UCCE: CCC: :	Year 1 Q1 Q2 Q3 Q4 X X X X Year 2 Q1 Q2 Q3 Q4 X X X X Year 3 Q1 Q2 Q3 Q4 X X X X	Website: http://ucanr.edu/sites/resourcedirectory/ *Contributes to increased knowledge of PA opportunities in Fresno County for SNAP-Ed eligible population.
1.24	LHD Community Coordinator		CED CEI	X CWD LHD	CWD: LHD: All subs	Year 1 Q1 Q2 Q3 Q4 X X X X	RTF, ATF, Agendas, meeting notes, sign in sheets

	(Nutritionists) will convene at least 4 meetings in each target community to include UCCE, LHD subcontractors, community and agency champions, and other non-SNAP-Ed partners to strategically coordinate SNAP-Ed and non-SNAP-Ed activities, align and leverage resources, provide consistent messaging, and enhance impact of funded activities.	<table><tr><td></td><td>MPR</td></tr><tr><td>X</td><td>C&C</td></tr><tr><td></td><td>TTA</td></tr></table>		MPR	X	C&C		TTA	<table><tr><td></td><td>AAA</td></tr><tr><td>X</td><td>UCCE</td></tr><tr><td></td><td>CCC</td></tr></table>		AAA	X	UCCE		CCC	as appropriate AAA: UCCE: CCC: :	<table><tr><td colspan="4">Year 2</td></tr><tr><td>Q1</td><td>Q2</td><td>Q3</td><td>Q4</td></tr><tr><td>X</td><td>X</td><td>X</td><td>X</td></tr></table> <table><tr><td colspan="4">Year 3</td></tr><tr><td>Q1</td><td>Q2</td><td>Q3</td><td>Q4</td></tr><tr><td>X</td><td>X</td><td>X</td><td>X</td></tr></table>	Year 2				Q1	Q2	Q3	Q4	X	X	X	X	Year 3				Q1	Q2	Q3	Q4	X	X	X	X	*Contributes to all annual objectives																				
	MPR																																																													
X	C&C																																																													
	TTA																																																													
	AAA																																																													
X	UCCE																																																													
	CCC																																																													
Year 2																																																														
Q1	Q2	Q3	Q4																																																											
X	X	X	X																																																											
Year 3																																																														
Q1	Q2	Q3	Q4																																																											
X	X	X	X																																																											
1.25	Fresno LHD staff and evaluation staff will attend all CDPH-sponsored CX ³ trainings and meetings: <ul style="list-style-type: none">• CX3 orientation webinar• Empowering & Facilitating Community Voices• Geographic Information System (GIS) mapping	<table><tr><td></td><td>CED</td></tr><tr><td></td><td>CEI</td></tr><tr><td></td><td>MPR</td></tr><tr><td>X</td><td>C&C</td></tr><tr><td>X</td><td>TTA</td></tr></table>		CED		CEI		MPR	X	C&C	X	TTA	<table><tr><td></td><td>CWD</td></tr><tr><td>X</td><td>LHD</td></tr><tr><td></td><td>AAA</td></tr><tr><td></td><td>UCCE</td></tr><tr><td></td><td>CCC</td></tr></table>		CWD	X	LHD		AAA		UCCE		CCC	CWD: LHD: Sub F AAA: UCCE: CCC: :	<table><tr><td colspan="4">Year 1</td></tr><tr><td>Q1</td><td>Q2</td><td>Q3</td><td>Q4</td></tr><tr><td>X</td><td>X</td><td>X</td><td>X</td></tr></table> <table><tr><td colspan="4">Year 2</td></tr><tr><td>Q1</td><td>Q2</td><td>Q3</td><td>Q4</td></tr><tr><td></td><td></td><td></td><td></td></tr></table> <table><tr><td colspan="4">Year 3</td></tr><tr><td>Q1</td><td>Q2</td><td>Q3</td><td>Q4</td></tr><tr><td>X</td><td>X</td><td>X</td><td>X</td></tr></table>	Year 1				Q1	Q2	Q3	Q4	X	X	X	X	Year 2				Q1	Q2	Q3	Q4					Year 3				Q1	Q2	Q3	Q4	X	X	X	X	Webinar registration/agendas/recordings as available Meeting minutes *Contributes to annual objectives 1.d, 3.d
	CED																																																													
	CEI																																																													
	MPR																																																													
X	C&C																																																													
X	TTA																																																													
	CWD																																																													
X	LHD																																																													
	AAA																																																													
	UCCE																																																													
	CCC																																																													
Year 1																																																														
Q1	Q2	Q3	Q4																																																											
X	X	X	X																																																											
Year 2																																																														
Q1	Q2	Q3	Q4																																																											
Year 3																																																														
Q1	Q2	Q3	Q4																																																											
X	X	X	X																																																											

	<ul style="list-style-type: none"> • Survey/Field Work • Quarterly calls with CDPH • Others as needed <p>The training shall prepare for the neighborhood assessment of the nutrition and physical activity environment including:</p> <ul style="list-style-type: none"> • Walkability assessment around healthy food retail • Access to healthy foods in retail and alternative food sources (such as community gardens or farmers markets) • Marketing of and availability of healthy and unhealthy foods in retail and fast food outlets • Opportunities for PA • Identify food 					
--	--	--	--	--	--	--

	<div>deserts in eligible</div> <ul style="list-style-type: none">communitiesAssessment of food banks and emergency food outlets’ presence, policies, and food offerings																																																	
1.26	<div>GIS mapping—re-assess qualifying neighborhoods:</div> <ul style="list-style-type: none">Create updated lists of sites in two neighborhoods assessed in 2014 (to be reassessed in 2017) and four neighborhoods reassessed in 2016 (to be reassessed in 2019).LHD staff will conduct “windshield tours” to verify that GIS-generated lists are correct and updatedLHD and other	<table><tr><td></td><td>CED</td></tr><tr><td></td><td>CEI</td></tr><tr><td></td><td>MPR</td></tr><tr><td>X</td><td>C&C</td></tr><tr><td></td><td>TTA</td></tr></table>		CED		CEI		MPR	X	C&C		TTA	<table><tr><td></td><td>CWD</td></tr><tr><td>X</td><td>LHD</td></tr><tr><td></td><td>AAA</td></tr><tr><td></td><td>UCCE</td></tr><tr><td></td><td>CCC</td></tr></table>		CWD	X	LHD		AAA		UCCE		CCC	<div>CWD:</div> <div>LHD: Sub A, Sub F</div> <div>AAA:</div> <div>UCCE:</div> <div>CCC: :</div>	<div>Year 1</div> <table><tr><td>Q1</td><td>Q2</td><td>Q3</td><td>Q4</td></tr><tr><td></td><td>X</td><td>X</td><td></td></tr></table> <div>Year 2</div> <table><tr><td>Q1</td><td>Q2</td><td>Q3</td><td>Q4</td></tr><tr><td></td><td></td><td></td><td></td></tr></table> <div>Year 3</div> <table><tr><td>Q1</td><td>Q2</td><td>Q3</td><td>Q4</td></tr><tr><td></td><td>X</td><td>X</td><td></td></tr></table>	Q1	Q2	Q3	Q4		X	X		Q1	Q2	Q3	Q4					Q1	Q2	Q3	Q4		X	X		<div>Lists of sites that will be assessed in each of the two Fresno neighborhoods in year one and each of the two neighborhoods in year 3.</div> <div>List of Champions that were engaged in the Tier 1 process</div> <div>List of Champions that are interested in assisting with data collection</div> <div>*Contributes to annual objectives 1.d, 3.d</div>
	CED																																																	
	CEI																																																	
	MPR																																																	
X	C&C																																																	
	TTA																																																	
	CWD																																																	
X	LHD																																																	
	AAA																																																	
	UCCE																																																	
	CCC																																																	
Q1	Q2	Q3	Q4																																															
	X	X																																																
Q1	Q2	Q3	Q4																																															
Q1	Q2	Q3	Q4																																															
	X	X																																																

	subcontractors will engage Champions about the process and create a list of those who might be interested in assisting with data collection																																																													
1.27	Field work/surveying <ul style="list-style-type: none">Organize LHD staff and partners to assist in the CX3 neighborhood data collection using CX3 tools and methods; this includes creating a schedule and neighborhood assignments for staff and ChampionsConduct training for local Champions who might participate in data collectionCreate protocol for handling data	<table><tr><td></td><td>CED</td></tr><tr><td></td><td>CEI</td></tr><tr><td></td><td>MPR</td></tr><tr><td>X</td><td>C&C</td></tr><tr><td></td><td>TTA</td></tr></table>		CED		CEI		MPR	X	C&C		TTA	<table><tr><td></td><td>CWD</td></tr><tr><td>X</td><td>LHD</td></tr><tr><td></td><td>AAA</td></tr><tr><td></td><td>UCCE</td></tr><tr><td></td><td>CCC</td></tr></table>		CWD	X	LHD		AAA		UCCE		CCC	CWD: LHD: Sub A, Sub F AAA: UCCE: CCC: :	<table><tr><td colspan="4">Year 1</td></tr><tr><td>Q1</td><td>Q2</td><td>Q3</td><td>Q4</td></tr><tr><td></td><td></td><td>X</td><td></td></tr></table> <table><tr><td colspan="4">Year 2</td></tr><tr><td>Q1</td><td>Q2</td><td>Q3</td><td>Q4</td></tr><tr><td></td><td></td><td></td><td></td></tr></table> <table><tr><td colspan="4">Year 3</td></tr><tr><td>Q1</td><td>Q2</td><td>Q3</td><td>Q4</td></tr><tr><td></td><td></td><td>X</td><td></td></tr></table>	Year 1				Q1	Q2	Q3	Q4			X		Year 2				Q1	Q2	Q3	Q4					Year 3				Q1	Q2	Q3	Q4			X		Schedule and maps with data collector assignments Training agenda for Champions who will participate in data collection Protocol document for handling of forms List of completed assessment sites Data Base *Contributes to annual objectives 1.d, 3.d
	CED																																																													
	CEI																																																													
	MPR																																																													
X	C&C																																																													
	TTA																																																													
	CWD																																																													
X	LHD																																																													
	AAA																																																													
	UCCE																																																													
	CCC																																																													
Year 1																																																														
Q1	Q2	Q3	Q4																																																											
		X																																																												
Year 2																																																														
Q1	Q2	Q3	Q4																																																											
Year 3																																																														
Q1	Q2	Q3	Q4																																																											
		X																																																												

	<div>collection forms</div> <ul style="list-style-type: none">Collect all assessments in Fresno County neighborhoods being reassessed in Year 1 and Year 3.																																																	
1.28	<div>Data analysis</div> <ul style="list-style-type: none">LHD staff will work with evaluation staff to compile forms to input data from completed formsLHD staff will work with evaluation staff to fill in any missing information on forms; this might require staff to return to sites to collect missing data	<table><tr><td></td><td>CED</td></tr><tr><td></td><td>CEI</td></tr><tr><td></td><td>MPR</td></tr><tr><td>X</td><td>C&C</td></tr><tr><td></td><td>TTA</td></tr></table>		CED		CEI		MPR	X	C&C		TTA	<table><tr><td></td><td>CWD</td></tr><tr><td>X</td><td>LHD</td></tr><tr><td></td><td>AAA</td></tr><tr><td></td><td>UCCE</td></tr><tr><td></td><td>CCC</td></tr></table>		CWD	X	LHD		AAA		UCCE		CCC	CWD: LHD: Sub F AAA: UCCE: CCC: :	<div>Year 1</div> <table><tr><td>Q1</td><td>Q2</td><td>Q3</td><td>Q4</td></tr><tr><td></td><td></td><td></td><td>X</td></tr></table> <div>Year 2</div> <table><tr><td>Q1</td><td>Q2</td><td>Q3</td><td>Q4</td></tr><tr><td></td><td></td><td></td><td></td></tr></table> <div>Year 3</div> <table><tr><td>Q1</td><td>Q2</td><td>Q3</td><td>Q4</td></tr><tr><td></td><td></td><td></td><td>X</td></tr></table>	Q1	Q2	Q3	Q4				X	Q1	Q2	Q3	Q4					Q1	Q2	Q3	Q4				X	<div>Final analysis spreadsheet</div> <div>*Contributes to annual objectives 1.d, 3.d</div>
	CED																																																	
	CEI																																																	
	MPR																																																	
X	C&C																																																	
	TTA																																																	
	CWD																																																	
X	LHD																																																	
	AAA																																																	
	UCCE																																																	
	CCC																																																	
Q1	Q2	Q3	Q4																																															
			X																																															
Q1	Q2	Q3	Q4																																															
Q1	Q2	Q3	Q4																																															
			X																																															
1.29	<div>Create dissemination tools</div> <ul style="list-style-type: none">LHD and evaluation staff will participate in	<table><tr><td></td><td>CED</td></tr><tr><td></td><td>CEI</td></tr><tr><td></td><td>MPR</td></tr><tr><td>X</td><td>C&C</td></tr><tr><td></td><td>TTA</td></tr></table>		CED		CEI		MPR	X	C&C		TTA	<table><tr><td></td><td>CWD</td></tr><tr><td>X</td><td>LHD</td></tr><tr><td></td><td>AAA</td></tr><tr><td></td><td>UCCE</td></tr><tr><td></td><td>CCC</td></tr></table>		CWD	X	LHD		AAA		UCCE		CCC	CWD: LHD: Sub F AAA: UCCE: CCC: :	<div>Year 1</div> <table><tr><td>Q1</td><td>Q2</td><td>Q3</td><td>Q4</td></tr><tr><td></td><td></td><td></td><td>X</td></tr></table> <div>Year 2</div> <table><tr><td>Q1</td><td>Q2</td><td>Q3</td><td>Q4</td></tr><tr><td></td><td></td><td></td><td></td></tr></table>	Q1	Q2	Q3	Q4				X	Q1	Q2	Q3	Q4					<div>CX3 communication tools</div> <div>*Contributes to annual objectives 1.d, 3.d</div>								
	CED																																																	
	CEI																																																	
	MPR																																																	
X	C&C																																																	
	TTA																																																	
	CWD																																																	
X	LHD																																																	
	AAA																																																	
	UCCE																																																	
	CCC																																																	
Q1	Q2	Q3	Q4																																															
			X																																															
Q1	Q2	Q3	Q4																																															

	“How to read and interpret your data” webinar with CDPH staff LHD and evaluation staff will use CDPH-approved communication templates to be able to disseminate results to various audiences and to tailor PSE interventions				<table><tr><td></td><td></td><td></td><td></td></tr><tr><td colspan="4">Year 3</td></tr><tr><td>Q1</td><td>Q2</td><td>Q3</td><td>Q4</td></tr><tr><td></td><td></td><td></td><td>X</td></tr></table>					Year 3				Q1	Q2	Q3	Q4				X																																									
Year 3																																																														
Q1	Q2	Q3	Q4																																																											
			X																																																											
1.30	LHD, LHD subcontractors and other obesity prevention partners will participate in at least 8 FCHIP Diabetes Collaborative workgroup meetings to align and leverage resources, provide consistent messaging, and enhance impact of funded activities, as appropriate.	<table><tr><td></td><td>CED</td></tr><tr><td></td><td>CEI</td></tr><tr><td></td><td>MPR</td></tr><tr><td>X</td><td>C&C</td></tr><tr><td></td><td>TTA</td></tr></table>		CED		CEI		MPR	X	C&C		TTA	<table><tr><td></td><td>CWD</td></tr><tr><td>X</td><td>LHD</td></tr><tr><td></td><td>AAA</td></tr><tr><td></td><td>UCCE</td></tr><tr><td></td><td>CCC</td></tr></table>		CWD	X	LHD		AAA		UCCE		CCC	CWD: LHD: AAA: UCCE: CCC:	<table><tr><td colspan="4">Year 1</td></tr><tr><td>Q1</td><td>Q2</td><td>Q3</td><td>Q4</td></tr><tr><td>x</td><td>x</td><td>x</td><td>x</td></tr><tr><td colspan="4">Year 2</td></tr><tr><td>Q1</td><td>Q2</td><td>Q3</td><td>Q4</td></tr><tr><td>x</td><td>x</td><td>x</td><td>x</td></tr><tr><td colspan="4">Year 3</td></tr><tr><td>Q1</td><td>Q2</td><td>Q3</td><td>Q4</td></tr><tr><td>x</td><td>x</td><td>x</td><td>x</td></tr></table>	Year 1				Q1	Q2	Q3	Q4	x	x	x	x	Year 2				Q1	Q2	Q3	Q4	x	x	x	x	Year 3				Q1	Q2	Q3	Q4	x	x	x	x	ATF On file: Agenda, notes *Contributes to CNAP requirement and annual objectives 1.e,2.d,3.e
	CED																																																													
	CEI																																																													
	MPR																																																													
X	C&C																																																													
	TTA																																																													
	CWD																																																													
X	LHD																																																													
	AAA																																																													
	UCCE																																																													
	CCC																																																													
Year 1																																																														
Q1	Q2	Q3	Q4																																																											
x	x	x	x																																																											
Year 2																																																														
Q1	Q2	Q3	Q4																																																											
x	x	x	x																																																											
Year 3																																																														
Q1	Q2	Q3	Q4																																																											
x	x	x	x																																																											
1.31	Explore and identify both approved and emerging curricula to build the capacity of staff and Champions to identify, lead, and support community-driven PSE in six targeted communities.	<table><tr><td></td><td>CED</td></tr><tr><td></td><td>CEI</td></tr><tr><td></td><td>MPR</td></tr><tr><td>X</td><td>C&C</td></tr><tr><td></td><td>TTA</td></tr></table>		CED		CEI		MPR	X	C&C		TTA	<table><tr><td></td><td>CWD</td></tr><tr><td>X</td><td>LHD</td></tr><tr><td></td><td>AAA</td></tr><tr><td></td><td>UCCE</td></tr><tr><td></td><td>CCC</td></tr></table>		CWD	X	LHD		AAA		UCCE		CCC	CWD: LHD: Sub F, Sub A AAA: UCCE: CCC:	<table><tr><td colspan="4">Year 1</td></tr><tr><td>Q1</td><td>Q2</td><td>Q3</td><td>Q4</td></tr><tr><td>x</td><td>x</td><td>x</td><td>x</td></tr><tr><td colspan="4">Year 2</td></tr><tr><td>Q1</td><td>Q2</td><td>Q3</td><td>Q4</td></tr><tr><td></td><td></td><td></td><td></td></tr><tr><td colspan="4">Year 3</td></tr></table>	Year 1				Q1	Q2	Q3	Q4	x	x	x	x	Year 2				Q1	Q2	Q3	Q4					Year 3				On file: meeting notes, sample curricula *Contributes to annual objectives 1.b,2.a, 2.b,3.a, 3.b								
	CED																																																													
	CEI																																																													
	MPR																																																													
X	C&C																																																													
	TTA																																																													
	CWD																																																													
X	LHD																																																													
	AAA																																																													
	UCCE																																																													
	CCC																																																													
Year 1																																																														
Q1	Q2	Q3	Q4																																																											
x	x	x	x																																																											
Year 2																																																														
Q1	Q2	Q3	Q4																																																											
Year 3																																																														

						<table><tr><td>Q1</td><td>Q2</td><td>Q3</td><td>Q4</td></tr><tr><td></td><td></td><td></td><td></td></tr></table>	Q1	Q2	Q3	Q4																																																				
Q1	Q2	Q3	Q4																																																											
1.32	To prepare staff to build Champion capacity and support community-driven PSE, conduct a staff training using the selected curriculum(a). Throughout the training, staff will learn how to apply community-driven PSE strategies and techniques and how to deliver the training to Champions.	<table><tr><td></td><td>CED</td></tr><tr><td></td><td>CEI</td></tr><tr><td></td><td>MPR</td></tr><tr><td>X</td><td>C&C</td></tr><tr><td>x</td><td>TTA</td></tr></table>		CED		CEI		MPR	X	C&C	x	TTA	<table><tr><td></td><td>CWD</td></tr><tr><td>X</td><td>LHD</td></tr><tr><td></td><td>AAA</td></tr><tr><td></td><td>UCCE</td></tr><tr><td></td><td>CCC</td></tr></table>		CWD	X	LHD		AAA		UCCE		CCC	CWD: LHD: All subs as appropriate AAA: UCCE: CCC:	<table><tr><td colspan="4">Year 1</td></tr><tr><td>Q1</td><td>Q2</td><td>Q3</td><td>Q4</td></tr><tr><td>x</td><td>x</td><td>x</td><td>x</td></tr></table> <table><tr><td colspan="4">Year 2</td></tr><tr><td>Q1</td><td>Q2</td><td>Q3</td><td>Q4</td></tr><tr><td></td><td></td><td></td><td></td></tr></table> <table><tr><td colspan="4">Year 3</td></tr><tr><td>Q1</td><td>Q2</td><td>Q3</td><td>Q4</td></tr><tr><td></td><td></td><td></td><td></td></tr></table>	Year 1				Q1	Q2	Q3	Q4	x	x	x	x	Year 2				Q1	Q2	Q3	Q4					Year 3				Q1	Q2	Q3	Q4					ATF On file: curricula, training agenda and materials, sign in sheet, pictures, evaluations *Contributes to annual objectives 1.b,2.a, 2.b,3.a, 3.b
	CED																																																													
	CEI																																																													
	MPR																																																													
X	C&C																																																													
x	TTA																																																													
	CWD																																																													
X	LHD																																																													
	AAA																																																													
	UCCE																																																													
	CCC																																																													
Year 1																																																														
Q1	Q2	Q3	Q4																																																											
x	x	x	x																																																											
Year 2																																																														
Q1	Q2	Q3	Q4																																																											
Year 3																																																														
Q1	Q2	Q3	Q4																																																											
1.33	Conduct at least 3 trainings with Champions from six targeted communities using the capacity-building PSE curricula.	<table><tr><td></td><td>CED</td></tr><tr><td></td><td>CEI</td></tr><tr><td></td><td>MPR</td></tr><tr><td>X</td><td>C&C</td></tr><tr><td>X</td><td>TTA</td></tr></table>		CED		CEI		MPR	X	C&C	X	TTA	<table><tr><td></td><td>CWD</td></tr><tr><td>X</td><td>LHD</td></tr><tr><td></td><td>AAA</td></tr><tr><td></td><td>UCCE</td></tr><tr><td></td><td>CCC</td></tr></table>		CWD	X	LHD		AAA		UCCE		CCC	CWD: LHD: Sub A AAA: UCCE: CCC:	<table><tr><td colspan="4">Year 1</td></tr><tr><td>Q1</td><td>Q2</td><td>Q3</td><td>Q4</td></tr><tr><td></td><td></td><td></td><td></td></tr></table> <table><tr><td colspan="4">Year 2</td></tr><tr><td>Q1</td><td>Q2</td><td>Q3</td><td>Q4</td></tr><tr><td>x</td><td>x</td><td>x</td><td>x</td></tr></table> <table><tr><td colspan="4">Year 3</td></tr><tr><td>Q1</td><td>Q2</td><td>Q3</td><td>Q4</td></tr><tr><td></td><td></td><td></td><td></td></tr></table>	Year 1				Q1	Q2	Q3	Q4					Year 2				Q1	Q2	Q3	Q4	x	x	x	x	Year 3				Q1	Q2	Q3	Q4					ATF On file: curricula, training agenda and materials, sign in sheet, pictures, evaluations *Contributes to annual objectives 1.b,2.a, 2.b,3.a, 3.b
	CED																																																													
	CEI																																																													
	MPR																																																													
X	C&C																																																													
X	TTA																																																													
	CWD																																																													
X	LHD																																																													
	AAA																																																													
	UCCE																																																													
	CCC																																																													
Year 1																																																														
Q1	Q2	Q3	Q4																																																											
Year 2																																																														
Q1	Q2	Q3	Q4																																																											
x	x	x	x																																																											
Year 3																																																														
Q1	Q2	Q3	Q4																																																											
1.34	Conduct at least 3 trainings with Champions from six targeted communities using the capacity-building PSE curricula.	<table><tr><td></td><td>CED</td></tr><tr><td></td><td>CEI</td></tr><tr><td></td><td>MPR</td></tr><tr><td>X</td><td>C&C</td></tr><tr><td>X</td><td>TTA</td></tr></table>		CED		CEI		MPR	X	C&C	X	TTA	<table><tr><td></td><td>CWD</td></tr><tr><td>X</td><td>LHD</td></tr><tr><td></td><td>AAA</td></tr><tr><td></td><td>UCCE</td></tr><tr><td></td><td>CCC</td></tr></table>		CWD	X	LHD		AAA		UCCE		CCC	CWD: LHD: Sub A AAA: UCCE: CCC:	<table><tr><td colspan="4">Year 1</td></tr><tr><td>Q1</td><td>Q2</td><td>Q3</td><td>Q4</td></tr><tr><td></td><td></td><td></td><td></td></tr></table> <table><tr><td colspan="4">Year 2</td></tr><tr><td>Q1</td><td>Q2</td><td>Q3</td><td>Q4</td></tr><tr><td></td><td></td><td></td><td></td></tr></table>	Year 1				Q1	Q2	Q3	Q4					Year 2				Q1	Q2	Q3	Q4					ATF On file: curricula, training agenda and materials, sign in sheet, pictures, evaluations *Contributes to annual objectives 1.b,2.a, 2.b,3.a, 3.b												
	CED																																																													
	CEI																																																													
	MPR																																																													
X	C&C																																																													
X	TTA																																																													
	CWD																																																													
X	LHD																																																													
	AAA																																																													
	UCCE																																																													
	CCC																																																													
Year 1																																																														
Q1	Q2	Q3	Q4																																																											
Year 2																																																														
Q1	Q2	Q3	Q4																																																											

					<table><tr><th colspan="4">Year 3</th></tr><tr><th>Q1</th><th>Q2</th><th>Q3</th><th>Q4</th></tr><tr><td>X</td><td>X</td><td>X</td><td>X</td></tr></table>	Year 3				Q1	Q2	Q3	Q4	X	X	X	X	3.b
Year 3																		
Q1	Q2	Q3	Q4															
X	X	X	X															

***Intervention Categories Legend**

CED = Community/Nutrition and Physical Activity Education Direct; **CEI** = Community/Nutrition and Physical Activity Education Indirect; **MPR** = Media, Social Media, Public Relations and Messaging; **C&C** = Coordination and Collaboration; **TTA** = Training and Technical Assistance

****Time Frame: Year & Quarter:**

Year 1 (FFY 2017); Year 2 (FFY 2018); Year 3 (FFY 2019)

Qtr. 1 (Oct. 1-Dec. 31); Qtr. 2 (Jan. 1-March 31); Qtr. 3 (Apr. 1-Jun. 30); Qtr. 4 (Jul. 1-Sept.30)

Educational Materials, Resources, and Curriculum

Activity Number	Curriculum, Toolkit, Resource Name	SNAP-Ed Agency(ies)		Level of Evidence Base	
1.5	Eating Smart, Being Active			X	Research Tested
1.6			CWD		Practice Tested
			LHD		Emerging
			AAA		N/A - Please describe below:
		X	UCCE		
			CCC		

1.6 1.9 1.10 1.11	Eat Healthy, Be Active Community Workshops	<table><tr><td></td><td>CWD</td></tr><tr><td></td><td>LHD</td></tr><tr><td></td><td>AAA</td></tr><tr><td>X</td><td>UCCE</td></tr><tr><td></td><td>CCC</td></tr></table>		CWD		LHD		AAA	X	UCCE		CCC	<table><tr><td>X</td><td>Research Tested</td></tr><tr><td></td><td>Practice Tested</td></tr><tr><td></td><td>Emerging</td></tr><tr><td></td><td>N/A - Please describe below:</td></tr></table>	X	Research Tested		Practice Tested		Emerging		N/A - Please describe below:
	CWD																				
	LHD																				
	AAA																				
X	UCCE																				
	CCC																				
X	Research Tested																				
	Practice Tested																				
	Emerging																				
	N/A - Please describe below:																				
1.5 1.6 1.7 1.11	Eat Smart, Live Strong	<table><tr><td></td><td>CWD</td></tr><tr><td></td><td>LHD</td></tr><tr><td></td><td>AAA</td></tr><tr><td>X</td><td>UCCE</td></tr><tr><td></td><td>CCC</td></tr></table>		CWD		LHD		AAA	X	UCCE		CCC	<table><tr><td></td><td>Research Tested</td></tr><tr><td>X</td><td>Practice Tested</td></tr><tr><td></td><td>Emerging</td></tr><tr><td></td><td>N/A - Please describe below:</td></tr></table>		Research Tested	X	Practice Tested		Emerging		N/A - Please describe below:
	CWD																				
	LHD																				
	AAA																				
X	UCCE																				
	CCC																				
	Research Tested																				
X	Practice Tested																				
	Emerging																				
	N/A - Please describe below:																				
1.5 1.6 1.7	Plan, Shop, Save, and Cook	<table><tr><td></td><td>CWD</td></tr><tr><td></td><td>LHD</td></tr><tr><td></td><td>AAA</td></tr><tr><td>X</td><td>UCCE</td></tr><tr><td></td><td>CCC</td></tr></table>		CWD		LHD		AAA	X	UCCE		CCC	<table><tr><td></td><td>Research Tested</td></tr><tr><td>X</td><td>Practice Tested</td></tr><tr><td></td><td>Emerging</td></tr><tr><td></td><td>N/A - Please describe below:</td></tr></table>		Research Tested	X	Practice Tested		Emerging		N/A - Please describe below:
	CWD																				
	LHD																				
	AAA																				
X	UCCE																				
	CCC																				
	Research Tested																				
X	Practice Tested																				
	Emerging																				
	N/A - Please describe below:																				
1.9 1.12 1.22	Interactive Displays – Milk is for Me, 5 Ways to Save, MyPlate, ReThink Your Drink	<table><tr><td></td><td>CWD</td></tr><tr><td></td><td>LHD</td></tr></table>		CWD		LHD	<table><tr><td></td><td>Research Tested</td></tr><tr><td>X</td><td>Practice Tested</td></tr><tr><td></td><td>Emerging</td></tr></table>		Research Tested	X	Practice Tested		Emerging								
	CWD																				
	LHD																				
	Research Tested																				
X	Practice Tested																				
	Emerging																				

			AAA		N/A - Please describe below:
		X	UCCE		
			CCC		
1.19	Smarter Lunchrooms Movement Materials - www.smarterlunchrooms.org		CWD	X	Research Tested
			LHD		Practice Tested
			AAA		Emerging
		X	UCCE		N/A - Please describe below:
			CCC		
1.5 1.6 1.7	USDA MyPlate Posters		CWD	X	Research Tested
			LHD		Practice Tested
			AAA		Emerging
		X	UCCE		N/A - Please describe below:
			CCC		
1.14	Constant Contact		CWD		Research Tested
			LHD		Practice Tested
			AAA		Emerging
		X	UCCE	X	N/A - Please describe below: Marketing Website
			CCC		
1.14	UCCE Fresno County Website: http://ucanr.edu/sites/fresnonutrition/		CWD		Research Tested
			LHD		Practice Tested
			AAA		Emerging
		X	UCCE	X	N/A - Please describe below: UC CalFresh Website
			CCC		
1.24	UC CalFresh Nutrition and Physical Activity Resources Website: http://http://ucanr.edu/sites/resourcedirectory/		CWD		Research Tested

			LHD		Practice Tested
			AAA		Emerging
		X	UCCE	X	N/A - Please describe below: UC CalFresh Nutrition and Physical Activity Resources Website
			CCC		
1.2, 1.8, 1.9, 1.10, 1.11, 1.12, 1.21, 1.22	My Plate Ten Tips Nutrition Education Series (Hmong, Spanish, English)		CWD		Research Tested
		x	LHD		Practice Tested
			AAA	x	Emerging
			UCCE		N/A – Please describe below:
			CCC		Approved SNAP-Ed resource materials
1.2, 1.9, 1.11, 1.12, 1.22	Harvest of the Month handouts (California)		CWD		Research Tested
		x	LHD	x	Practice Tested
			AAA		Emerging
			UCCE		N/A - Please describe below:
			CCC		
1.9, 1.11, 1.22	NEOPB Cookbooks (Flavors of My Kitchen (Eng/Spa), Everyday Healthy Meals (Eng/Spa), Healthy Latino Recipes (Eng/Spa), Soulful Recipes		CWD		Research Tested
		x	LHD		Practice Tested
			AAA		Emerging
			UCCE	x	N/A – Please describe below: Approved SNAP-Ed resource materials
			CCC		
1.8	SPARK, Sports, Play & Active Recreation for Kids Program for Preschool through 12 th and			x	Research Tested

1.18	afterschool.		CWD			Practice Tested
		x	LHD			Emerging
			AAA			N/A - Please describe below:
			UCCE			
			CCC			
1.8, 1.9, 1.10, 1.11, 1.12, 1.21, 1.22	EatFresh.org		CWD			Research Tested
		x	LHD			Practice Tested
			AAA	x		Emerging
			UCCE			N/A - Please describe below:
			CCC			
1.8, 1.10, 1.11	NEOPB, Power Play! Fit Deck Power Cards		CWD			Research Tested
		x	LHD			Practice Tested
			AAA			Emerging
			UCCE	x		N/A - Please describe below: Approved SNAP-Ed resource materials
			CCC			
1.8	NEOPB, Rethink Your Drink – High School Lessons		CWD			Research Tested
		x	LHD			Practice Tested
			AAA			Emerging
			UCCE			N/A - Please describe below:
			CCC			
1.2, 1.8, 1.9, 1.10, 1.11, 1.12, 1.21, 1.22	USDA MyPlate Posters		CWD			Research Tested
		x	LHD			Practice Tested
			AAA			Emerging
			UCCE	x		N/A - Please describe below: Approved SNAP-
			CCC			

				Ed Resource Materials
1.9, 1.10, 1.11, 1.12, 1.21, 1.22	Prevent Portion Distortion handout (Spanish, English) http://food.unl.edu/freeprevent-portion-distortion-powerpoint		CWD	Research Tested
		X	LHD	Practice Tested
			AAA	Emerging
			UCCE	x N/A – Please describe below: University of Nebraska Extension
			CCC	
1.9, 1.10, 1.11	Cooking Matters		CWD	x Research Tested
		x	LHD	Practice Tested
			AAA	Emerging
			UCCE	N/A – Please describe below:
			CCC	
1.1, 1.10, 1.11, 1.18	Project Lean Parent Lesson Plans: Advocating for Healthier School Environments		CWD	Research Tested
		x	LHD	x Practice Tested
			AAA	Emerging
			UCCE	N/A - Please describe below:
			CCC	
1.1 1.18	Project Lean Parent's in Action		CWD	Research Tested
		x	LHD	Practice Tested
			AAA	Emerging
			UCCE	x N/A - Please describe below: Approved SNAP-Ed Resource Materials
			CCC	
1.2, 1.8, 1.9, 1.10	NEOPB Recipe Cards			Research Tested

1.11, 1.12, 1.21, 1.22			CWD			Practice Tested
		x	LHD			Emerging
			AAA	x		N/A – Please describe below: Approved SNAP-Ed Resource Materials
			UCCE			
			CCC			
1.2, 1.8, 1.9, 1.10, 1.11, 1.12 1.21, 1.22	Dairy Council Beverages: Make Every Sip Count		CWD			Research Tested
		x	LHD			Practice Tested
			AAA	x		Emerging
			UCCE			N/A - Please describe below: Approved SNAP-Ed Resource Materials – Dairy Council of California
			CCC			
1.9 1.10	Latino Campaign, Toolbox for Community Educators		CWD			Research Tested
		x	LHD	x		Practice Tested
			AAA			Emerging
			UCCE			N/A - Please describe below:
			CCC			
1.18, 1.25, 1.26, 1.27 1.28, 1.29	CX3 Field Surveys, Communication Tools: Templates for English and Spanish Neighborhood Fact Sheet, and Scorecards for Neighborhood Markets, Individual stores, and Fast Food		CWD			Research Tested
		x	LHD	x		Practice Tested
			AAA			Emerging
			UCCE			N/A - Please describe below:
			CCC			
1.9 1.10	Body and Soul		CWD			Research Tested
				x		Practice Tested

1.11 1.13		x	LHD		Emerging
			AAA		N/A - Please describe below:
			UCCE		
			CCC		
1.1, 1.3 1.8, 1.10 1.13,1.16 1.18,1.24	CDPH Policy Systems and Environmental Change Resource Guide: Strategies for Increased Access to Healthy Tools, Beverages and Physical Activity		CWD		Research Tested
		x	LHD		Practice Tested
			AAA	x	Emerging
			UCCE		N/A - Please describe below: Approved SNAP-Ed Resource Material
			CCC		
1.8, 1.10, 1.11, 1.13 1.18, 1.24	CDPH Physical Activity Resource Guide Implementing Physical Activity Programs for SNAP-Ed Eligible Population		CWD		Research Tested
		x	LHD		Practice Tested
			AAA	x	Emerging
			UCCE		N/A - Please describe below: Approved SNAP-Ed Resource Material
			CCC		
1.1, 1.8, 1.13, 1.18 1.24	Youth Participatory Action Research Project		CWD	x	Research Tested
		x	LHD		Practice Tested
			AAA	x	Emerging
			UCCE		N/A - Please describe below:
			CCC		
1.1, 1.9, 1.10, 1.11 1.14, 1.18 1.20,1.22	Champions for Change (CA)		CWD	x	Research Tested
		x	LHD		Practice Tested
			AAA		Emerging
			UCCE		N/A - Please describe below:

			CCC		
1.8	Children's Power Play Initiative (CA)		CWD		Research Tested
		x	LHD	x	Practice Tested
			AAA		Emerging
			UCCE		N/A - Please describe below:
			CCC		
1.9	Eat Right When Money's Tight		CWD		Research Tested
1.10		x	LHD	x	Practice Tested
1.11			AAA		Emerging
			UCCE		N/A - Please describe below:
			CCC		

Evaluation Activities (FFY 2017 - FFY 2019)

Activity Number	Evaluation Activity Description	Formative	Process	Outcome or Impact	Responsible SNAP-Ed Agency(ies)		Time Frame: Year & Quarter** Check all that apply	Tool/Documentation														
E.1.1	On an on-going basis, record SNAP-Ed activities, sites, participants reached, and other required	<input type="checkbox"/>	<input checked="" type="checkbox"/>	<input type="checkbox"/>	<input type="checkbox"/> CWD	<input checked="" type="checkbox"/> LHD	<table><tr><th colspan="4">Year 1</th></tr><tr><th>Q1</th><th>Q2</th><th>Q3</th><th>Q4</th></tr><tr><td>x</td><td>x</td><td>x</td><td>x</td></tr></table>	Year 1				Q1	Q2	Q3	Q4	x	x	x	x	<input checked="" type="checkbox"/>	EARS/ATF	
Year 1																						
Q1	Q2	Q3	Q4																			
x	x	x	x																			
								<input type="checkbox"/>	PSE RE-AIM													

	elements for USDA’s SNAP-Ed Education and Administration Reporting System.				<table><tr><td></td><td>AAA</td></tr><tr><td></td><td>UCCE</td></tr><tr><td></td><td>CCC</td></tr></table>		AAA		UCCE		CCC	<table><tr><th colspan="4">Year 2</th></tr><tr><th>Q1</th><th>Q2</th><th>Q3</th><th>Q4</th></tr><tr><td>x</td><td>x</td><td>x</td><td>X</td></tr></table> <table><tr><th colspan="4">Year 3</th></tr><tr><th>Q1</th><th>Q2</th><th>Q3</th><th>Q4</th></tr><tr><td>X</td><td>X</td><td>X</td><td>X</td></tr></table>	Year 2				Q1	Q2	Q3	Q4	x	x	x	X	Year 3				Q1	Q2	Q3	Q4	X	X	X	X	<table><tr><td></td><td>Report</td></tr><tr><td></td><td>UC CalFresh Workbook</td></tr><tr><td></td><td>Food Behavior Checklist</td></tr><tr><td></td><td>UC Intent to Change</td></tr></table> List other:		Report		UC CalFresh Workbook		Food Behavior Checklist		UC Intent to Change																		
	AAA																																																														
	UCCE																																																														
	CCC																																																														
Year 2																																																															
Q1	Q2	Q3	Q4																																																												
x	x	x	X																																																												
Year 3																																																															
Q1	Q2	Q3	Q4																																																												
X	X	X	X																																																												
	Report																																																														
	UC CalFresh Workbook																																																														
	Food Behavior Checklist																																																														
	UC Intent to Change																																																														
E.1.2	Continue to develop & implement Champion Engagement System for SNAP-Ed agencies to track community and agency champions who are leading and assisting with Champions for Change work in their communities and the work that they do. LHD will be the hub agency for the system.		X		<table><tr><td></td><td>CWD</td></tr><tr><td>X</td><td>LHD</td></tr><tr><td></td><td>AAA</td></tr><tr><td></td><td>UCCE</td></tr><tr><td></td><td>CCC</td></tr></table>		CWD	X	LHD		AAA		UCCE		CCC	<table><tr><th colspan="4">Year 1</th></tr><tr><th>Q1</th><th>Q2</th><th>Q3</th><th>Q4</th></tr><tr><td>x</td><td>x</td><td>x</td><td>x</td></tr></table> <table><tr><th colspan="4">Year 2</th></tr><tr><th>Q1</th><th>Q2</th><th>Q3</th><th>Q4</th></tr><tr><td>x</td><td>x</td><td>x</td><td>X</td></tr></table> <table><tr><th colspan="4">Year 3</th></tr><tr><th>Q1</th><th>Q2</th><th>Q3</th><th>Q4</th></tr><tr><td></td><td></td><td></td><td></td></tr></table>	Year 1				Q1	Q2	Q3	Q4	x	x	x	x	Year 2				Q1	Q2	Q3	Q4	x	x	x	X	Year 3				Q1	Q2	Q3	Q4					<table><tr><td></td><td>EARS/ATF</td></tr><tr><td></td><td>PSE RE-AIM Report</td></tr><tr><td></td><td>UC CalFresh Workbook</td></tr><tr><td></td><td>Food Behavior Checklist</td></tr><tr><td></td><td>UC Intent to Change</td></tr></table> List other: Champion Engagement System		EARS/ATF		PSE RE-AIM Report		UC CalFresh Workbook		Food Behavior Checklist		UC Intent to Change
	CWD																																																														
X	LHD																																																														
	AAA																																																														
	UCCE																																																														
	CCC																																																														
Year 1																																																															
Q1	Q2	Q3	Q4																																																												
x	x	x	x																																																												
Year 2																																																															
Q1	Q2	Q3	Q4																																																												
x	x	x	X																																																												
Year 3																																																															
Q1	Q2	Q3	Q4																																																												
	EARS/ATF																																																														
	PSE RE-AIM Report																																																														
	UC CalFresh Workbook																																																														
	Food Behavior Checklist																																																														
	UC Intent to Change																																																														
E.1.3	Monitor reach, effectiveness, adoption, implementation, and maintenance of champion-led and community-driven PSE changes through policy review, surveys, key informant interviews, and/or observational assessments. LHD Sub E will lead.		X	X	<table><tr><td></td><td>CWD</td></tr><tr><td>X</td><td>LHD</td></tr><tr><td></td><td>AAA</td></tr><tr><td></td><td>UCCE</td></tr><tr><td></td><td>CCC</td></tr></table>		CWD	X	LHD		AAA		UCCE		CCC	<table><tr><th colspan="4">Year 1</th></tr><tr><th>Q1</th><th>Q2</th><th>Q3</th><th>Q4</th></tr><tr><td>x</td><td>x</td><td>x</td><td>x</td></tr></table> <table><tr><th colspan="4">Year 2</th></tr><tr><th>Q1</th><th>Q2</th><th>Q3</th><th>Q4</th></tr><tr><td>x</td><td>x</td><td>x</td><td>X</td></tr></table> <table><tr><th colspan="4">Year 3</th></tr><tr><th>Q1</th><th>Q2</th><th>Q3</th><th>Q4</th></tr><tr><td></td><td></td><td></td><td></td></tr></table>	Year 1				Q1	Q2	Q3	Q4	x	x	x	x	Year 2				Q1	Q2	Q3	Q4	x	x	x	X	Year 3				Q1	Q2	Q3	Q4					<table><tr><td></td><td>EARS/ATF</td></tr><tr><td>X</td><td>PSE RE-AIM Report</td></tr><tr><td></td><td>UC CalFresh Workbook</td></tr><tr><td></td><td>Food Behavior Checklist</td></tr><tr><td></td><td>UC Intent to</td></tr></table>		EARS/ATF	X	PSE RE-AIM Report		UC CalFresh Workbook		Food Behavior Checklist		UC Intent to
	CWD																																																														
X	LHD																																																														
	AAA																																																														
	UCCE																																																														
	CCC																																																														
Year 1																																																															
Q1	Q2	Q3	Q4																																																												
x	x	x	x																																																												
Year 2																																																															
Q1	Q2	Q3	Q4																																																												
x	x	x	X																																																												
Year 3																																																															
Q1	Q2	Q3	Q4																																																												
	EARS/ATF																																																														
X	PSE RE-AIM Report																																																														
	UC CalFresh Workbook																																																														
	Food Behavior Checklist																																																														
	UC Intent to																																																														

						<table><tr><td>x</td><td>x</td><td>x</td><td>x</td></tr></table>	x	x	x	x	<table><tr><td></td><td>Change</td></tr></table> <p>List other: Champion Engagement System, evaluation tools, exposure surveys and related reports, evaluation summaries/reports</p>		Change																																																		
x	x	x	x																																																												
	Change																																																														
E.1.4	Monitor reach, effectiveness, adoption, implementation, and maintenance of champion-led organizational changes at faith-based organizations through activity and communications tracking (Champion Engagement System), policy review, surveys, key informant interviews, and/or observational assessments. LHD Sub E will lead.		X	X	<table><tr><td></td><td>CWD</td></tr><tr><td>X</td><td>LHD</td></tr><tr><td></td><td>AAA</td></tr><tr><td></td><td>UCCE</td></tr><tr><td></td><td>CCC</td></tr></table>		CWD	X	LHD		AAA		UCCE		CCC	<table><tr><th colspan="4">Year 1</th></tr><tr><td>Q1</td><td>Q2</td><td>Q3</td><td>Q4</td></tr><tr><td>x</td><td>x</td><td>x</td><td>x</td></tr><tr><th colspan="4">Year 2</th></tr><tr><td>Q1</td><td>Q2</td><td>Q3</td><td>Q4</td></tr><tr><td>x</td><td>x</td><td>x</td><td>x</td></tr><tr><th colspan="4">Year 3</th></tr><tr><td>Q1</td><td>Q2</td><td>Q3</td><td>Q4</td></tr><tr><td>x</td><td>x</td><td>x</td><td>x</td></tr></table>	Year 1				Q1	Q2	Q3	Q4	x	x	x	x	Year 2				Q1	Q2	Q3	Q4	x	x	x	x	Year 3				Q1	Q2	Q3	Q4	x	x	x	x	<table><tr><td></td><td>EARS/ATF</td></tr><tr><td>x</td><td>PSE RE-AIM Report</td></tr><tr><td></td><td>UC CalFresh Workbook</td></tr><tr><td></td><td>Food Behavior Checklist</td></tr><tr><td></td><td>UC Intent to Change</td></tr></table> <p>List other: Champion Engagement System, evaluation tools, evaluation summaries/reports</p>		EARS/ATF	x	PSE RE-AIM Report		UC CalFresh Workbook		Food Behavior Checklist		UC Intent to Change
	CWD																																																														
X	LHD																																																														
	AAA																																																														
	UCCE																																																														
	CCC																																																														
Year 1																																																															
Q1	Q2	Q3	Q4																																																												
x	x	x	x																																																												
Year 2																																																															
Q1	Q2	Q3	Q4																																																												
x	x	x	x																																																												
Year 3																																																															
Q1	Q2	Q3	Q4																																																												
x	x	x	x																																																												
	EARS/ATF																																																														
x	PSE RE-AIM Report																																																														
	UC CalFresh Workbook																																																														
	Food Behavior Checklist																																																														
	UC Intent to Change																																																														
E.1.5	Monitor reach, effectiveness, adoption, implementation, and maintenance of champion-led PSE changes at schools through activity and communications tracking (Champion Engagement System), policy review, surveys, key informant interviews, and/or observational assessments. LHD Sub E will lead.		X	X	<table><tr><td></td><td>CWD</td></tr><tr><td>X</td><td>LHD</td></tr><tr><td></td><td>AAA</td></tr><tr><td></td><td>UCCE</td></tr><tr><td></td><td>CCC</td></tr></table>		CWD	X	LHD		AAA		UCCE		CCC	<table><tr><th colspan="4">Year 1</th></tr><tr><td>Q1</td><td>Q2</td><td>Q3</td><td>Q4</td></tr><tr><td>x</td><td>x</td><td>x</td><td>x</td></tr><tr><th colspan="4">Year 2</th></tr><tr><td>Q1</td><td>Q2</td><td>Q3</td><td>Q4</td></tr><tr><td>x</td><td>x</td><td>x</td><td>x</td></tr><tr><th colspan="4">Year 3</th></tr></table>	Year 1				Q1	Q2	Q3	Q4	x	x	x	x	Year 2				Q1	Q2	Q3	Q4	x	x	x	x	Year 3				<table><tr><td></td><td>EARS/ATF</td></tr><tr><td></td><td>PSE RE-AIM Report</td></tr><tr><td></td><td>UC CalFresh Workbook</td></tr><tr><td></td><td>Food Behavior Checklist</td></tr></table>		EARS/ATF		PSE RE-AIM Report		UC CalFresh Workbook		Food Behavior Checklist										
	CWD																																																														
X	LHD																																																														
	AAA																																																														
	UCCE																																																														
	CCC																																																														
Year 1																																																															
Q1	Q2	Q3	Q4																																																												
x	x	x	x																																																												
Year 2																																																															
Q1	Q2	Q3	Q4																																																												
x	x	x	x																																																												
Year 3																																																															
	EARS/ATF																																																														
	PSE RE-AIM Report																																																														
	UC CalFresh Workbook																																																														
	Food Behavior Checklist																																																														

						<table><tr><td>Q1</td><td>Q2</td><td>Q3</td><td>Q4</td></tr><tr><td>X</td><td>X</td><td>X</td><td>X</td></tr></table>	Q1	Q2	Q3	Q4	X	X	X	X	<table><tr><td></td><td>UC Intent to Change</td></tr></table> <p>List other: Champion Engagement System, evaluation tools, evaluation summaries/reports</p>		UC Intent to Change																																														
Q1	Q2	Q3	Q4																																																												
X	X	X	X																																																												
	UC Intent to Change																																																														
E.1.6	Monitor reach, effectiveness, adoption, implementation, and maintenance of champion-led built environment (land use and planning) PSE changes through activity and communications tracking (Champion Engagement System), policy review, surveys, key informant interviews, and/or observational assessments. LHD Sub E will lead.		X	X	<table><tr><td></td><td>CWD</td></tr><tr><td>X</td><td>LHD</td></tr><tr><td></td><td>AAA</td></tr><tr><td></td><td>UCCE</td></tr><tr><td></td><td>CCC</td></tr></table>		CWD	X	LHD		AAA		UCCE		CCC	<table><tr><th colspan="4">Year 1</th></tr><tr><td>Q1</td><td>Q2</td><td>Q3</td><td>Q4</td></tr><tr><td>x</td><td>x</td><td>x</td><td>x</td></tr><tr><th colspan="4">Year 2</th></tr><tr><td>Q1</td><td>Q2</td><td>Q3</td><td>Q4</td></tr><tr><td>x</td><td>x</td><td>x</td><td>X</td></tr><tr><th colspan="4">Year 3</th></tr><tr><td>Q1</td><td>Q2</td><td>Q3</td><td>Q4</td></tr><tr><td>X</td><td>X</td><td>X</td><td>X</td></tr></table>	Year 1				Q1	Q2	Q3	Q4	x	x	x	x	Year 2				Q1	Q2	Q3	Q4	x	x	x	X	Year 3				Q1	Q2	Q3	Q4	X	X	X	X	<table><tr><td></td><td>EARS/ATF</td></tr><tr><td></td><td>PSE RE-AIM Report</td></tr><tr><td></td><td>UC CalFresh Workbook</td></tr><tr><td></td><td>Food Behavior Checklist</td></tr><tr><td></td><td>UC Intent to Change</td></tr></table> <p>List other: Champion Engagement System, evaluation tools, evaluation summaries/reports</p>		EARS/ATF		PSE RE-AIM Report		UC CalFresh Workbook		Food Behavior Checklist		UC Intent to Change
	CWD																																																														
X	LHD																																																														
	AAA																																																														
	UCCE																																																														
	CCC																																																														
Year 1																																																															
Q1	Q2	Q3	Q4																																																												
x	x	x	x																																																												
Year 2																																																															
Q1	Q2	Q3	Q4																																																												
x	x	x	X																																																												
Year 3																																																															
Q1	Q2	Q3	Q4																																																												
X	X	X	X																																																												
	EARS/ATF																																																														
	PSE RE-AIM Report																																																														
	UC CalFresh Workbook																																																														
	Food Behavior Checklist																																																														
	UC Intent to Change																																																														
E.1.7	Monitor and evaluate outcomes of direct education activities with CDPH approved evaluation curriculum evaluation tools. LHD and LHD Sub E will lead.		X	X	<table><tr><td></td><td>CWD</td></tr><tr><td>X</td><td>LHD</td></tr><tr><td></td><td>AAA</td></tr><tr><td></td><td>UCCE</td></tr><tr><td></td><td>CCC</td></tr></table>		CWD	X	LHD		AAA		UCCE		CCC	<table><tr><th colspan="4">Year 1</th></tr><tr><td>Q1</td><td>Q2</td><td>Q3</td><td>Q4</td></tr><tr><td>x</td><td>x</td><td>x</td><td>x</td></tr><tr><th colspan="4">Year 2</th></tr><tr><td>Q1</td><td>Q2</td><td>Q3</td><td>Q4</td></tr><tr><td>x</td><td>x</td><td>x</td><td>X</td></tr><tr><th colspan="4">Year 3</th></tr><tr><td>Q1</td><td>Q2</td><td>Q3</td><td>Q4</td></tr><tr><td>X</td><td>X</td><td>X</td><td>X</td></tr></table>	Year 1				Q1	Q2	Q3	Q4	x	x	x	x	Year 2				Q1	Q2	Q3	Q4	x	x	x	X	Year 3				Q1	Q2	Q3	Q4	X	X	X	X	<table><tr><td>x</td><td>EARS/ATF</td></tr><tr><td></td><td>PSE RE-AIM Report</td></tr><tr><td></td><td>UC CalFresh Workbook</td></tr><tr><td></td><td>Food Behavior Checklist</td></tr><tr><td></td><td>UC Intent to Change</td></tr></table> <p>List other: Evaluation</p>	x	EARS/ATF		PSE RE-AIM Report		UC CalFresh Workbook		Food Behavior Checklist		UC Intent to Change
	CWD																																																														
X	LHD																																																														
	AAA																																																														
	UCCE																																																														
	CCC																																																														
Year 1																																																															
Q1	Q2	Q3	Q4																																																												
x	x	x	x																																																												
Year 2																																																															
Q1	Q2	Q3	Q4																																																												
x	x	x	X																																																												
Year 3																																																															
Q1	Q2	Q3	Q4																																																												
X	X	X	X																																																												
x	EARS/ATF																																																														
	PSE RE-AIM Report																																																														
	UC CalFresh Workbook																																																														
	Food Behavior Checklist																																																														
	UC Intent to Change																																																														

							summaries/reports																																																								
E.1.8	Success Stories: Give to adults who complete a class series to capture qualitative feedback.		x		<table><tr><td></td><td>CWD</td></tr><tr><td></td><td>LHD</td></tr><tr><td></td><td>AAA</td></tr><tr><td>x</td><td>UCCE</td></tr><tr><td></td><td>CCC</td></tr></table>		CWD		LHD		AAA	x	UCCE		CCC	<table><tr><th colspan="4">Year 1</th></tr><tr><th>Q1</th><th>Q2</th><th>Q3</th><th>Q4</th></tr><tr><td>x</td><td>x</td><td>x</td><td>x</td></tr><tr><th colspan="4">Year 2</th></tr><tr><th>Q1</th><th>Q2</th><th>Q3</th><th>Q4</th></tr><tr><td>x</td><td>x</td><td>x</td><td>x</td></tr><tr><th colspan="4">Year 3</th></tr><tr><th>Q1</th><th>Q2</th><th>Q3</th><th>Q4</th></tr><tr><td>x</td><td>x</td><td>x</td><td>x</td></tr></table>	Year 1				Q1	Q2	Q3	Q4	x	x	x	x	Year 2				Q1	Q2	Q3	Q4	x	x	x	x	Year 3				Q1	Q2	Q3	Q4	x	x	x	x	<table><tr><td></td><td>EARS/ATF</td></tr><tr><td></td><td>PSE RE-AIM Report</td></tr><tr><td></td><td>UC CalFresh Workbook</td></tr><tr><td></td><td>Food Behavior Checklist</td></tr><tr><td></td><td>UC Intent to Change</td></tr></table> List other: Success Story forms		EARS/ATF		PSE RE-AIM Report		UC CalFresh Workbook		Food Behavior Checklist		UC Intent to Change
	CWD																																																														
	LHD																																																														
	AAA																																																														
x	UCCE																																																														
	CCC																																																														
Year 1																																																															
Q1	Q2	Q3	Q4																																																												
x	x	x	x																																																												
Year 2																																																															
Q1	Q2	Q3	Q4																																																												
x	x	x	x																																																												
Year 3																																																															
Q1	Q2	Q3	Q4																																																												
x	x	x	x																																																												
	EARS/ATF																																																														
	PSE RE-AIM Report																																																														
	UC CalFresh Workbook																																																														
	Food Behavior Checklist																																																														
	UC Intent to Change																																																														
E.1.9	Pre/Post Assessments: Adult Evaluation of knowledge gain and behavior change in adult series-based classes		x		<table><tr><td></td><td>CWD</td></tr><tr><td></td><td>LHD</td></tr><tr><td></td><td>AAA</td></tr><tr><td>x</td><td>UCCE</td></tr><tr><td></td><td>CCC</td></tr></table>		CWD		LHD		AAA	x	UCCE		CCC	<table><tr><th colspan="4">Year 1</th></tr><tr><th>Q1</th><th>Q2</th><th>Q3</th><th>Q4</th></tr><tr><td>x</td><td>x</td><td>x</td><td>x</td></tr><tr><th colspan="4">Year 2</th></tr><tr><th>Q1</th><th>Q2</th><th>Q3</th><th>Q4</th></tr><tr><td>x</td><td>x</td><td>x</td><td>x</td></tr><tr><th colspan="4">Year 3</th></tr><tr><th>Q1</th><th>Q2</th><th>Q3</th><th>Q4</th></tr><tr><td>x</td><td>x</td><td>x</td><td>x</td></tr></table>	Year 1				Q1	Q2	Q3	Q4	x	x	x	x	Year 2				Q1	Q2	Q3	Q4	x	x	x	x	Year 3				Q1	Q2	Q3	Q4	x	x	x	x	<table><tr><td></td><td>EARS/ATF</td></tr><tr><td></td><td>PSE RE-AIM Report</td></tr><tr><td></td><td>UC CalFresh Workbook</td></tr><tr><td>x</td><td>Food Behavior Checklist</td></tr><tr><td></td><td>UC Intent to Change</td></tr></table> List other: Plan, Shop, Save & Cook Evaluation		EARS/ATF		PSE RE-AIM Report		UC CalFresh Workbook	x	Food Behavior Checklist		UC Intent to Change
	CWD																																																														
	LHD																																																														
	AAA																																																														
x	UCCE																																																														
	CCC																																																														
Year 1																																																															
Q1	Q2	Q3	Q4																																																												
x	x	x	x																																																												
Year 2																																																															
Q1	Q2	Q3	Q4																																																												
x	x	x	x																																																												
Year 3																																																															
Q1	Q2	Q3	Q4																																																												
x	x	x	x																																																												
	EARS/ATF																																																														
	PSE RE-AIM Report																																																														
	UC CalFresh Workbook																																																														
x	Food Behavior Checklist																																																														
	UC Intent to Change																																																														
E.1.10	Policy System and Environment (PSE) Change – Annual reporting on measures of reach, effectiveness, adoption, implementation and maintenance.	x		X	<table><tr><td></td><td>CWD</td></tr><tr><td></td><td>LHD</td></tr><tr><td></td><td>AAA</td></tr><tr><td>x</td><td>UCCE</td></tr></table>		CWD		LHD		AAA	x	UCCE	<table><tr><th colspan="4">Year 1</th></tr><tr><th>Q1</th><th>Q2</th><th>Q3</th><th>Q4</th></tr><tr><td>x</td><td>x</td><td>x</td><td>x</td></tr><tr><th colspan="4">Year 2</th></tr></table>	Year 1				Q1	Q2	Q3	Q4	x	x	x	x	Year 2				<table><tr><td></td><td>EARS/ATF</td></tr><tr><td>X</td><td>PSE RE-AIM Report</td></tr><tr><td>x</td><td>UC CalFresh</td></tr></table>		EARS/ATF	X	PSE RE-AIM Report	x	UC CalFresh																										
	CWD																																																														
	LHD																																																														
	AAA																																																														
x	UCCE																																																														
Year 1																																																															
Q1	Q2	Q3	Q4																																																												
x	x	x	x																																																												
Year 2																																																															
	EARS/ATF																																																														
X	PSE RE-AIM Report																																																														
x	UC CalFresh																																																														

					<table><tr><td></td><td>CCC</td></tr></table>		CCC	<table><tr><td>Q1</td><td>Q2</td><td>Q3</td><td>Q4</td></tr><tr><td>x</td><td>x</td><td>x</td><td>x</td></tr></table> <table><tr><td colspan="4">Year 3</td></tr><tr><td>Q1</td><td>Q2</td><td>Q3</td><td>Q4</td></tr><tr><td>x</td><td>x</td><td>x</td><td>x</td></tr></table>	Q1	Q2	Q3	Q4	x	x	x	x	Year 3				Q1	Q2	Q3	Q4	x	x	x	x	<table><tr><td></td><td>Workbook</td></tr><tr><td></td><td>Food Behavior Checklist</td></tr><tr><td></td><td>UC Intent to Change</td></tr></table> <p>List other: Smarter Lunchrooms Champion training sign-in sheets, feedback forms MEET training sign-in sheets, feedback forms Facebook Analytics Constant Contact data tables</p>		Workbook		Food Behavior Checklist		UC Intent to Change																												
	CCC																																																														
Q1	Q2	Q3	Q4																																																												
x	x	x	x																																																												
Year 3																																																															
Q1	Q2	Q3	Q4																																																												
x	x	x	x																																																												
	Workbook																																																														
	Food Behavior Checklist																																																														
	UC Intent to Change																																																														
E.1.11	Reporting Tools Workbooks are completed by each county. Data gathered from counties measures program goals to ensure reach, target audience and intended approaches.		x		<table><tr><td></td><td>CWD</td></tr><tr><td></td><td>LHD</td></tr><tr><td></td><td>AAA</td></tr><tr><td>x</td><td>UCCE</td></tr><tr><td></td><td>CCC</td></tr></table>		CWD		LHD		AAA	x	UCCE		CCC	<table><tr><td colspan="4">Year 1</td></tr><tr><td>Q1</td><td>Q2</td><td>Q3</td><td>Q4</td></tr><tr><td>x</td><td>x</td><td>x</td><td>x</td></tr></table> <table><tr><td colspan="4">Year 2</td></tr><tr><td>Q1</td><td>Q2</td><td>Q3</td><td>Q4</td></tr><tr><td>x</td><td>x</td><td>x</td><td>x</td></tr></table> <table><tr><td colspan="4">Year 3</td></tr><tr><td>Q1</td><td>Q2</td><td>Q3</td><td>Q4</td></tr><tr><td>x</td><td>x</td><td>x</td><td>x</td></tr></table>	Year 1				Q1	Q2	Q3	Q4	x	x	x	x	Year 2				Q1	Q2	Q3	Q4	x	x	x	x	Year 3				Q1	Q2	Q3	Q4	x	x	x	x	<table><tr><td></td><td>EARS/ATF</td></tr><tr><td></td><td>PSE RE-AIM Report</td></tr><tr><td>X</td><td>UC CalFresh Workbook</td></tr><tr><td></td><td>Food Behavior Checklist</td></tr><tr><td></td><td>UC Intent to Change</td></tr></table> <p>List other: Quarterly Reports, Family Record Forms</p>		EARS/ATF		PSE RE-AIM Report	X	UC CalFresh Workbook		Food Behavior Checklist		UC Intent to Change
	CWD																																																														
	LHD																																																														
	AAA																																																														
x	UCCE																																																														
	CCC																																																														
Year 1																																																															
Q1	Q2	Q3	Q4																																																												
x	x	x	x																																																												
Year 2																																																															
Q1	Q2	Q3	Q4																																																												
x	x	x	x																																																												
Year 3																																																															
Q1	Q2	Q3	Q4																																																												
x	x	x	x																																																												
	EARS/ATF																																																														
	PSE RE-AIM Report																																																														
X	UC CalFresh Workbook																																																														
	Food Behavior Checklist																																																														
	UC Intent to Change																																																														
E.1.12	CX3 is a protocol for evaluating neighborhood				<table><tr><td></td><td>CWD</td></tr></table>		CWD	<table><tr><td colspan="4">Year 1</td></tr><tr><td>Q1</td><td>Q2</td><td>Q3</td><td>Q4</td></tr></table>	Year 1				Q1	Q2	Q3	Q4	<table><tr><td></td><td>EARS/ATF</td></tr></table>		EARS/ATF																																												
	CWD																																																														
Year 1																																																															
Q1	Q2	Q3	Q4																																																												
	EARS/ATF																																																														

	environments. As such, all methods and deliverables are listed in the above table as opposed to in a separate evaluation table.				<table><tr><td>x</td><td>LHD</td></tr><tr><td></td><td>AAA</td></tr><tr><td></td><td>UCCE</td></tr><tr><td></td><td>CCC</td></tr></table>	x	LHD		AAA		UCCE		CCC	<table><tr><td>x</td><td>x</td><td>x</td><td>x</td></tr><tr><td colspan="4">Year 2</td></tr><tr><td>Q1</td><td>Q2</td><td>Q3</td><td>Q4</td></tr><tr><td></td><td></td><td></td><td></td></tr><tr><td colspan="4">Year 3</td></tr><tr><td>Q1</td><td>Q2</td><td>Q3</td><td>Q4</td></tr><tr><td>x</td><td>x</td><td>x</td><td>x</td></tr></table>	x	x	x	x	Year 2				Q1	Q2	Q3	Q4					Year 3				Q1	Q2	Q3	Q4	x	x	x	x	<table><tr><td>PSE RE-AIM Report</td></tr><tr><td>UC CalFresh Workbook</td></tr><tr><td>Food Behavior Checklist</td></tr><tr><td>UC Intent to Change</td></tr></table> <p>List other: CX3 Tools, completed forms, maps, data base</p>	PSE RE-AIM Report	UC CalFresh Workbook	Food Behavior Checklist	UC Intent to Change											
x	LHD																																																									
	AAA																																																									
	UCCE																																																									
	CCC																																																									
x	x	x	x																																																							
Year 2																																																										
Q1	Q2	Q3	Q4																																																							
Year 3																																																										
Q1	Q2	Q3	Q4																																																							
x	x	x	x																																																							
PSE RE-AIM Report																																																										
UC CalFresh Workbook																																																										
Food Behavior Checklist																																																										
UC Intent to Change																																																										
E.1.13	UCCE, LHD and LHD Sub E will explore, identify, and plan a joint outcome evaluation, related to nutrition education and/or school wellness efforts.		X	X	<table><tr><td></td><td>CWD</td></tr><tr><td>x</td><td>LHD</td></tr><tr><td></td><td>AAA</td></tr><tr><td>x</td><td>UCCE</td></tr><tr><td></td><td>CCC</td></tr></table>		CWD	x	LHD		AAA	x	UCCE		CCC	<table><tr><td colspan="4">Year 1</td></tr><tr><td>Q1</td><td>Q2</td><td>Q3</td><td>Q4</td></tr><tr><td>x</td><td>x</td><td>x</td><td>x</td></tr><tr><td colspan="4">Year 2</td></tr><tr><td>Q1</td><td>Q2</td><td>Q3</td><td>Q4</td></tr><tr><td></td><td></td><td></td><td></td></tr><tr><td colspan="4">Year 3</td></tr><tr><td>Q1</td><td>Q2</td><td>Q3</td><td>Q4</td></tr><tr><td></td><td></td><td></td><td></td></tr></table>	Year 1				Q1	Q2	Q3	Q4	x	x	x	x	Year 2				Q1	Q2	Q3	Q4					Year 3				Q1	Q2	Q3	Q4					<table><tr><td>EARS/ATF</td></tr><tr><td>PSE RE-AIM Report</td></tr><tr><td>UC CalFresh Workbook</td></tr><tr><td>Food Behavior Checklist</td></tr><tr><td>UC Intent to Change</td></tr></table> <p>List other: UCCE and LHD joint evaluation plan</p>	EARS/ATF	PSE RE-AIM Report	UC CalFresh Workbook	Food Behavior Checklist	UC Intent to Change
	CWD																																																									
x	LHD																																																									
	AAA																																																									
x	UCCE																																																									
	CCC																																																									
Year 1																																																										
Q1	Q2	Q3	Q4																																																							
x	x	x	x																																																							
Year 2																																																										
Q1	Q2	Q3	Q4																																																							
Year 3																																																										
Q1	Q2	Q3	Q4																																																							
EARS/ATF																																																										
PSE RE-AIM Report																																																										
UC CalFresh Workbook																																																										
Food Behavior Checklist																																																										
UC Intent to Change																																																										
E.1.14	UCCE, LHD and LHD Sub E will pilot a joint outcome evaluation.		X	X	<table><tr><td></td><td>CWD</td></tr><tr><td>x</td><td>LHD</td></tr><tr><td></td><td>AAA</td></tr><tr><td>x</td><td>UCCE</td></tr><tr><td></td><td>CCC</td></tr></table>		CWD	x	LHD		AAA	x	UCCE		CCC	<table><tr><td colspan="4">Year 1</td></tr><tr><td>Q1</td><td>Q2</td><td>Q3</td><td>Q4</td></tr><tr><td></td><td></td><td></td><td></td></tr><tr><td colspan="4">Year 2</td></tr><tr><td>Q1</td><td>Q2</td><td>Q3</td><td>Q4</td></tr><tr><td>x</td><td>x</td><td>x</td><td>x</td></tr></table>	Year 1				Q1	Q2	Q3	Q4					Year 2				Q1	Q2	Q3	Q4	x	x	x	x	<table><tr><td>EARS/ATF</td></tr><tr><td>PSE RE-AIM Report</td></tr><tr><td>UC CalFresh Workbook</td></tr><tr><td>Food</td></tr></table>	EARS/ATF	PSE RE-AIM Report	UC CalFresh Workbook	Food													
	CWD																																																									
x	LHD																																																									
	AAA																																																									
x	UCCE																																																									
	CCC																																																									
Year 1																																																										
Q1	Q2	Q3	Q4																																																							
Year 2																																																										
Q1	Q2	Q3	Q4																																																							
x	x	x	x																																																							
EARS/ATF																																																										
PSE RE-AIM Report																																																										
UC CalFresh Workbook																																																										
Food																																																										

						<table><tr><th colspan="4">Year 3</th></tr><tr><th>Q1</th><th>Q2</th><th>Q3</th><th>Q4</th></tr><tr><td></td><td></td><td></td><td></td></tr></table>	Year 3				Q1	Q2	Q3	Q4					<table><tr><td></td><td>Behavior Checklist</td></tr><tr><td></td><td>UC Intent to Change</td></tr></table> <p>List other: UCCE and LHD joint evaluation tools</p>		Behavior Checklist		UC Intent to Change																																								
Year 3																																																															
Q1	Q2	Q3	Q4																																																												
	Behavior Checklist																																																														
	UC Intent to Change																																																														
E.1.15	UCCE, LHD and LHD Sub E will implement a joint outcome evaluation.		X	X	<table><tr><td></td><td>CWD</td></tr><tr><td>x</td><td>LHD</td></tr><tr><td></td><td>AAA</td></tr><tr><td>x</td><td>UCCE</td></tr><tr><td></td><td>CCC</td></tr></table>		CWD	x	LHD		AAA	x	UCCE		CCC	<table><tr><th colspan="4">Year 1</th></tr><tr><th>Q1</th><th>Q2</th><th>Q3</th><th>Q4</th></tr><tr><td></td><td></td><td></td><td></td></tr></table> <table><tr><th colspan="4">Year 2</th></tr><tr><th>Q1</th><th>Q2</th><th>Q3</th><th>Q4</th></tr><tr><td></td><td></td><td></td><td></td></tr></table> <table><tr><th colspan="4">Year 3</th></tr><tr><th>Q1</th><th>Q2</th><th>Q3</th><th>Q4</th></tr><tr><td>x</td><td>x</td><td>x</td><td>x</td></tr></table>	Year 1				Q1	Q2	Q3	Q4					Year 2				Q1	Q2	Q3	Q4					Year 3				Q1	Q2	Q3	Q4	x	x	x	x	<table><tr><td></td><td>EARS/ATF</td></tr><tr><td></td><td>PSE RE-AIM Report</td></tr><tr><td></td><td>UC CalFresh Workbook</td></tr><tr><td></td><td>Food Behavior Checklist</td></tr><tr><td></td><td>UC Intent to Change</td></tr></table> <p>List other: UCCE and LHD joint evaluation summaries/reports</p>		EARS/ATF		PSE RE-AIM Report		UC CalFresh Workbook		Food Behavior Checklist		UC Intent to Change
	CWD																																																														
x	LHD																																																														
	AAA																																																														
x	UCCE																																																														
	CCC																																																														
Year 1																																																															
Q1	Q2	Q3	Q4																																																												
Year 2																																																															
Q1	Q2	Q3	Q4																																																												
Year 3																																																															
Q1	Q2	Q3	Q4																																																												
x	x	x	x																																																												
	EARS/ATF																																																														
	PSE RE-AIM Report																																																														
	UC CalFresh Workbook																																																														
	Food Behavior Checklist																																																														
	UC Intent to Change																																																														
E.16	LHD and LHD Sub E will explore and identify a C4C staff training to build capacity of staff and champions to identify, lead and support community-driven PSE work.		x		<table><tr><td></td><td>CWD</td></tr><tr><td>X</td><td>LHD</td></tr><tr><td></td><td>AAA</td></tr><tr><td></td><td>UCCE</td></tr><tr><td></td><td>CCC</td></tr></table>		CWD	X	LHD		AAA		UCCE		CCC	<table><tr><th colspan="4">Year 1</th></tr><tr><th>Q1</th><th>Q2</th><th>Q3</th><th>Q4</th></tr><tr><td>x</td><td>x</td><td>x</td><td>x</td></tr></table> <table><tr><th colspan="4">Year 2</th></tr><tr><th>Q1</th><th>Q2</th><th>Q3</th><th>Q4</th></tr><tr><td></td><td></td><td></td><td></td></tr></table> <table><tr><th colspan="4">Year 3</th></tr><tr><th>Q1</th><th>Q2</th><th>Q3</th><th>Q4</th></tr><tr><td></td><td></td><td></td><td></td></tr></table>	Year 1				Q1	Q2	Q3	Q4	x	x	x	x	Year 2				Q1	Q2	Q3	Q4					Year 3				Q1	Q2	Q3	Q4					<table><tr><td></td><td>EARS/ATF</td></tr><tr><td></td><td>PSE RE-AIM Report</td></tr><tr><td></td><td>UC CalFresh Workbook</td></tr><tr><td></td><td>Food Behavior Checklist</td></tr><tr><td></td><td>UC Intent to Change</td></tr></table> <p>List other: Selected training curriculum</p>		EARS/ATF		PSE RE-AIM Report		UC CalFresh Workbook		Food Behavior Checklist		UC Intent to Change
	CWD																																																														
X	LHD																																																														
	AAA																																																														
	UCCE																																																														
	CCC																																																														
Year 1																																																															
Q1	Q2	Q3	Q4																																																												
x	x	x	x																																																												
Year 2																																																															
Q1	Q2	Q3	Q4																																																												
Year 3																																																															
Q1	Q2	Q3	Q4																																																												
	EARS/ATF																																																														
	PSE RE-AIM Report																																																														
	UC CalFresh Workbook																																																														
	Food Behavior Checklist																																																														
	UC Intent to Change																																																														

E.17	LHD will provide staff training on selected curriculum(a) in year 1 and conduct 3 trainings with champions in year 2 and 3 trainings with champions in year 3. LHD Sub E will take lead on evaluating trainings		x	X		CWD	Year 1					EARS/ATF	
					X	LHD	Q1	Q2	Q3	Q4		PSE RE-AIM Report	
						AAA						UC CalFresh Workbook	
						UCCE	Year 2					Food Behavior Checklist	
						CCC	Q1	Q2	Q3	Q4		UC Intent to Change	
							x	x	x	x		List other: Training evaluation tools and evaluation results	
							Year 3						
							Q1	Q2	Q3	Q4			
							X	X	X	X			

****Time Frame: Year & Quarter:**

Year 1 (FFY 2017); Year 2 (FFY 2018); Year 3 (FFY 2019)

Qtr. 1 (Oct. 1-Dec. 31); Qtr. 2 (Jan. 1-March 31); Qtr. 3 (Apr. 1-Jun. 30); Qtr. 4 (Jul. 1-Sept.30)

SECTION C: INTERVENTION PLAN

I. Three-Year SNAP-Ed Local Objective #2 (FFY 2017–FFY 2019):

Local Objectives must be S.M.A.R.T (Specific, Measureable, Achievable, Realistic, and Time-Bound)

By September 30, 2019, increase access to healthy foods of SNAP-Ed qualifying adults and/or children by making at least 7 food access sustainable environmental changes in LHD six targeted communities.

SNAP-Ed State Goals (check all that apply):

x	Goal 1: Food and Beverages (Behavioral)
	Goal 2: Physical Activity (Behavioral)
	Goal 3: Food Resource Management (Behavioral)
x	Goal 4: Access to and/or appeal of dietary choices(Physical and Social Environmental)
	Goal 5: Access to and/or appeal of physical activity opportunities (Physical and Social Environmental)

II. PSE Strategy(ies) that support the Three-Year SNAP-Ed Local Objective listed above:

Healthy Retail, Community Gardens, Community Supported Agriculture (CSA), Farmers Market

III. Annual Objectives to support the Three-Year SNAP-Ed Local Objective listed above:

Local Objectives must be S.M.A.R.T (Specific, Measureable, Achievable, Realistic, and Time-Bound)

1. FFY 2017 (Year 1) Objective(s):

- a. By September 30, 2017, in partnership with the Fresno County TPP and FCHIP Healthy Stores for Healthy Community Workgroup, increase the consumption of fruits and vegetables and healthy beverages of SNAP-Ed qualifying adults and/or children by making 1 sustainable environmental system change within each of at least 2 local retail stores within the six the targeted communities, to increase the promotion and purchase of fresh, locally sourced produce and other healthy items.
- b. By September 30, 2017, in partnership with FCHIP Farm to Table (F2T) Workgroup, explore local best practices for expanding access to fruits and vegetables to identify at least 1 PSE project targeting SNAP-Ed eligible populations within the six targeted communities.
- c. By September 30, 2017, recruit a total of at least 6 qualifying retail sites within the six targeted communities to reach a minimum of 7,500 SNAP-Ed eligible individuals using NEOPB Retail program activities and merchandising materials.

2. FFY 2018 (Year 2) Objective(s):

- a. By September 30, 2018, in partnership with the Fresno County TPP and FCHIP Healthy Stores for Healthy Community Workgroup, increase the consumption of fruits and vegetables and healthy beverages of SNAP-Ed qualifying adults and/or children by making 1 sustainable environmental system changes within at least 2 additional local retail stores within the six the targeted communities, to increase the promotion and purchase of fresh, locally sourced produce and other healthy items.

- b. By September 30, 2018, in partnership with FCHIP Farm to Table (F2T) Workgroup, establish partnerships and memorandum of understandings (MOU's) and secure additional resources needed to implement local best practices to expand access to fruits and vegetables targeting SNAP-Ed eligible populations within the six targeted communities.
- c. By September 30, 2018, maintain at least 4 retail sites and recruit a total of at least 3 additional qualifying retail sites within the six targeted communities to reach a minimum of 8,750 SNAP-Ed eligible individuals using NEOPB Retail program activities and merchandising materials.

3. FFY 2019 (Year 3) Objective(s):

- a. By September 30, 2019, in partnership with the Fresno County TPP and FCHIP Healthy Stores for Healthy Community Workgroup, increase the consumption of fruits and vegetables and healthy beverages of SNAP-Ed qualifying adults and/or children by making 1 sustainable environmental system changes within at least 2 additional local retail stores within the six the targeted communities, to increase the promotion and purchase of fresh, locally sourced produce and other healthy items.
- b. By September 30, 2019, in partnership with FCHIP Farm to Table (F2T) Workgroup, to implement at least 1 local best practice to expand access to fruits and vegetables targeting SNAP-Ed eligible populations within the six targeted communities.
- c. By September 30, 2019, maintain at least 6 retail stores and recruit a total of at least 3 additional qualifying retail sites within the six targeted communities to reach a minimum of 11,250 SNAP-Ed eligible individuals using NEOPB Retail program activities and merchandising materials.

Three-Year SNAP-Ed Local Objective #2 (FFY 2017–FFY 2019):

By September 30, 2019, increase access to healthy foods of SNAP-Ed qualifying adults and/or children by making at least 7 food access sustainable environmental changes in LHD six targeted communities.

Activity Number	Activity Description	Intervention Categories*	Responsible SNAP-Ed Agency(ies)	Subcontractors	Time Frame: Year & Quarter** <i>Check all that apply</i>	Documentation
2.1	In partnership with LHD Tobacco Prevention, NEOP,	<input type="checkbox"/> CED	<input type="checkbox"/> CWD	CWD:	<div>Year 1</div> <div>Q1 Q2 Q3 Q4</div>	ATF

	UCCE, and LHD subcontractors will participate in at least 4 FCHIP Healthy Stores for Healthy Community Workgroup meetings annually. Potential partners to include LHD NEOP subcontractors, and other non-SNAP-Ed partners to strategically coordinate activities, provide consistent messaging, and enhance impact of funded activities.	<table><tr><td></td><td>CEI</td></tr><tr><td></td><td>MPR</td></tr><tr><td>X</td><td>C&C</td></tr><tr><td></td><td>TTA</td></tr></table>		CEI		MPR	X	C&C		TTA	<table><tr><td>x</td><td>LHD</td></tr><tr><td></td><td>AAA</td></tr><tr><td></td><td>UCCE</td></tr><tr><td></td><td>CCC</td></tr></table>	x	LHD		AAA		UCCE		CCC	LHD: Sub C AAA: UCCE: CCC:	<table><tr><td>x</td><td>x</td><td>x</td><td>x</td></tr><tr><td colspan="4">Year 2</td></tr><tr><td>Q1</td><td>Q2</td><td>Q3</td><td>Q4</td></tr><tr><td>x</td><td>x</td><td>x</td><td>x</td></tr><tr><td colspan="4">Year 3</td></tr><tr><td>Q1</td><td>Q2</td><td>Q3</td><td>Q4</td></tr><tr><td>X</td><td>X</td><td>X</td><td>X</td></tr></table>	x	x	x	x	Year 2				Q1	Q2	Q3	Q4	x	x	x	x	Year 3				Q1	Q2	Q3	Q4	X	X	X	X	On file: Agenda, notes *Contributes to annual objective 1.a, 2.a, 3.a												
	CEI																																																													
	MPR																																																													
X	C&C																																																													
	TTA																																																													
x	LHD																																																													
	AAA																																																													
	UCCE																																																													
	CCC																																																													
x	x	x	x																																																											
Year 2																																																														
Q1	Q2	Q3	Q4																																																											
x	x	x	x																																																											
Year 3																																																														
Q1	Q2	Q3	Q4																																																											
X	X	X	X																																																											
2.2	Identify and partner with a minimum of 2 qualifying retail site within the six targeted communities to facilitate a healthy sustainable change.	<table><tr><td></td><td>CED</td></tr><tr><td></td><td>CEI</td></tr><tr><td>X</td><td>MPR</td></tr><tr><td>X</td><td>C&C</td></tr><tr><td>X</td><td>TTA</td></tr></table>		CED		CEI	X	MPR	X	C&C	X	TTA	<table><tr><td></td><td>CWD</td></tr><tr><td>x</td><td>LHD</td></tr><tr><td></td><td>AAA</td></tr><tr><td></td><td>UCCE</td></tr><tr><td></td><td>CCC</td></tr></table>		CWD	x	LHD		AAA		UCCE		CCC	CWD: LHD: Sub C AAA: UCCE: CCC:	<table><tr><td colspan="4">Year 1</td></tr><tr><td>Q1</td><td>Q2</td><td>Q3</td><td>Q4</td></tr><tr><td>x</td><td>x</td><td>x</td><td>x</td></tr><tr><td colspan="4">Year 2</td></tr><tr><td>Q1</td><td>Q2</td><td>Q3</td><td>Q4</td></tr><tr><td>x</td><td>x</td><td>x</td><td>x</td></tr><tr><td colspan="4">Year 3</td></tr><tr><td>Q1</td><td>Q2</td><td>Q3</td><td>Q4</td></tr><tr><td>X</td><td>X</td><td>X</td><td>X</td></tr></table>	Year 1				Q1	Q2	Q3	Q4	x	x	x	x	Year 2				Q1	Q2	Q3	Q4	x	x	x	x	Year 3				Q1	Q2	Q3	Q4	X	X	X	X	ATF On file: meeting notes, e-mails, pictures, evaluations, media stories *Contributes to annual objective 1.c, 2.b, 3.c
	CED																																																													
	CEI																																																													
X	MPR																																																													
X	C&C																																																													
X	TTA																																																													
	CWD																																																													
x	LHD																																																													
	AAA																																																													
	UCCE																																																													
	CCC																																																													
Year 1																																																														
Q1	Q2	Q3	Q4																																																											
x	x	x	x																																																											
Year 2																																																														
Q1	Q2	Q3	Q4																																																											
x	x	x	x																																																											
Year 3																																																														
Q1	Q2	Q3	Q4																																																											
X	X	X	X																																																											
2.3	Provide 8 retail store tours annually to at least 200 individuals (total from all tours) in qualifying retail locations. Taste-testing may be included during some tours.	<table><tr><td></td><td>CED</td></tr><tr><td>X</td><td>CEI</td></tr><tr><td></td><td>MPR</td></tr><tr><td></td><td>C&C</td></tr><tr><td></td><td>TTA</td></tr></table>		CED	X	CEI		MPR		C&C		TTA	<table><tr><td></td><td>CWD</td></tr><tr><td>x</td><td>LHD</td></tr><tr><td></td><td>AAA</td></tr><tr><td></td><td>UCCE</td></tr><tr><td></td><td>CCC</td></tr></table>		CWD	x	LHD		AAA		UCCE		CCC	CWD: LHD: Sub C, Sub D AAA: UCCE: CCC: :	<table><tr><td colspan="4">Year 1</td></tr><tr><td>Q1</td><td>Q2</td><td>Q3</td><td>Q4</td></tr><tr><td>x</td><td>x</td><td>x</td><td>x</td></tr><tr><td colspan="4">Year 2</td></tr><tr><td>Q1</td><td>Q2</td><td>Q3</td><td>Q4</td></tr><tr><td>x</td><td>x</td><td>x</td><td>x</td></tr><tr><td colspan="4">Year 3</td></tr></table>	Year 1				Q1	Q2	Q3	Q4	x	x	x	x	Year 2				Q1	Q2	Q3	Q4	x	x	x	x	Year 3				Flyers, ATF, materials distributed								
	CED																																																													
X	CEI																																																													
	MPR																																																													
	C&C																																																													
	TTA																																																													
	CWD																																																													
x	LHD																																																													
	AAA																																																													
	UCCE																																																													
	CCC																																																													
Year 1																																																														
Q1	Q2	Q3	Q4																																																											
x	x	x	x																																																											
Year 2																																																														
Q1	Q2	Q3	Q4																																																											
x	x	x	x																																																											
Year 3																																																														

						Q1 X	Q2 X	Q3 X	Q4 X	*Contributes to annual objective 1.c, 2.c, 3.c
2.4	Recruit at least 6 qualifying retail sites within the six targeted communities to reach a minimum of 7,500 SNAP-Ed eligible individuals using NEOPB Retail program activities and merchandising materials.	X	CED CEI MPR C&C TTA	x	CWD LHD AAA UCCE CCC	CWD: LHD: Sub C AAA: UCCE: CCC:	Year 1 Q1 Q2 Q3 Q4 x x x x	Year 2 Q1 Q2 Q3 Q4	Year 3 Q1 Q2 Q3 Q4	MOA/MOU, ATF, RE-AIM (PSE database) *Contributes to annual objective 1.c, 2.c, 3.c
2.5	Maintain at least 4 qualified retail sites and recruit 3 additional qualifying retail sites in year two and maintain at least 6 qualified retail sites and recruit additional 3 qualifying retail sites in year three to reach a minimum of 20,000 SNAP-Ed eligible individuals (total for years two (8,750) and three (11,250)) within the six targeted communities using NEOPB Retail program activities and merchandising materials.	X	CED CEI MPR C&C TTA	x	CWD LHD AAA UCCE CCC	CWD: LHD: Sub C AAA: UCCE: CCC:	Year 1 Q1 Q2 Q3 Q4	Year 2 Q1 Q2 Q3 Q4 X X X X	Year 3 Q1 Q2 Q3 Q4 X X X X	MOA/MOU, ATF, RE-AIM (PSE database) *Contributes to annual objective 1.c, 2.c, 3.c
2.6	Utilize media, social media, and agency websites to promote and cross-promote at least four SNAP-Ed activities, success stories, events and/or town hall meetings as appropriate. Also in objective 1 and 4.	X	CED CEI MPR C&C TTA	x	CWD LHD AAA UCCE CCC	CWD: LHD: All Subs as appropriate AAA: UCCE:	Year 1 Q1 Q2 Q3 Q4 x x x x	Year 2 Q1 Q2 Q3 Q4		On file: Facebook analytics, blog analytics,

				CCC:	<table><tr><td>x</td><td>x</td><td>x</td><td>x</td></tr><tr><td colspan="4">Year 3</td></tr><tr><td>Q1</td><td>Q2</td><td>Q3</td><td>Q4</td></tr><tr><td>x</td><td>x</td><td>x</td><td>x</td></tr></table>	x	x	x	x	Year 3				Q1	Q2	Q3	Q4	x	x	x	x	*Contributes to all annual objectives as appropriate																																								
x	x	x	x																																																											
Year 3																																																														
Q1	Q2	Q3	Q4																																																											
x	x	x	x																																																											
2.7	Coordinate and facilitate at least 2 Fruit and Veggie Fest retail events reaching 100 eligible individuals.	<table><tr><td></td><td>CED</td></tr><tr><td>x</td><td>CEI</td></tr><tr><td>x</td><td>MPR</td></tr><tr><td>x</td><td>C&C</td></tr><tr><td></td><td>TTA</td></tr></table>		CED	x	CEI	x	MPR	x	C&C		TTA	<table><tr><td></td><td>CWD</td></tr><tr><td>x</td><td>LHD</td></tr><tr><td></td><td>AAA</td></tr><tr><td></td><td>UCCE</td></tr><tr><td></td><td>CCC</td></tr></table>		CWD	x	LHD		AAA		UCCE		CCC	CWD: LHD: Sub C AAA: UCCE: CCC:	<table><tr><td colspan="4">Year 1</td></tr><tr><td>Q1</td><td>Q2</td><td>Q3</td><td>Q4</td></tr><tr><td></td><td>x</td><td>x</td><td></td></tr><tr><td colspan="4">Year 2</td></tr><tr><td>Q1</td><td>Q2</td><td>Q3</td><td>Q4</td></tr><tr><td></td><td>x</td><td>x</td><td></td></tr><tr><td colspan="4">Year 3</td></tr><tr><td>Q1</td><td>Q2</td><td>Q3</td><td>Q4</td></tr><tr><td></td><td>x</td><td>x</td><td></td></tr></table>	Year 1				Q1	Q2	Q3	Q4		x	x		Year 2				Q1	Q2	Q3	Q4		x	x		Year 3				Q1	Q2	Q3	Q4		x	x		ATF On file: flyers, agendas, media articles, pictures
	CED																																																													
x	CEI																																																													
x	MPR																																																													
x	C&C																																																													
	TTA																																																													
	CWD																																																													
x	LHD																																																													
	AAA																																																													
	UCCE																																																													
	CCC																																																													
Year 1																																																														
Q1	Q2	Q3	Q4																																																											
	x	x																																																												
Year 2																																																														
Q1	Q2	Q3	Q4																																																											
	x	x																																																												
Year 3																																																														
Q1	Q2	Q3	Q4																																																											
	x	x																																																												

	residents. UCCE will support the F2T school sites through implementation of nutrition education activities in schools not located within LHD six targeted communities. This will be explained in detail objective 4.				<table><tr><td>x</td><td>x</td><td>x</td><td>x</td></tr></table> <table><tr><td colspan="4">Year 3</td></tr><tr><td>Q1</td><td>Q2</td><td>Q3</td><td>Q4</td></tr><tr><td>x</td><td>x</td><td>x</td><td>x</td></tr></table>	x	x	x	x	Year 3				Q1	Q2	Q3	Q4	x	x	x	x	*Contributes to annual objective 1.b, 2.b, 3.b																																								
x	x	x	x																																																											
Year 3																																																														
Q1	Q2	Q3	Q4																																																											
x	x	x	x																																																											
2.10	Explore and identify local food access best practices and recruit partnerships to implement local food access best practices to expand access to fruits and vegetables to SNAP-Ed eligible populations.	<table><tr><td></td><td>CED</td></tr><tr><td></td><td>CEI</td></tr><tr><td></td><td>MPR</td></tr><tr><td>x</td><td>C&C</td></tr><tr><td></td><td>TTA</td></tr></table>		CED		CEI		MPR	x	C&C		TTA	<table><tr><td></td><td>CWD</td></tr><tr><td>x</td><td>LHD</td></tr><tr><td></td><td>AAA</td></tr><tr><td></td><td>UCCE</td></tr><tr><td></td><td>CCC</td></tr></table>		CWD	x	LHD		AAA		UCCE		CCC	CWD: LHD: All Subs as appropriate AAA: UCCE: CCC:	<table><tr><td colspan="4">Year 1</td></tr><tr><td>Q1</td><td>Q2</td><td>Q3</td><td>Q4</td></tr><tr><td>x</td><td>x</td><td>x</td><td>x</td></tr></table> <table><tr><td colspan="4">Year 2</td></tr><tr><td>Q1</td><td>Q2</td><td>Q3</td><td>Q4</td></tr><tr><td>x</td><td>x</td><td>x</td><td>x</td></tr></table> <table><tr><td colspan="4">Year 3</td></tr><tr><td>Q1</td><td>Q2</td><td>Q3</td><td>Q4</td></tr><tr><td></td><td></td><td></td><td></td></tr></table>	Year 1				Q1	Q2	Q3	Q4	x	x	x	x	Year 2				Q1	Q2	Q3	Q4	x	x	x	x	Year 3				Q1	Q2	Q3	Q4					ATF On file: Agenda, notes, MOU, RE-AIM
	CED																																																													
	CEI																																																													
	MPR																																																													
x	C&C																																																													
	TTA																																																													
	CWD																																																													
x	LHD																																																													
	AAA																																																													
	UCCE																																																													
	CCC																																																													
Year 1																																																														
Q1	Q2	Q3	Q4																																																											
x	x	x	x																																																											
Year 2																																																														
Q1	Q2	Q3	Q4																																																											
x	x	x	x																																																											
Year 3																																																														
Q1	Q2	Q3	Q4																																																											

	distributions, community partner sites and community events with Non-SNAP-Ed funding within six targeting communities.		C&C TTA		UCCE CCC	AAA: UCCE: CCC:	<table><tr><td colspan="4">Year 2</td></tr><tr><td>Q1</td><td>Q2</td><td>Q3</td><td>Q4</td></tr><tr><td></td><td></td><td></td><td></td></tr></table> <table><tr><td colspan="4">Year 3</td></tr><tr><td>Q1</td><td>Q2</td><td>Q3</td><td>Q4</td></tr><tr><td></td><td></td><td></td><td></td></tr></table>	Year 2				Q1	Q2	Q3	Q4					Year 3				Q1	Q2	Q3	Q4					*Contributes to sustainability efforts as funding decline												
Year 2																																												
Q1	Q2	Q3	Q4																																									
Year 3																																												
Q1	Q2	Q3	Q4																																									
2.13	Start initiation and implementation of mobile demonstration kitchen sustainability model.		CED CEI MPR x C&C TTA		CWD x LHD AAA UCCE CCC	CWD: LHD: Sub B, Sub F AAA: UCCE: CCC:	<table><tr><td colspan="4">Year 1</td></tr><tr><td>Q1</td><td>Q2</td><td>Q3</td><td>Q4</td></tr><tr><td></td><td></td><td></td><td></td></tr></table> <table><tr><td colspan="4">Year 2</td></tr><tr><td>Q1</td><td>Q2</td><td>Q3</td><td>Q4</td></tr><tr><td>x</td><td>x</td><td>x</td><td>x</td></tr></table> <table><tr><td colspan="4">Year 3</td></tr><tr><td>Q1</td><td>Q2</td><td>Q3</td><td>Q4</td></tr><tr><td></td><td></td><td></td><td></td></tr></table>	Year 1				Q1	Q2	Q3	Q4					Year 2				Q1	Q2	Q3	Q4	x	x	x	x	Year 3				Q1	Q2	Q3	Q4					Meeting log, notes, agendas *Contributes to sustainability efforts as funding decline
Year 1																																												
Q1	Q2	Q3	Q4																																									
Year 2																																												
Q1	Q2	Q3	Q4																																									
x	x	x	x																																									
Year 3																																												
Q1	Q2	Q3	Q4																																									
2.14	Implement the mobile demonstration kitchen sustainability model with at least 50% of mobile demonstration kitchen funding coming from Non-SNAP-Ed funding and at least 50% coming from SNAP-Ed allowable funding.		CED CEI MPR x C&C TTA		CWD x LHD AAA UCCE CCC	CWD: LHD: Sub B, Sub F AAA: UCCE: CCC:	<table><tr><td colspan="4">Year 1</td></tr><tr><td>Q1</td><td>Q2</td><td>Q3</td><td>Q4</td></tr><tr><td></td><td></td><td></td><td></td></tr></table> <table><tr><td colspan="4">Year 2</td></tr><tr><td>Q1</td><td>Q2</td><td>Q3</td><td>Q4</td></tr><tr><td></td><td></td><td></td><td></td></tr></table> <table><tr><td colspan="4">Year 3</td></tr><tr><td>Q1</td><td>Q2</td><td>Q3</td><td>Q4</td></tr><tr><td>x</td><td>x</td><td>x</td><td>x</td></tr></table>	Year 1				Q1	Q2	Q3	Q4					Year 2				Q1	Q2	Q3	Q4					Year 3				Q1	Q2	Q3	Q4	x	x	x	x	Meeting log, notes, agendas *Contributes to sustainability efforts as funding decline
Year 1																																												
Q1	Q2	Q3	Q4																																									
Year 2																																												
Q1	Q2	Q3	Q4																																									
Year 3																																												
Q1	Q2	Q3	Q4																																									
x	x	x	x																																									

***Intervention Categories Legend**

CED = Community/Nutrition and Physical Activity Education Direct; **CEI** = Community/Nutrition and Physical Activity Education Indirect; **MPR** = Media, Social Media, Public Relations and Messaging; **C&C** = Coordination and Collaboration; **TTA** = Training and Technical Assistance

****Time Frame: Year & Quarter:**

Year 1 (FFY 2017); Year 2 (FFY 2018); Year 3 (FFY 2019)

Qtr. 1 (Oct. 1-Dec. 31); Qtr. 2 (Jan. 1-March 31); Qtr. 3 (Apr. 1-Jun. 30); Qtr. 4 (Jul. 1-Sept.30)

Educational Materials, Resources, and Curriculum

Activity Number	Curriculum, Toolkit, Resource Name	SNAP-Ed Agency(ies)	Level of Evidence Base	
2.2, 2.3 2.4, 2.5 2.6 2.7	NEOPB Retail Program- Fruit and Veggie Marketing and Point of Sale Materials, Recipe Cards		x	Research Tested
		CWD		Practice Tested
		x LHD		Emerging
		AAA		N/A - Please describe below:
		UCCE		
		CCC		
2.2, 2.3 2.4, 2.5 2.6, 2.7	NEOPB Retail Food Demonstration Kit			Research Tested
		CWD		Practice Tested
		x LHD	x	Emerging
		AAA		N/A - Please describe below:
		UCCE		
		CCC		

2.2, 2.3 2.4, 2.5 2.7	NEOPB Produce Guide		CWD		Research Tested
		x	LHD		Practice Tested
			AAA		Emerging
			UCCE	x	N/A - Please describe below:
			CCC	Approved SNAP-Ed Resource Materials	
2.7	Cooking Matters		CWD	x	Research Tested
		x	LHD		Practice Tested
			AAA		Emerging
			UCCE		N/A - Please describe below:
			CCC		
2.2, 2.3 2.4 2.5 2.7, 2.9	Harvest of the Month Handouts		CWD	x	Research Tested
		x	LHD		Practice Tested
			AAA		Emerging
			UCCE		N/A - Please describe below:
			CCC		
2.2 2.3 2.4 2.5	NEOPB Treasure Hunt Booklet		CWD		Research Tested
		x	LHD		Practice Tested
			AAA		Emerging
			UCCE		N/A - Please describe below: Approved SNAP-Ed Resource Materials
			CCC		
2.9	Power Play A Team 2 Table Adventure		CWD		Research Tested
		x	LHD		Practice Tested
			AAA		Emerging
					N/A - Please describe

			UCCE		below: Approved SNAP-Ed Resource Materials
			CCC		
2.7	NEOPB Fruit, Vegetable, and Physical Activity Tool Box for Community Educators, Flavors of My Kitchen Cookbook(Eng/Span)		CWD		Research Tested
		x	LHD		Practice Tested
			AAA		Emerging
			UCCE	x	N/A - Please describe below
			CCC		Approved SNAP-Ed Resource Materials
2.3	My Plate Ten Tips Nutrition Education Series (Hmong, Spanish, English)		CWD		Research Tested
2.4					Practice Tested
2.5		x	LHD		Emerging
2.7			AAA		N/A - Please describe below: Approved SNAP-Ed Resource Materials
2.9			UCCE		
			CCC		
2.3	Rethink your Drink Choosing Healthy Beverages Lesson with corresponding handouts and posters		CWD		Research Tested
2.4		x	LHD	x	Practice Tested
2.5			AAA		Emerging
2.7			UCCE		N/A - Please describe below:
2.9			CCC		
2.2	EatFresh.org		CWD		Research Tested
2.3					Practice Tested
2.4		x	LHD	x	Emerging
2.7			AAA		N/A - Please describe below:
2.9			UCCE		
			CCC		
2.2	CDPH Policy Systems and Environmental Change Resource Guide: Strategies for Increased Access to Healthy Tools, Beverages and Physical Activity		CWD		Research Tested
2.8					Practice Tested

2.9 2.10 2.11		x	LHD	X	Emerging
			AAA		N/A - Please describe below: Approved SNAP-Ed Resource Materials
			UCCE		
			CCC		

Evaluation Activities (FFY 2017 - FFY 2019)

[(Evaluation Type)]

Activity Number	Evaluation Activity Description	Formative	Process	Outcome or Impact	Responsible SNAP-Ed Agency(ies)	Time Frame: Year & Quarter** Check all that apply	Tool/Documentation
E.2.1	On an on-going basis, record SNAP-Ed activities, sites, participants reached, and other required elements for USDA's SNAP-Ed Education and Administration Reporting System.		x	x	<div>CWD</div> <div>x LHD</div> <div>AAA</div> <div>UCCE</div> <div>CCC</div>	<div>Year 1</div> <div>Q1 Q2 Q3 Q4</div> <div>x x x x</div> <div>Year 2</div> <div>Q1 Q2 Q3 Q4</div> <div>x x x x</div> <div>Year 3</div> <div>Q1 Q2 Q3 Q4</div> <div>x x x x</div>	<div>x EARS/ATF</div> <div>PSE RE-AIM Report</div> <div>UC CalFresh Workbook</div> <div>Food Behavior Checklist</div> <div>UC Intent to Change</div> <div>List other:</div>

E.2.2	Use the RE-AIM evaluation framework to report on an annual basis progress for Healthy Retail, Food Access, and Marketing Objective activity and communications tracking, on-site nutrition assessments, surveys and/or key informant interviews of champions, funded staff, customers, managers, and/or other stakeholders.		X	X	<table><tr><td></td><td>CWD</td></tr><tr><td>X</td><td>LHD</td></tr><tr><td></td><td>AAA</td></tr><tr><td></td><td>UCCE</td></tr><tr><td></td><td>CCC</td></tr></table>		CWD	X	LHD		AAA		UCCE		CCC	<table><tr><th colspan="4">Year 1</th></tr><tr><td>Q1</td><td>Q2</td><td>Q3</td><td>Q4</td></tr><tr><td>x</td><td>x</td><td>x</td><td>x</td></tr><tr><th colspan="4">Year 2</th></tr><tr><td>Q1</td><td>Q2</td><td>Q3</td><td>Q4</td></tr><tr><td>x</td><td>x</td><td>x</td><td>x</td></tr><tr><th colspan="4">Year 3</th></tr><tr><td>Q1</td><td>Q2</td><td>Q3</td><td>Q4</td></tr><tr><td>x</td><td>x</td><td>x</td><td>x</td></tr></table>	Year 1				Q1	Q2	Q3	Q4	x	x	x	x	Year 2				Q1	Q2	Q3	Q4	x	x	x	x	Year 3				Q1	Q2	Q3	Q4	x	x	x	x	<table><tr><td>x</td><td>EARS/ATF</td></tr><tr><td></td><td>PSE RE-AIM Report</td></tr><tr><td></td><td>UC CalFresh Workbook</td></tr><tr><td></td><td>Food Behavior Checklist</td></tr><tr><td></td><td>UC Intent to Change</td></tr></table> <div>List other: Evaluation tools, evaluation summaries/reports</div>	x	EARS/ATF		PSE RE-AIM Report		UC CalFresh Workbook		Food Behavior Checklist		UC Intent to Change
	CWD																																																														
X	LHD																																																														
	AAA																																																														
	UCCE																																																														
	CCC																																																														
Year 1																																																															
Q1	Q2	Q3	Q4																																																												
x	x	x	x																																																												
Year 2																																																															
Q1	Q2	Q3	Q4																																																												
x	x	x	x																																																												
Year 3																																																															
Q1	Q2	Q3	Q4																																																												
x	x	x	x																																																												
x	EARS/ATF																																																														
	PSE RE-AIM Report																																																														
	UC CalFresh Workbook																																																														
	Food Behavior Checklist																																																														
	UC Intent to Change																																																														
E.2.3	Develop evaluation plan and provide technical assistance for evaluation piloting and implementation of Mobile Demonstration Kitchen Sustainability Model. LHD Sub E will lead evaluation activities.		X	X	<table><tr><td></td><td>CWD</td></tr><tr><td>x</td><td>LHD</td></tr><tr><td></td><td>AAA</td></tr><tr><td></td><td>UCCE</td></tr><tr><td></td><td>CCC</td></tr></table>		CWD	x	LHD		AAA		UCCE		CCC	<table><tr><th colspan="4">Year 1</th></tr><tr><td>Q1</td><td>Q2</td><td>Q3</td><td>Q4</td></tr><tr><td>x</td><td>x</td><td>x</td><td>x</td></tr><tr><th colspan="4">Year 2</th></tr><tr><td>Q1</td><td>Q2</td><td>Q3</td><td>Q4</td></tr><tr><td>x</td><td>x</td><td>x</td><td>x</td></tr><tr><th colspan="4">Year 3</th></tr><tr><td>Q1</td><td>Q2</td><td>Q3</td><td>Q4</td></tr><tr><td>x</td><td>x</td><td>x</td><td>x</td></tr></table>	Year 1				Q1	Q2	Q3	Q4	x	x	x	x	Year 2				Q1	Q2	Q3	Q4	x	x	x	x	Year 3				Q1	Q2	Q3	Q4	x	x	x	x	<table><tr><td></td><td>EARS/ATF</td></tr><tr><td></td><td>PSE RE-AIM Report</td></tr><tr><td></td><td>UC CalFresh Workbook</td></tr><tr><td></td><td>Food Behavior Checklist</td></tr><tr><td></td><td>UC Intent to Change</td></tr></table> <div>List other: Mobile Demonstration Kitchen Sustainability Model evaluation plan.</div>		EARS/ATF		PSE RE-AIM Report		UC CalFresh Workbook		Food Behavior Checklist		UC Intent to Change
	CWD																																																														
x	LHD																																																														
	AAA																																																														
	UCCE																																																														
	CCC																																																														
Year 1																																																															
Q1	Q2	Q3	Q4																																																												
x	x	x	x																																																												
Year 2																																																															
Q1	Q2	Q3	Q4																																																												
x	x	x	x																																																												
Year 3																																																															
Q1	Q2	Q3	Q4																																																												
x	x	x	x																																																												
	EARS/ATF																																																														
	PSE RE-AIM Report																																																														
	UC CalFresh Workbook																																																														
	Food Behavior Checklist																																																														
	UC Intent to Change																																																														
E.2.4	Use the RE-AIM evaluation framework to report on an annual basis progress for the FCHIP Farm to Table Workgroup’s local best practice to expand access to fruits and vegetables through activity and		x	x	<table><tr><td></td><td>CWD</td></tr><tr><td>x</td><td>LHD</td></tr><tr><td></td><td>AAA</td></tr><tr><td></td><td>UCCE</td></tr></table>		CWD	x	LHD		AAA		UCCE	<table><tr><th colspan="4">Year 1</th></tr><tr><td>Q1</td><td>Q2</td><td>Q3</td><td>Q4</td></tr><tr><td>x</td><td>x</td><td>x</td><td>x</td></tr><tr><th colspan="4">Year 2</th></tr></table>	Year 1				Q1	Q2	Q3	Q4	x	x	x	x	Year 2				<table><tr><td>x</td><td>EARS/ATF</td></tr><tr><td></td><td>PSE RE-AIM Report</td></tr><tr><td></td><td>UC CalFresh</td></tr></table>	x	EARS/ATF		PSE RE-AIM Report		UC CalFresh																										
	CWD																																																														
x	LHD																																																														
	AAA																																																														
	UCCE																																																														
Year 1																																																															
Q1	Q2	Q3	Q4																																																												
x	x	x	x																																																												
Year 2																																																															
x	EARS/ATF																																																														
	PSE RE-AIM Report																																																														
	UC CalFresh																																																														

	communications tracking, on-site nutrition assessments, surveys and/or key informant interviews of champions, funded staff, customers, and/or other stakeholders.					CCC	<table><tr><th>Q1</th><th>Q2</th><th>Q3</th><th>Q4</th></tr><tr><td>x</td><td>x</td><td>x</td><td>X</td></tr></table> <table><tr><th colspan="4">Year 3</th></tr><tr><th>Q1</th><th>Q2</th><th>Q3</th><th>Q4</th></tr><tr><td>X</td><td>X</td><td>X</td><td>X</td></tr></table>	Q1	Q2	Q3	Q4	x	x	x	X	Year 3				Q1	Q2	Q3	Q4	X	X	X	X	<table><tr><td></td><td>Workbook</td></tr><tr><td></td><td>Food Behavior Checklist</td></tr><tr><td></td><td>UC Intent to Change</td></tr></table> <p>List other: Evaluation tools, evaluation</p>		Workbook		Food Behavior Checklist		UC Intent to Change
Q1	Q2	Q3	Q4																															
x	x	x	X																															
Year 3																																		
Q1	Q2	Q3	Q4																															
X	X	X	X																															
	Workbook																																	
	Food Behavior Checklist																																	
	UC Intent to Change																																	

****Time Frame: Year & Quarter:**

Year 1 (FFY 2017); Year 2 (FFY 2018); Year 3 (FFY 2019)

Qtr. 1 (Oct. 1-Dec. 31); Qtr. 2 (Jan. 1-March 31); Qtr. 3 (Apr. 1-Jun. 30); Qtr. 4 (Jul. 1-Sept.30)

SECTION C: INTERVENTION PLAN

I. Three-Year SNAP-Ed Local Objective #3 (FFY 2017–FFY 2019):

Local Objectives must be S.M.A.R.T (Specific, Measureable, Achievable, Realistic, and Time-Bound)

By September 30, 2019, qualify and continue to partner with a total of 15 worksites (12 qualifying worksites and at least 3 qualifying school district worksites) to implement worksite wellness activities utilizing the Get Fit Business Kit and to create at least 2 policy, systems and environmental changes to support the healthy behavior changes of their employees, increase consumption of healthy foods and beverages, reduce consumption of unhealthy foods and beverages, and increase physical activity practices among Fresno County SNAP-Ed eligible population through worksite environmental support in the six targeted communities in Fresno County.

SNAP-Ed State Goals (*check all that apply*):

x	Goal 1: Food and Beverages (Behavioral)
x	Goal 2: Physical Activity (Behavioral)
	Goal 3: Food Resource Management (Behavioral)
x	Goal 4: Access to and/or appeal of dietary choices(Physical and Social Environmental)
x	Goal 5: Access to and/or appeal of physical activity opportunities (Physical and Social Environmental)

II. PSE Strategy(ies) that support the Three-Year SNAP-Ed Local Objective listed above:

Worksite Wellness

III. Annual Objectives to support the Three-Year SNAP-Ed Local Objective listed above:

Local Objectives must be S.M.A.R.T (Specific, Measureable, Achievable, Realistic, and Time-Bound)

1. FFY 2017 (Year 1) Objective(s):

- a. By September 30, 2017, recruit and qualify at least 6 worksites and 1 school district worksites in the six targeted communities in Fresno County to incorporate worksite wellness activities utilizing California Fit Business Kit that will increase the knowledge, skills, self-efficacy, and positive attitudes of their employees that promote healthy eating and physical activity.
- b. By September 30, 2017, work with participating worksites to each complete a minimum of 1 activity in the California Fit Business Kit and identify policy, system and environmental changes to implement that will support the healthy behavior changes of their employees., increase consumption of healthy foods and beverages, reduce consumption of unhealthy foods and beverages, and increase physical activity practices among Fresno County SNAP-Ed eligible population through worksite environmental support.

2. FFY 2018 (Year 2) Objective(s):

- a. By September 30, 2018, recruit and qualify at least 3 additional worksites and 1 additional school district worksites in the six targeted communities in Fresno County to incorporate worksite wellness activities utilizing California Fit Business Kit that will increase the knowledge, skills, self-efficacy, and positive attitudes of their employees that promote healthy eating and physical activity.
- b. By September 30, 2018, work with participating worksites to each complete a minimum of 1 activity in the California Fit Business Kit and identify policy, system and environmental changes to implement that will support the healthy behavior changes of their employees., increase consumption of healthy foods and beverages, reduce consumption of unhealthy foods and beverages, and increase physical activity practices among Fresno County SNAP-Ed eligible population through worksite environmental support.
- c. By September 30, 2018, at least 1 participating worksite will develop and implement at least 1 policy, system environmental change that support the healthy behavior changes of their employees, increase consumption of healthy foods and beverages, reduce consumption of unhealthy foods and beverages, and increase physical activity practices among Fresno County SNAP-Ed eligible population through worksite environmental support.

3. FFY 2019 (Year 3) Objective(s):

- a. By September 30, 2019, recruit and qualify at least 3 additional worksites and 1 additional school district worksites in the six targeted communities in Fresno County to incorporate worksite wellness activities utilizing California Fit Business Kit that will increase the knowledge, skills, self-efficacy, and positive attitudes of their employees that promote healthy eating and physical activity.
- b. By September 30, 2018, work with participating worksites to each complete a minimum of 1 activity in the California Fit Business Kit and identify policy, system and environmental changes to implement that will support the healthy behavior changes of their employees., increase consumption of healthy foods and beverages, reduce consumption of unhealthy foods and beverages, and increase physical activity practices among Fresno County SNAP-Ed eligible population through worksite environmental support.
- c. By September 30, 2019, at least 2 participating worksites will develop and implement at least 1 policy, system environmental change that support the healthy behavior changes of their employees, increase consumption of healthy foods and beverages, reduce consumption of unhealthy foods and beverages, and increase physical activity practices among Fresno County SNAP-Ed eligible population through worksite environmental support.

Three-Year SNAP-Ed Local Objective #3 (FFY 2017–FFY 2019):

By September 30, 2019, qualify and continue to partner with a total of 15 worksites (12 qualifying worksites and at least 3 qualifying school district worksites) to implement worksite wellness activities utilizing the Get Fit Business Kit and to create at least 2 policy, systems and environmental changes to support the healthy behavior changes of their employees, increase consumption of healthy foods and beverages, reduce consumption of unhealthy foods and beverages, and increase physical activity practices among Fresno County SNAP-Ed eligible population through worksite environmental support in the six targeted communities in Fresno County.

Activity Number	Activity Description	Intervention Categories*		Responsible SNAP-Ed Agency(ies)		Subcontractors	Time Frame: Year & Quarter** <i>Check all that apply</i>	Documentation								
3.1	Recruit and qualify at least 7 worksites in year one, 4 worksites in year two, and 4 worksites in year three for a total of 15 worksites (12 worksites and 3 school districts) to participate in the NEOPB Worksite Program by end of year 3.		CED		CWD	CWD: LHD: Sub E AAA: UCCE: CCC:	Year 1	Worksite Program Qualification documents, ATF,								
			CEI	x	LHD		<table><tr><td>Q1</td><td>Q2</td><td>Q3</td><td>Q4</td></tr><tr><td>x</td><td>x</td><td>x</td><td>x</td></tr></table>		Q1	Q2	Q3	Q4	x	x	x	x
		Q1	Q2	Q3	Q4											
		x	x	x	x											
			MPR		AAA											
		x	C&C		UCCE											
	TTA		CCC													

					<table><tr><th colspan="4">Year 3</th></tr><tr><td>Q1</td><td>Q2</td><td>Q3</td><td>Q4</td></tr><tr><td>x</td><td>x</td><td>x</td><td>x</td></tr></table>	Year 3				Q1	Q2	Q3	Q4	x	x	x	x	*Contributes to annual objective 1.a, 2.a, 3.a																																												
Year 3																																																														
Q1	Q2	Q3	Q4																																																											
x	x	x	x																																																											
3.2	Complete the “Check for Health” in the California Fit Business Kit with worksites and school districts that have not yet completed.	<table><tr><td></td><td>CED</td></tr><tr><td></td><td>CEI</td></tr><tr><td></td><td>MPR</td></tr><tr><td>x</td><td>C&C</td></tr><tr><td></td><td>TTA</td></tr></table>		CED		CEI		MPR	x	C&C		TTA	<table><tr><td></td><td>CWD</td></tr><tr><td>x</td><td>LHD</td></tr><tr><td></td><td>AAA</td></tr><tr><td></td><td>UCCE</td></tr><tr><td></td><td>CCC</td></tr></table>		CWD	x	LHD		AAA		UCCE		CCC	CWD: LHD: Sub E AAA: UCCE: CCC:	<table><tr><th colspan="4">Year 1</th></tr><tr><td>Q1</td><td>Q2</td><td>Q3</td><td>Q4</td></tr><tr><td>x</td><td>x</td><td>x</td><td>x</td></tr></table> <table><tr><th colspan="4">Year 2</th></tr><tr><td>Q1</td><td>Q2</td><td>Q3</td><td>Q4</td></tr><tr><td>x</td><td>x</td><td>x</td><td>x</td></tr></table> <table><tr><th colspan="4">Year 3</th></tr><tr><td>Q1</td><td>Q2</td><td>Q3</td><td>Q4</td></tr><tr><td>x</td><td>x</td><td>x</td><td>x</td></tr></table>	Year 1				Q1	Q2	Q3	Q4	x	x	x	x	Year 2				Q1	Q2	Q3	Q4	x	x	x	x	Year 3				Q1	Q2	Q3	Q4	x	x	x	x	ATF, RE-AIM (PSE Database) On file: Check for Health Documents *Contributes to annual objective 1.b, 2.b, 3.b
	CED																																																													
	CEI																																																													
	MPR																																																													
x	C&C																																																													
	TTA																																																													
	CWD																																																													
x	LHD																																																													
	AAA																																																													
	UCCE																																																													
	CCC																																																													
Year 1																																																														
Q1	Q2	Q3	Q4																																																											
x	x	x	x																																																											
Year 2																																																														
Q1	Q2	Q3	Q4																																																											
x	x	x	x																																																											
Year 3																																																														
Q1	Q2	Q3	Q4																																																											
x	x	x	x																																																											
3.3	Each of the participating worksites and participating school districts will complete a minimum of 1 activity in the California Fit Business Kit over the contract term.	<table><tr><td></td><td>CED</td></tr><tr><td></td><td>CEI</td></tr><tr><td></td><td>MPR</td></tr><tr><td>x</td><td>C&C</td></tr><tr><td></td><td>TTA</td></tr></table>		CED		CEI		MPR	x	C&C		TTA	<table><tr><td></td><td>CWD</td></tr><tr><td>x</td><td>LHD</td></tr><tr><td></td><td>AAA</td></tr><tr><td></td><td>UCCE</td></tr><tr><td></td><td>CCC</td></tr></table>		CWD	x	LHD		AAA		UCCE		CCC	CWD: LHD: Sub E AAA: UCCE: CCC:	<table><tr><th colspan="4">Year 1</th></tr><tr><td>Q1</td><td>Q2</td><td>Q3</td><td>Q4</td></tr><tr><td>x</td><td>x</td><td>x</td><td>x</td></tr></table> <table><tr><th colspan="4">Year 2</th></tr><tr><td>Q1</td><td>Q2</td><td>Q3</td><td>Q4</td></tr><tr><td>x</td><td>x</td><td>x</td><td>x</td></tr></table> <table><tr><th colspan="4">Year 3</th></tr><tr><td>Q1</td><td>Q2</td><td>Q3</td><td>Q4</td></tr><tr><td>x</td><td>x</td><td>x</td><td>x</td></tr></table>	Year 1				Q1	Q2	Q3	Q4	x	x	x	x	Year 2				Q1	Q2	Q3	Q4	x	x	x	x	Year 3				Q1	Q2	Q3	Q4	x	x	x	x	ATF, RE-AIM (PSE Database) ATF, RE-AIM On file: Activity documentation, pictures, *Contributes to annual objective 1.b, 2.b, 3.b
	CED																																																													
	CEI																																																													
	MPR																																																													
x	C&C																																																													
	TTA																																																													
	CWD																																																													
x	LHD																																																													
	AAA																																																													
	UCCE																																																													
	CCC																																																													
Year 1																																																														
Q1	Q2	Q3	Q4																																																											
x	x	x	x																																																											
Year 2																																																														
Q1	Q2	Q3	Q4																																																											
x	x	x	x																																																											
Year 3																																																														
Q1	Q2	Q3	Q4																																																											
x	x	x	x																																																											

3.4	Provide ongoing technical assistance to participating worksites and school districts on the California Fit Business Kit.	<table><tr><td></td><td>CED</td></tr><tr><td></td><td>CEI</td></tr><tr><td></td><td>MPR</td></tr><tr><td></td><td>C&C</td></tr><tr><td>x</td><td>TTA</td></tr></table>		CED		CEI		MPR		C&C	x	TTA	<table><tr><td></td><td>CWD</td></tr><tr><td>x</td><td>LHD</td></tr><tr><td></td><td>AAA</td></tr><tr><td></td><td>UCCE</td></tr><tr><td></td><td>CCC</td></tr></table>		CWD	x	LHD		AAA		UCCE		CCC	CWD: LHD: Sub E AAA: UCCE: CCC: :	<table><tr><td colspan="4">Year 1</td></tr><tr><td>Q1</td><td>Q2</td><td>Q3</td><td>Q4</td></tr><tr><td>x</td><td>x</td><td>x</td><td>x</td></tr><tr><td colspan="4">Year 2</td></tr><tr><td>Q1</td><td>Q2</td><td>Q3</td><td>Q4</td></tr><tr><td>x</td><td>x</td><td>x</td><td>x</td></tr><tr><td colspan="4">Year 3</td></tr><tr><td>Q1</td><td>Q2</td><td>Q3</td><td>Q4</td></tr><tr><td>x</td><td>x</td><td>x</td><td>x</td></tr></table>	Year 1				Q1	Q2	Q3	Q4	x	x	x	x	Year 2				Q1	Q2	Q3	Q4	x	x	x	x	Year 3				Q1	Q2	Q3	Q4	x	x	x	x	ATF, RE-AIM (PSE Database) On file: notes, e-mails, TA log *Contributes to annual objectives 1.a, 2.a, 3.a
	CED																																																													
	CEI																																																													
	MPR																																																													
	C&C																																																													
x	TTA																																																													
	CWD																																																													
x	LHD																																																													
	AAA																																																													
	UCCE																																																													
	CCC																																																													
Year 1																																																														
Q1	Q2	Q3	Q4																																																											
x	x	x	x																																																											
Year 2																																																														
Q1	Q2	Q3	Q4																																																											
x	x	x	x																																																											
Year 3																																																														
Q1	Q2	Q3	Q4																																																											
x	x	x	x																																																											
3.5	Provide technical assistance and support to 1 participating worksite in year two and 2 participating worksites in year three in developing and implementing at least 1 policy, system, environmental change that will support healthy behavior changes.	<table><tr><td></td><td>CED</td></tr><tr><td></td><td>CEI</td></tr><tr><td></td><td>MPR</td></tr><tr><td></td><td>C&C</td></tr><tr><td>x</td><td>TTA</td></tr></table>		CED		CEI		MPR		C&C	x	TTA	<table><tr><td></td><td>CWD</td></tr><tr><td>x</td><td>LHD</td></tr><tr><td></td><td>AAA</td></tr><tr><td></td><td>UCCE</td></tr><tr><td></td><td>CCC</td></tr></table>		CWD	x	LHD		AAA		UCCE		CCC	CWD: LHD: Sub E AAA: UCCE: CCC: :	<table><tr><td colspan="4">Year 1</td></tr><tr><td>Q1</td><td>Q2</td><td>Q3</td><td>Q4</td></tr><tr><td></td><td></td><td></td><td></td></tr><tr><td colspan="4">Year 2</td></tr><tr><td>Q1</td><td>Q2</td><td>Q3</td><td>Q4</td></tr><tr><td>x</td><td>x</td><td>x</td><td>x</td></tr><tr><td colspan="4">Year 3</td></tr><tr><td>Q1</td><td>Q2</td><td>Q3</td><td>Q4</td></tr><tr><td>x</td><td>x</td><td>x</td><td>x</td></tr></table>	Year 1				Q1	Q2	Q3	Q4					Year 2				Q1	Q2	Q3	Q4	x	x	x	x	Year 3				Q1	Q2	Q3	Q4	x	x	x	x	ATF, RE-AIM (PSE Database) On file: meetings notes, e-mails, TA log, pictures, media stories *Contributes to annual objective 2.c, 3.c
	CED																																																													
	CEI																																																													
	MPR																																																													
	C&C																																																													
x	TTA																																																													
	CWD																																																													
x	LHD																																																													
	AAA																																																													
	UCCE																																																													
	CCC																																																													
Year 1																																																														
Q1	Q2	Q3	Q4																																																											
Year 2																																																														
Q1	Q2	Q3	Q4																																																											
x	x	x	x																																																											
Year 3																																																														
Q1	Q2	Q3	Q4																																																											
x	x	x	x																																																											
3.6	Connect each worksite with the Regional Lactation Liaison (WIC) who will provide technical assistance and resources to ensure worksites have lactation accommodations available to their employees.	<table><tr><td></td><td>CED</td></tr><tr><td></td><td>CEI</td></tr><tr><td></td><td>MPR</td></tr><tr><td>x</td><td>C&C</td></tr><tr><td>x</td><td>TTA</td></tr></table>		CED		CEI		MPR	x	C&C	x	TTA	<table><tr><td></td><td>CWD</td></tr><tr><td>x</td><td>LHD</td></tr><tr><td></td><td>AAA</td></tr><tr><td></td><td>UCCE</td></tr><tr><td></td><td>CCC</td></tr></table>		CWD	x	LHD		AAA		UCCE		CCC	CWD: LHD: Sub E AAA: UCCE: CCC: :	<table><tr><td colspan="4">Year 1</td></tr><tr><td>Q1</td><td>Q2</td><td>Q3</td><td>Q4</td></tr><tr><td>x</td><td>x</td><td>x</td><td>x</td></tr><tr><td colspan="4">Year 2</td></tr><tr><td>Q1</td><td>Q2</td><td>Q3</td><td>Q4</td></tr><tr><td>x</td><td>x</td><td>x</td><td>x</td></tr><tr><td colspan="4">Year 3</td></tr><tr><td>Q1</td><td>Q2</td><td>Q3</td><td>Q4</td></tr><tr><td></td><td></td><td></td><td></td></tr></table>	Year 1				Q1	Q2	Q3	Q4	x	x	x	x	Year 2				Q1	Q2	Q3	Q4	x	x	x	x	Year 3				Q1	Q2	Q3	Q4					meetings notes, e-mails, TA log, *Contributes to annual objective 1.b, 2.b, 3.b
	CED																																																													
	CEI																																																													
	MPR																																																													
x	C&C																																																													
x	TTA																																																													
	CWD																																																													
x	LHD																																																													
	AAA																																																													
	UCCE																																																													
	CCC																																																													
Year 1																																																														
Q1	Q2	Q3	Q4																																																											
x	x	x	x																																																											
Year 2																																																														
Q1	Q2	Q3	Q4																																																											
x	x	x	x																																																											
Year 3																																																														
Q1	Q2	Q3	Q4																																																											

CED = Community/Nutrition and Physical Activity Education Direct; **CEI** = Community/Nutrition and Physical Activity Education Indirect; **MPR** = Media, Social Media, Public Relations and Messaging; **C&C** = Coordination and Collaboration; **TTA** = Training and Technical Assistance

Year 1 (FFY 2017); Year 2 (FFY 2018); Year 3 (FFY 2019)
Qtr. 1 (Oct. 1-Dec. 31); Qtr. 2 (Jan. 1-March 31); Qtr. 3 (Apr. 1-Jun. 30); Qtr. 4 (Jul. 1-Sept. 30)

Activity Number	Curriculum, Toolkit, Resource Name	SNAP-Ed Agency(ies)		Level of Evidence Base	
3.1	California Fit Business Kit, Posters – Worksite Program		CWD		Research Tested
3.2		x	LHD		Practice Tested
3.3			AAA	x	Emerging
3.4			UCCE		N/A - Please describe below:
3.5			CCC		
3.7					

3.3 3.4 3.6 3.7	USDA/Choose My Plate	<table><tr><td></td><td>CWD</td></tr><tr><td>x</td><td>LHD</td></tr><tr><td></td><td>AAA</td></tr><tr><td></td><td>UCCE</td></tr><tr><td></td><td>CCC</td></tr></table>		CWD	x	LHD		AAA		UCCE		CCC	<table><tr><td>x</td><td>Research Tested</td></tr><tr><td></td><td>Practice Tested</td></tr><tr><td></td><td>Emerging</td></tr><tr><td></td><td>N/A - Please describe below:</td></tr></table>	x	Research Tested		Practice Tested		Emerging		N/A - Please describe below:
	CWD																				
x	LHD																				
	AAA																				
	UCCE																				
	CCC																				
x	Research Tested																				
	Practice Tested																				
	Emerging																				
	N/A - Please describe below:																				
3.3 3.4	NEOPB Cookbooks (Flavors of My Kitchen (Eng/Spa), Everyday Healthy Meals (Eng/Spa), Healthy Latino Recipes (Eng/Spa), Soulful Recipes	<table><tr><td></td><td>CWD</td></tr><tr><td>x</td><td>LHD</td></tr><tr><td></td><td>AAA</td></tr><tr><td></td><td>UCCE</td></tr><tr><td></td><td>CCC</td></tr></table>		CWD	x	LHD		AAA		UCCE		CCC	<table><tr><td></td><td>Research Tested</td></tr><tr><td></td><td>Practice Tested</td></tr><tr><td></td><td>Emerging</td></tr><tr><td>x</td><td>N/A - Please describe below: Approved SNAP-Ed Resource Materials</td></tr></table>		Research Tested		Practice Tested		Emerging	x	N/A - Please describe below: Approved SNAP-Ed Resource Materials
	CWD																				
x	LHD																				
	AAA																				
	UCCE																				
	CCC																				
	Research Tested																				
	Practice Tested																				
	Emerging																				
x	N/A - Please describe below: Approved SNAP-Ed Resource Materials																				
3.3 3.7	EatFresh.org	<table><tr><td></td><td>CWD</td></tr><tr><td>x</td><td>LHD</td></tr><tr><td></td><td>AAA</td></tr><tr><td></td><td>UCCE</td></tr><tr><td></td><td>CCC</td></tr></table>		CWD	x	LHD		AAA		UCCE		CCC	<table><tr><td></td><td>Research Tested</td></tr><tr><td></td><td>Practice Tested</td></tr><tr><td>x</td><td>Emerging</td></tr><tr><td></td><td>N/A - Please describe below:</td></tr></table>		Research Tested		Practice Tested	x	Emerging		N/A - Please describe below:
	CWD																				
x	LHD																				
	AAA																				
	UCCE																				
	CCC																				
	Research Tested																				
	Practice Tested																				
x	Emerging																				
	N/A - Please describe below:																				
3.5 3.7	CDPH Policy Systems and Environmental Change Resource Guide: Strategies for Increased Access to Healthy Tools, Beverages and Physical Activity	<table><tr><td></td><td>CWD</td></tr><tr><td>x</td><td>LHD</td></tr><tr><td></td><td>AAA</td></tr><tr><td></td><td>UCCE</td></tr></table>		CWD	x	LHD		AAA		UCCE	<table><tr><td></td><td>Research Tested</td></tr><tr><td></td><td>Practice Tested</td></tr><tr><td></td><td>Emerging</td></tr><tr><td>x</td><td>N/A - Please describe</td></tr></table>		Research Tested		Practice Tested		Emerging	x	N/A - Please describe		
	CWD																				
x	LHD																				
	AAA																				
	UCCE																				
	Research Tested																				
	Practice Tested																				
	Emerging																				
x	N/A - Please describe																				

			CCC		below: Approved SNAP-Ed Resource Materials
--	--	--	-----	--	--

Evaluation Activities (FFY 2017 - FFY 2019)

[(Evaluation Type)]

Activity Number	Evaluation Activity Description	Formative	Process	Outcome or Impact	Responsible SNAP-Ed Agency(ies)	Time Frame: Year & Quarter** Check all that apply	Tool/Documentation																																																								
E.3.1	On an on-going basis, record SNAP-Ed activities, sites, participants reached, and other required elements for USDA’s SNAP-Ed Education and Administration Reporting System		x		<table><tr><td></td><td>CWD</td></tr><tr><td>x</td><td>LHD</td></tr><tr><td></td><td>AAA</td></tr><tr><td></td><td>UCCE</td></tr><tr><td></td><td>CCC</td></tr></table>		CWD	x	LHD		AAA		UCCE		CCC	<table><tr><td colspan="4">Year 1</td></tr><tr><td>Q1</td><td>Q2</td><td>Q3</td><td>Q4</td></tr><tr><td>x</td><td>x</td><td>x</td><td>x</td></tr><tr><td colspan="4">Year 2</td></tr><tr><td>Q1</td><td>Q2</td><td>Q3</td><td>Q4</td></tr><tr><td>x</td><td>x</td><td>x</td><td>x</td></tr><tr><td colspan="4">Year 3</td></tr><tr><td>Q1</td><td>Q2</td><td>Q3</td><td>Q4</td></tr><tr><td>x</td><td>x</td><td>x</td><td>x</td></tr></table>	Year 1				Q1	Q2	Q3	Q4	x	x	x	x	Year 2				Q1	Q2	Q3	Q4	x	x	x	x	Year 3				Q1	Q2	Q3	Q4	x	x	x	x	<table><tr><td>x</td><td>EARS/ATF</td></tr><tr><td></td><td>PSE RE-AIM Report</td></tr><tr><td></td><td>UC CalFresh Workbook</td></tr><tr><td></td><td>Food Behavior Checklist</td></tr><tr><td></td><td>UC Intent to</td></tr></table>	x	EARS/ATF		PSE RE-AIM Report		UC CalFresh Workbook		Food Behavior Checklist		UC Intent to
	CWD																																																														
x	LHD																																																														
	AAA																																																														
	UCCE																																																														
	CCC																																																														
Year 1																																																															
Q1	Q2	Q3	Q4																																																												
x	x	x	x																																																												
Year 2																																																															
Q1	Q2	Q3	Q4																																																												
x	x	x	x																																																												
Year 3																																																															
Q1	Q2	Q3	Q4																																																												
x	x	x	x																																																												
x	EARS/ATF																																																														
	PSE RE-AIM Report																																																														
	UC CalFresh Workbook																																																														
	Food Behavior Checklist																																																														
	UC Intent to																																																														

							<table><tr><td></td><td>Change</td></tr></table> List other:		Change																																																						
	Change																																																														
E.3.2	Use the RE-AIM evaluation framework to report on an annual basis progress for Worksite Wellness Objective, for worksites and school districts, with specific indicators of reach, effectiveness, adoption, implementation and maintenance through pre- and post-assessments (Check for Health survey in the Get Fit Business Kit), activity and communications tracking, interviews with staff, worksite policy review, and environmental observations where appropriate. LHD and LHD Sub E will lead.		x	x	<table><tr><td></td><td>CWD</td></tr><tr><td>x</td><td>LHD</td></tr><tr><td></td><td>AAA</td></tr><tr><td></td><td>UCCE</td></tr><tr><td></td><td>CCC</td></tr></table>		CWD	x	LHD		AAA		UCCE		CCC	<table><tr><td colspan="4">Year 1</td></tr><tr><td>Q1</td><td>Q2</td><td>Q3</td><td>Q4</td></tr><tr><td>x</td><td>x</td><td>x</td><td>x</td></tr><tr><td colspan="4">Year 2</td></tr><tr><td>Q1</td><td>Q2</td><td>Q3</td><td>Q4</td></tr><tr><td>x</td><td>x</td><td>x</td><td>x</td></tr><tr><td colspan="4">Year 3</td></tr><tr><td>Q1</td><td>Q2</td><td>Q3</td><td>Q4</td></tr><tr><td>x</td><td>x</td><td>x</td><td>x</td></tr></table>	Year 1				Q1	Q2	Q3	Q4	x	x	x	x	Year 2				Q1	Q2	Q3	Q4	x	x	x	x	Year 3				Q1	Q2	Q3	Q4	x	x	x	x	<table><tr><td></td><td>EARS/ATF</td></tr><tr><td>X</td><td>PSE RE-AIM Report</td></tr><tr><td></td><td>UC CalFresh Workbook</td></tr><tr><td></td><td>Food Behavior Checklist</td></tr><tr><td></td><td>UC Intent to Change</td></tr></table> List other: Evaluation tools, evaluation summaries/reports		EARS/ATF	X	PSE RE-AIM Report		UC CalFresh Workbook		Food Behavior Checklist		UC Intent to Change
	CWD																																																														
x	LHD																																																														
	AAA																																																														
	UCCE																																																														
	CCC																																																														
Year 1																																																															
Q1	Q2	Q3	Q4																																																												
x	x	x	x																																																												
Year 2																																																															
Q1	Q2	Q3	Q4																																																												
x	x	x	x																																																												
Year 3																																																															
Q1	Q2	Q3	Q4																																																												
x	x	x	x																																																												
	EARS/ATF																																																														
X	PSE RE-AIM Report																																																														
	UC CalFresh Workbook																																																														
	Food Behavior Checklist																																																														
	UC Intent to Change																																																														

****Time Frame: Year & Quarter:**

Year 1 (FFY 2017); Year 2 (FFY 2018); Year 3 (FFY 2019)

Qtr. 1 (Oct. 1-Dec. 31); Qtr. 2 (Jan. 1-March 31); Qtr. 3 (Apr. 1-Jun. 30); Qtr. 4 (Jul. 1-Sept.30)

SECTION C: INTERVENTION PLAN

I. Three-Year SNAP-Ed Local Objective #4 (FFY 2017–FFY 2019):

Local Objectives must be S.M.A.R.T (Specific, Measureable, Achievable, Realistic, and Time-Bound)

By September 30, 2019, at least 61 participating schools, will report successful implementation (put into practice) at least 1 policy system and environmental change that will support nutrition and physical activity education and opportunities to increase knowledge, skills, self-efficacy, and positive attitudes that promote healthy eating and physical activity, increase consumption of healthy foods and beverages, reduce consumption of unhealthy foods and beverages, and increase physical activity practices among Fresno County SNAP-Ed eligible population.

SNAP-Ed State Goals (check all that apply):

x	Goal 1: Food and Beverages (Behavioral)
x	Goal 2: Physical Activity (Behavioral)
	Goal 3: Food Resource Management (Behavioral)
x	Goal 4: Access to and/or appeal of dietary choices(Physical and Social Environmental)
x	Goal 5: Access to and/or appeal of physical activity opportunities (Physical and Social Environmental)

II. PSE Strategy(ies) that support the Three-Year SNAP-Ed Local Objective listed above:

School Wellness Policies, Smarter Lunchrooms, School Gardens, New/Improved access to structured PA programs

III. Annual Objectives to support the Three-Year SNAP-Ed Local Objective listed above:

Local Objectives must be S.M.A.R.T (Specific, Measureable, Achievable, Realistic, and Time-Bound)

1. FFY 2017 (Year 1) Objective(s):

- a. By September 30, 2017, at least 2 (UCCE=1, LHD=1) participating schools will implement at least 1 school wellness policy (SWP) and make at least 1 environmental or policy change that may include school garden, structured PA, etc., at the site.
- b. By September 30, 2017, UCCE staff will work with food service staff and/or youth at 8 participating FUSD high schools and LHD will work with food service staff and/or youth at 1 participating school to successfully implement the Smarter Lunchrooms Movement (SLM).
- c. By September 30, 2017, at least 22,000 (LHD=4,000 + UCCE= 18,000) participating youth will receive direct nutrition and physical activity education in the form of USDA approved lessons in qualifying school sites.
- d. By September 30, 2017, at least 24,500 (LHD=5,000 + UCCE=19,500) parents and at least 5,400 (LHD=2,100 + UCCE 3,300) youth will receive indirect nutrition and physical activity education utilizing USDA approved materials.

2. FFY 2018 (Year 2) Objective(s):

- a. By September 30, 2018, at least 2 additional (UCCE=1, LHD=1) participating school districts or schools will implement at least one school wellness policy (SWP) and make at least 1 environmental or policy change that may include school garden, structured PA, etc., at the site.

- b. By September 30, 2018, UCCE staff will work with food service staff and/or youth at 22 additional participating FUSD elementary schools and LHD will work with food service staff and/or youth at 1 additional participating school to successfully implement the Smarter Lunchrooms Movement.
- c. By September 30, 2018, at least 24,000 (LHD=5,000 + UCCE=19,000) participating youth will receive direct nutrition and physical activity education in the form of USDA approved lessons in qualifying school sites.
- d. By September 30, 2018, at least 25,000 (LHD=5,500 + UCCE=10,000) parents and at least 5,850 (LHD=2,200 + UCCE=3,650) youth will receive indirect nutrition and physical activity education utilizing USDA approved materials.

3. FFY 2019 (Year 3) Objective(s):

- a. By September 30, 2019, at least 2 additional (UCCE=1, LHD=1) participating school districts or schools will implement at least one school wellness policy (SWP) and make at least one environmental or policy change that may include school garden, structured PA, etc., at the site.
- b. By September 30, 2019, UCCE staff will work with food service staff and/or youth at 22 additional participating FUSD elementary schools and LHD will work with food service staff and/or youth at 1 additional participating school to successfully implement the Smarter Lunchrooms Movement.
- c. By September 30, 2019, at least 26,500 (LHD=6,500 + UCCE=20,000) participating youth will receive direct nutrition and physical activity education in the form of USDA approved lessons in qualifying school sites.
- d. By September 30, 2019, at least 25,500 (LHD=5,500 + UCCE=20,000) parents and at least 6,300 (LHD=2,500 + UCCE=3,800) youth will receive indirect nutrition and physical activity education utilizing USDA approved materials.

Three-Year SNAP-Ed Local Objective #4 (FFY 2017–FFY 2019):

By September 30, 2019, at least 61 participating schools, will report successful implementation (put into practice) at least 1 policy system and environmental change that will support nutrition and physical activity education and opportunities to increase knowledge, skills, self-efficacy, and positive attitudes that promote healthy eating and physical activity, increase consumption of healthy foods and beverages, reduce consumption of unhealthy foods and beverages, and increase physical activity practices among Fresno County SNAP-Ed eligible population.

Activity Number	Activity Description	Intervention Categories*	Responsible SNAP-Ed	Subcontractors	Time Frame: Year & Quarter**	Documentation
-----------------	----------------------	--------------------------	---------------------	----------------	------------------------------	---------------

			Agency(ies)		Check all that apply																																													
4.1	Review and assess participating schools' current wellness policies.	<table><tr><td></td><td>CED</td></tr><tr><td></td><td>CEI</td></tr><tr><td></td><td>MPR</td></tr><tr><td>x</td><td>C&C</td></tr><tr><td></td><td>TTA</td></tr></table>		CED		CEI		MPR	x	C&C		TTA	<table><tr><td></td><td>CWD</td></tr><tr><td>x</td><td>LHD</td></tr><tr><td></td><td>AAA</td></tr><tr><td>x</td><td>UCCE</td></tr><tr><td></td><td>CCC</td></tr></table>		CWD	x	LHD		AAA	x	UCCE		CCC	CWD: LHD: Sub D AAA: UCCE: CCC:	<div>Year 1</div> <table><tr><td>Q1</td><td>Q2</td><td>Q3</td><td>Q4</td></tr><tr><td>x</td><td></td><td></td><td></td></tr></table> <div>Year 2</div> <table><tr><td>Q1</td><td>Q2</td><td>Q3</td><td>Q4</td></tr><tr><td>x</td><td></td><td></td><td></td></tr></table> <div>Year 3</div> <table><tr><td>Q1</td><td>Q2</td><td>Q3</td><td>Q4</td></tr><tr><td>x</td><td></td><td></td><td></td></tr></table>	Q1	Q2	Q3	Q4	x				Q1	Q2	Q3	Q4	x				Q1	Q2	Q3	Q4	x				On file: Copies of policies
	CED																																																	
	CEI																																																	
	MPR																																																	
x	C&C																																																	
	TTA																																																	
	CWD																																																	
x	LHD																																																	
	AAA																																																	
x	UCCE																																																	
	CCC																																																	
Q1	Q2	Q3	Q4																																															
x																																																		
Q1	Q2	Q3	Q4																																															
x																																																		
Q1	Q2	Q3	Q4																																															
x																																																		

4.3	Provide training and ongoing support to at least 25 parents, of which 12 parent Champions will participate in their respective school district’s Wellness Committee to enhance their knowledge and skills related to the promotion of healthy eating and physical activity.	<table><tr><td></td><td>CED</td></tr><tr><td></td><td>CEI</td></tr><tr><td></td><td>MPR</td></tr><tr><td></td><td>C&C</td></tr><tr><td>x</td><td>TTA</td></tr></table>		CED		CEI		MPR		C&C	x	TTA	<table><tr><td></td><td>CWD</td></tr><tr><td>x</td><td>LHD</td></tr><tr><td></td><td>AAA</td></tr><tr><td></td><td>UCCE</td></tr><tr><td></td><td>CCC</td></tr></table>		CWD	x	LHD		AAA		UCCE		CCC	CWD: LHD: Sub A AAA: UCCE: CCC:	<table><tr><td colspan="4">Year 1</td></tr><tr><td>Q1</td><td>Q2</td><td>Q3</td><td>Q4</td></tr><tr><td>x</td><td>x</td><td>x</td><td>x</td></tr></table> <table><tr><td colspan="4">Year 2</td></tr><tr><td>Q1</td><td>Q2</td><td>Q3</td><td>Q4</td></tr><tr><td>x</td><td>x</td><td>x</td><td>x</td></tr></table> <table><tr><td colspan="4">Year 3</td></tr><tr><td>Q1</td><td>Q2</td><td>Q3</td><td>Q4</td></tr><tr><td>x</td><td>x</td><td>x</td><td>x</td></tr></table>	Year 1				Q1	Q2	Q3	Q4	x	x	x	x	Year 2				Q1	Q2	Q3	Q4	x	x	x	x	Year 3				Q1	Q2	Q3	Q4	x	x	x	x	ATF, RE-AIM (PSE Database) On file: Agendas, meeting notes, standard/policy documentation *Contributes to annual objective 1.a, 2.a, 3.a
	CED																																																													
	CEI																																																													
	MPR																																																													
	C&C																																																													
x	TTA																																																													
	CWD																																																													
x	LHD																																																													
	AAA																																																													
	UCCE																																																													
	CCC																																																													
Year 1																																																														
Q1	Q2	Q3	Q4																																																											
x	x	x	x																																																											
Year 2																																																														
Q1	Q2	Q3	Q4																																																											
x	x	x	x																																																											
Year 3																																																														
Q1	Q2	Q3	Q4																																																											
x	x	x	x																																																											
4.4	Provide training and support to develop at least 10 adult food service staff champions working in Smarter Lunchroom work in targeted schools annually.	<table><tr><td></td><td>CED</td></tr><tr><td></td><td>CEI</td></tr><tr><td></td><td>MPR</td></tr><tr><td></td><td>C&C</td></tr><tr><td>x</td><td>TTA</td></tr></table>		CED		CEI		MPR		C&C	x	TTA	<table><tr><td></td><td>CWD</td></tr><tr><td></td><td>LHD</td></tr><tr><td></td><td>AAA</td></tr><tr><td>x</td><td>UCCE</td></tr><tr><td></td><td>CCC</td></tr></table>		CWD		LHD		AAA	x	UCCE		CCC	CWD: LHD: AAA: UCCE: CCC:	<table><tr><td colspan="4">Year 1</td></tr><tr><td>Q1</td><td>Q2</td><td>Q3</td><td>Q4</td></tr><tr><td>x</td><td>x</td><td>x</td><td>x</td></tr></table> <table><tr><td colspan="4">Year 2</td></tr><tr><td>Q1</td><td>Q2</td><td>Q3</td><td>Q4</td></tr><tr><td>x</td><td>x</td><td>x</td><td>x</td></tr></table> <table><tr><td colspan="4">Year 3</td></tr><tr><td>Q1</td><td>Q2</td><td>Q3</td><td>Q4</td></tr><tr><td>x</td><td>x</td><td>x</td><td>x</td></tr></table>	Year 1				Q1	Q2	Q3	Q4	x	x	x	x	Year 2				Q1	Q2	Q3	Q4	x	x	x	x	Year 3				Q1	Q2	Q3	Q4	x	x	x	x	RTW On file: Sign-in sheets, agendas, evaluations, pictures, Champion Engagement System (tracking), identified project documentation *Contributes to annual objective 1.b, 2.b, 3.b
	CED																																																													
	CEI																																																													
	MPR																																																													
	C&C																																																													
x	TTA																																																													
	CWD																																																													
	LHD																																																													
	AAA																																																													
x	UCCE																																																													
	CCC																																																													
Year 1																																																														
Q1	Q2	Q3	Q4																																																											
x	x	x	x																																																											
Year 2																																																														
Q1	Q2	Q3	Q4																																																											
x	x	x	x																																																											
Year 3																																																														
Q1	Q2	Q3	Q4																																																											
x	x	x	x																																																											
4.5	Provide nutrition and physical activity education in the form of interactive USDA approved lessons and materials in qualifying preschool, elementary, and high schools to 18,000 youth in year one, 20,000 year in year two, and 26,500 youth in year three. Taste-	<table><tr><td>x</td><td>CED</td></tr><tr><td></td><td>CEI</td></tr><tr><td></td><td>MPR</td></tr><tr><td></td><td>C&C</td></tr><tr><td></td><td>TTA</td></tr></table>	x	CED		CEI		MPR		C&C		TTA	<table><tr><td></td><td>CWD</td></tr><tr><td></td><td>LHD</td></tr><tr><td></td><td>AAA</td></tr><tr><td>x</td><td>UCCE</td></tr><tr><td></td><td>CCC</td></tr></table>		CWD		LHD		AAA	x	UCCE		CCC	CWD: LHD: AAA: UCCE: CCC:	<table><tr><td colspan="4">Year 1</td></tr><tr><td>Q1</td><td>Q2</td><td>Q3</td><td>Q4</td></tr><tr><td>x</td><td>x</td><td>x</td><td>x</td></tr></table> <table><tr><td colspan="4">Year 2</td></tr><tr><td>Q1</td><td>Q2</td><td>Q3</td><td>Q4</td></tr><tr><td></td><td></td><td></td><td></td></tr></table>	Year 1				Q1	Q2	Q3	Q4	x	x	x	x	Year 2				Q1	Q2	Q3	Q4					UCCE: Teacher enrollment forms, NARF, evaluation tools, UCCE Reporting Tools Workbook (RTW)												
x	CED																																																													
	CEI																																																													
	MPR																																																													
	C&C																																																													
	TTA																																																													
	CWD																																																													
	LHD																																																													
	AAA																																																													
x	UCCE																																																													
	CCC																																																													
Year 1																																																														
Q1	Q2	Q3	Q4																																																											
x	x	x	x																																																											
Year 2																																																														
Q1	Q2	Q3	Q4																																																											

	testing will be included.					<table><tr><td>x</td><td>x</td><td>x</td><td>x</td></tr></table> <table><tr><td colspan="4">Year 3</td></tr><tr><td>Q1</td><td>Q2</td><td>Q3</td><td>Q4</td></tr><tr><td>x</td><td>x</td><td>x</td><td>x</td></tr></table>	x	x	x	x	Year 3				Q1	Q2	Q3	Q4	x	x	x	x	*Contributes to annual objective 1.c, 2.c, 3.c																																							
x	x	x	x																																																											
Year 3																																																														
Q1	Q2	Q3	Q4																																																											
x	x	x	x																																																											
4.6	Provide nutrition and physical activity education in the form of interactive USDA approved lessons in qualifying preschool, elementary, and high schools and after schools to 4,000 youth in year one, 5,000 youth in year two, and 6,500 in year three. Taste-testing will be included.	<table><tr><td>x</td><td>CED</td></tr><tr><td></td><td>CEI</td></tr><tr><td></td><td>MPR</td></tr><tr><td></td><td>C&C</td></tr><tr><td></td><td>TTA</td></tr></table>	x	CED		CEI		MPR		C&C		TTA	<table><tr><td></td><td>CWD</td></tr><tr><td>x</td><td>LHD</td></tr><tr><td></td><td>AAA</td></tr><tr><td></td><td>UCCE</td></tr><tr><td></td><td>CCC</td></tr></table>		CWD	x	LHD		AAA		UCCE		CCC	CWD: LHD: Sub D AAA: UCCE: CCC:	<table><tr><td colspan="4">Year 1</td></tr><tr><td>Q1</td><td>Q2</td><td>Q3</td><td>Q4</td></tr><tr><td>x</td><td>x</td><td>x</td><td>x</td></tr></table> <table><tr><td colspan="4">Year 2</td></tr><tr><td>Q1</td><td>Q2</td><td>Q3</td><td>Q4</td></tr><tr><td>x</td><td>x</td><td>x</td><td>x</td></tr></table> <table><tr><td colspan="4">Year 3</td></tr><tr><td>Q1</td><td>Q2</td><td>Q3</td><td>Q4</td></tr><tr><td>x</td><td>x</td><td>x</td><td>x</td></tr></table>	Year 1				Q1	Q2	Q3	Q4	x	x	x	x	Year 2				Q1	Q2	Q3	Q4	x	x	x	x	Year 3				Q1	Q2	Q3	Q4	x	x	x	x	LHD: ATF, teacher survey *Contributes to annual objective 1.c, 2.c, 3.c
x	CED																																																													
	CEI																																																													
	MPR																																																													
	C&C																																																													
	TTA																																																													
	CWD																																																													
x	LHD																																																													
	AAA																																																													
	UCCE																																																													
	CCC																																																													
Year 1																																																														
Q1	Q2	Q3	Q4																																																											
x	x	x	x																																																											
Year 2																																																														
Q1	Q2	Q3	Q4																																																											
x	x	x	x																																																											
Year 3																																																														
Q1	Q2	Q3	Q4																																																											
x	x	x	x																																																											
4.7	Provide at least 12 class series (5-8 lessons) nutrition and physical activity education to reach 200 sixth through eighth grade youth. Taste-testing will be included.	<table><tr><td>x</td><td>CED</td></tr><tr><td></td><td>CEI</td></tr><tr><td></td><td>MPR</td></tr><tr><td></td><td>C&C</td></tr><tr><td></td><td>TTA</td></tr></table>	x	CED		CEI		MPR		C&C		TTA	<table><tr><td></td><td>CWD</td></tr><tr><td>x</td><td>LHD</td></tr><tr><td></td><td>AAA</td></tr><tr><td></td><td>UCCE</td></tr><tr><td></td><td>CCC</td></tr></table>		CWD	x	LHD		AAA		UCCE		CCC	CWD: LHD: Sub D AAA: UCCE: CCC:	<table><tr><td colspan="4">Year 1</td></tr><tr><td>Q1</td><td>Q2</td><td>Q3</td><td>Q4</td></tr><tr><td>x</td><td>x</td><td>x</td><td>x</td></tr></table> <table><tr><td colspan="4">Year 2</td></tr><tr><td>Q1</td><td>Q2</td><td>Q3</td><td>Q4</td></tr><tr><td>x</td><td>x</td><td>x</td><td>x</td></tr></table> <table><tr><td colspan="4">Year 3</td></tr><tr><td>Q1</td><td>Q2</td><td>Q3</td><td>Q4</td></tr><tr><td>x</td><td>x</td><td>x</td><td>x</td></tr></table>	Year 1				Q1	Q2	Q3	Q4	x	x	x	x	Year 2				Q1	Q2	Q3	Q4	x	x	x	x	Year 3				Q1	Q2	Q3	Q4	x	x	x	x	Sign-in sheets, ATF, SPAN pre/post evaluation, *Contributes to annual objective 1.c, 2.c, 3.c
x	CED																																																													
	CEI																																																													
	MPR																																																													
	C&C																																																													
	TTA																																																													
	CWD																																																													
x	LHD																																																													
	AAA																																																													
	UCCE																																																													
	CCC																																																													
Year 1																																																														
Q1	Q2	Q3	Q4																																																											
x	x	x	x																																																											
Year 2																																																														
Q1	Q2	Q3	Q4																																																											
x	x	x	x																																																											
Year 3																																																														
Q1	Q2	Q3	Q4																																																											
x	x	x	x																																																											
4.8	Provide indirect nutrition and physical activity education to 24,500 parents in year one, 25,000 parents in year two, and 25,500 parents of preschool, elementary, middle, and high schools students in the form of newsletters, homework assignments, cookbooks, and other educational materials. LHD Sub B will conduct	<table><tr><td></td><td>CED</td></tr><tr><td>x</td><td>CEI</td></tr><tr><td></td><td>MPR</td></tr><tr><td></td><td>C&C</td></tr><tr><td></td><td>TTA</td></tr></table>		CED	x	CEI		MPR		C&C		TTA	<table><tr><td></td><td>CWD</td></tr><tr><td>x</td><td>LHD</td></tr><tr><td></td><td>AAA</td></tr><tr><td>x</td><td>UCCE</td></tr><tr><td></td><td>CCC</td></tr></table>		CWD	x	LHD		AAA	x	UCCE		CCC	CWD: LHD: Sub B AAA: UCCE: CCC:	<table><tr><td colspan="4">Year 1</td></tr><tr><td>Q1</td><td>Q2</td><td>Q3</td><td>Q4</td></tr><tr><td>x</td><td>x</td><td>x</td><td>x</td></tr></table> <table><tr><td colspan="4">Year 2</td></tr><tr><td>Q1</td><td>Q2</td><td>Q3</td><td>Q4</td></tr><tr><td>x</td><td>x</td><td>x</td><td>x</td></tr></table>	Year 1				Q1	Q2	Q3	Q4	x	x	x	x	Year 2				Q1	Q2	Q3	Q4	x	x	x	x	ATF, RTW												
	CED																																																													
x	CEI																																																													
	MPR																																																													
	C&C																																																													
	TTA																																																													
	CWD																																																													
x	LHD																																																													
	AAA																																																													
x	UCCE																																																													
	CCC																																																													
Year 1																																																														
Q1	Q2	Q3	Q4																																																											
x	x	x	x																																																											
Year 2																																																														
Q1	Q2	Q3	Q4																																																											
x	x	x	x																																																											

	education activities in 4 school districts located in LHD six targeted communities only. UCCE will conduct education activities in other school districts throughout Fresno County.				<table><tr><th colspan="4">Year 3</th></tr><tr><td>Q1</td><td>Q2</td><td>Q3</td><td>Q4</td></tr><tr><td>x</td><td>x</td><td>x</td><td>x</td></tr></table>	Year 3				Q1	Q2	Q3	Q4	x	x	x	x	*Contributes to objective 1.d, 2.d, 3.d																																												
Year 3																																																														
Q1	Q2	Q3	Q4																																																											
x	x	x	x																																																											
4.9	Provide technical assistance to at least 1 LHD school site annually implementing Smarter Lunchrooms within the Parlier, Sanger, Kerman, and/or Reedley School Districts.	<table><tr><td></td><td>CED</td></tr><tr><td>x</td><td>CEI</td></tr><tr><td></td><td>MPR</td></tr><tr><td></td><td>C&C</td></tr><tr><td>x</td><td>TTA</td></tr></table>		CED	x	CEI		MPR		C&C	x	TTA	<table><tr><td></td><td>CWD</td></tr><tr><td>x</td><td>LHD</td></tr><tr><td></td><td>AAA</td></tr><tr><td></td><td>UCCE</td></tr><tr><td></td><td>CCC</td></tr></table>		CWD	x	LHD		AAA		UCCE		CCC	CWD: LHD: Sub D AAA: UCCE: CCC:	<table><tr><th colspan="4">Year 1</th></tr><tr><td>Q1</td><td>Q2</td><td>Q3</td><td>Q4</td></tr><tr><td>x</td><td>x</td><td>x</td><td>x</td></tr></table> <table><tr><th colspan="4">Year 2</th></tr><tr><td>Q1</td><td>Q2</td><td>Q3</td><td>Q4</td></tr><tr><td>x</td><td>x</td><td>x</td><td>x</td></tr></table> <table><tr><th colspan="4">Year 3</th></tr><tr><td>Q1</td><td>Q2</td><td>Q3</td><td>Q4</td></tr><tr><td>x</td><td>x</td><td>x</td><td>x</td></tr></table>	Year 1				Q1	Q2	Q3	Q4	x	x	x	x	Year 2				Q1	Q2	Q3	Q4	x	x	x	x	Year 3				Q1	Q2	Q3	Q4	x	x	x	x	ATF, RE-AIM (PSE Database), and SLM Scorecard *Contributes to o annual objective 1.b, 2.b, 3.b
	CED																																																													
x	CEI																																																													
	MPR																																																													
	C&C																																																													
x	TTA																																																													
	CWD																																																													
x	LHD																																																													
	AAA																																																													
	UCCE																																																													
	CCC																																																													
Year 1																																																														
Q1	Q2	Q3	Q4																																																											
x	x	x	x																																																											
Year 2																																																														
Q1	Q2	Q3	Q4																																																											
x	x	x	x																																																											
Year 3																																																														
Q1	Q2	Q3	Q4																																																											
x	x	x	x																																																											
4.10	Provide technical assistance to 8 UCCE FUSD high schools in year one to implement the Smarter Lunchrooms Movement.	<table><tr><td></td><td>CED</td></tr><tr><td>x</td><td>CEI</td></tr><tr><td></td><td>MPR</td></tr><tr><td></td><td>C&C</td></tr><tr><td>x</td><td>TTA</td></tr></table>		CED	x	CEI		MPR		C&C	x	TTA	<table><tr><td></td><td>CWD</td></tr><tr><td></td><td>LHD</td></tr><tr><td></td><td>AAA</td></tr><tr><td>x</td><td>UCCE</td></tr><tr><td></td><td>CCC</td></tr></table>		CWD		LHD		AAA	x	UCCE		CCC	CWD: LHD: AAA: UCCE: CCC:	<table><tr><th colspan="4">Year 1</th></tr><tr><td>Q1</td><td>Q2</td><td>Q3</td><td>Q4</td></tr><tr><td>x</td><td>x</td><td>x</td><td>x</td></tr></table> <table><tr><th colspan="4">Year 2</th></tr><tr><td>Q1</td><td>Q2</td><td>Q3</td><td>Q4</td></tr><tr><td></td><td></td><td></td><td></td></tr></table> <table><tr><th colspan="4">Year 3</th></tr><tr><td>Q1</td><td>Q2</td><td>Q3</td><td>Q4</td></tr><tr><td></td><td></td><td></td><td></td></tr></table>	Year 1				Q1	Q2	Q3	Q4	x	x	x	x	Year 2				Q1	Q2	Q3	Q4					Year 3				Q1	Q2	Q3	Q4					SLM Scorecard, RTW, Meeting Agenda and Notes *Contributes to annual objective 1.b
	CED																																																													
x	CEI																																																													
	MPR																																																													
	C&C																																																													
x	TTA																																																													
	CWD																																																													
	LHD																																																													
	AAA																																																													
x	UCCE																																																													
	CCC																																																													
Year 1																																																														
Q1	Q2	Q3	Q4																																																											
x	x	x	x																																																											
Year 2																																																														
Q1	Q2	Q3	Q4																																																											
Year 3																																																														
Q1	Q2	Q3	Q4																																																											
4.11	Provide technical assistance to 22 UCCE FUSD elementary schools in year two and an additional 22 in year three (for a total of 44) to implement the Smarter Lunchrooms Movement.	<table><tr><td></td><td>CED</td></tr><tr><td>x</td><td>CEI</td></tr><tr><td></td><td>MPR</td></tr><tr><td></td><td>C&C</td></tr><tr><td>x</td><td>TTA</td></tr></table>		CED	x	CEI		MPR		C&C	x	TTA	<table><tr><td></td><td>CWD</td></tr><tr><td></td><td>LHD</td></tr><tr><td></td><td>AAA</td></tr><tr><td>x</td><td>UCCE</td></tr><tr><td></td><td>CCC</td></tr></table>		CWD		LHD		AAA	x	UCCE		CCC	CWD: LHD: AAA: UCCE: CCC:	<table><tr><th colspan="4">Year 1</th></tr><tr><td>Q1</td><td>Q2</td><td>Q3</td><td>Q4</td></tr><tr><td></td><td></td><td></td><td></td></tr></table> <table><tr><th colspan="4">Year 2</th></tr><tr><td>Q1</td><td>Q2</td><td>Q3</td><td>Q4</td></tr><tr><td></td><td></td><td></td><td></td></tr></table>	Year 1				Q1	Q2	Q3	Q4					Year 2				Q1	Q2	Q3	Q4					SLM Scorecard, RTW, Meeting Agenda and Notes												
	CED																																																													
x	CEI																																																													
	MPR																																																													
	C&C																																																													
x	TTA																																																													
	CWD																																																													
	LHD																																																													
	AAA																																																													
x	UCCE																																																													
	CCC																																																													
Year 1																																																														
Q1	Q2	Q3	Q4																																																											
Year 2																																																														
Q1	Q2	Q3	Q4																																																											

					<table><tr><td>x</td><td>x</td><td>x</td><td>x</td></tr></table> <table><tr><td colspan="4">Year 3</td></tr><tr><td>Q1</td><td>Q2</td><td>Q3</td><td>Q4</td></tr><tr><td>x</td><td>x</td><td>x</td><td>x</td></tr></table>	x	x	x	x	Year 3				Q1	Q2	Q3	Q4	x	x	x	x	*Contributes to annual objective 2.b, 3.b																																								
x	x	x	x																																																											
Year 3																																																														
Q1	Q2	Q3	Q4																																																											
x	x	x	x																																																											
4.12	Utilize media, social media, blogs and agency websites to promote and cross-promote at least five annually (for a total of 15) SNAP-Ed activities, success stories, events and/or community meetings as appropriate. Also in objective 1 and 2.	<table><tr><td></td><td>CED</td></tr><tr><td>x</td><td>CEI</td></tr><tr><td>x</td><td>MPR</td></tr><tr><td>x</td><td>C&C</td></tr><tr><td></td><td>TTA</td></tr></table>		CED	x	CEI	x	MPR	x	C&C		TTA	<table><tr><td></td><td>CWD</td></tr><tr><td>x</td><td>LHD</td></tr><tr><td></td><td>AAA</td></tr><tr><td>x</td><td>UCCE</td></tr><tr><td></td><td>CCC</td></tr></table>		CWD	x	LHD		AAA	x	UCCE		CCC	CWD: LHD: All Subs as appropriate AAA: UCCE: CCC:	<table><tr><td colspan="4">Year 1</td></tr><tr><td>Q1</td><td>Q2</td><td>Q3</td><td>Q4</td></tr><tr><td>x</td><td>x</td><td>x</td><td>x</td></tr></table> <table><tr><td colspan="4">Year 2</td></tr><tr><td>Q1</td><td>Q2</td><td>Q3</td><td>Q4</td></tr><tr><td>x</td><td>x</td><td>x</td><td>x</td></tr></table> <table><tr><td colspan="4">Year 3</td></tr><tr><td>Q1</td><td>Q2</td><td>Q3</td><td>Q4</td></tr><tr><td>x</td><td>x</td><td>x</td><td>x</td></tr></table>	Year 1				Q1	Q2	Q3	Q4	x	x	x	x	Year 2				Q1	Q2	Q3	Q4	x	x	x	x	Year 3				Q1	Q2	Q3	Q4	x	x	x	x	On file: Facebook analytics, blog analytics, *Contributes to all annual objectives as appropriate
	CED																																																													
x	CEI																																																													
x	MPR																																																													
x	C&C																																																													
	TTA																																																													
	CWD																																																													
x	LHD																																																													
	AAA																																																													
x	UCCE																																																													
	CCC																																																													
Year 1																																																														
Q1	Q2	Q3	Q4																																																											
x	x	x	x																																																											
Year 2																																																														
Q1	Q2	Q3	Q4																																																											
x	x	x	x																																																											
Year 3																																																														
Q1	Q2	Q3	Q4																																																											
x	x	x	x																																																											
4.13	UCCE will utilize Constant Contact to communicate with at least 1200 extenders and partners to promote their individual activities, promotions, events, resources etc. UCCE will send out their “Growing Healthy Families” newsletter, at least 12 times a year, to community partners and will send their “Tasting Time” newsletter, at least 5 times a year, to extenders.	<table><tr><td></td><td>CED</td></tr><tr><td></td><td>CEI</td></tr><tr><td>x</td><td>MPR</td></tr><tr><td>x</td><td>C&C</td></tr><tr><td></td><td>TTA</td></tr></table>		CED		CEI	x	MPR	x	C&C		TTA	<table><tr><td></td><td>CWD</td></tr><tr><td></td><td>LHD</td></tr><tr><td></td><td>AAA</td></tr><tr><td>x</td><td>UCCE</td></tr><tr><td></td><td>CCC</td></tr></table>		CWD		LHD		AAA	x	UCCE		CCC	CWD: LHD: AAA: UCCE: CCC:	<table><tr><td colspan="4">Year 1</td></tr><tr><td>Q1</td><td>Q2</td><td>Q3</td><td>Q4</td></tr><tr><td>x</td><td>x</td><td>x</td><td>x</td></tr></table> <table><tr><td colspan="4">Year 2</td></tr><tr><td>Q1</td><td>Q2</td><td>Q3</td><td>Q4</td></tr><tr><td>x</td><td>x</td><td>x</td><td>x</td></tr></table> <table><tr><td colspan="4">Year 3</td></tr><tr><td>Q1</td><td>Q2</td><td>Q3</td><td>Q4</td></tr><tr><td>x</td><td>x</td><td>x</td><td>x</td></tr></table>	Year 1				Q1	Q2	Q3	Q4	x	x	x	x	Year 2				Q1	Q2	Q3	Q4	x	x	x	x	Year 3				Q1	Q2	Q3	Q4	x	x	x	x	Databases On file: Constant Contact analytics *Contributes to all annual objectives as appropriate
	CED																																																													
	CEI																																																													
x	MPR																																																													
x	C&C																																																													
	TTA																																																													
	CWD																																																													
	LHD																																																													
	AAA																																																													
x	UCCE																																																													
	CCC																																																													
Year 1																																																														
Q1	Q2	Q3	Q4																																																											
x	x	x	x																																																											
Year 2																																																														
Q1	Q2	Q3	Q4																																																											
x	x	x	x																																																											
Year 3																																																														
Q1	Q2	Q3	Q4																																																											
x	x	x	x																																																											
4.14	Coordinate and/or participate in at least 4 nutrition education and physical activity school events targeting 5,400 students in year one, 5,850 students in year two, and 6,300 students	<table><tr><td></td><td>CED</td></tr><tr><td>x</td><td>CEI</td></tr><tr><td>x</td><td>MPR</td></tr></table>		CED	x	CEI	x	MPR	<table><tr><td></td><td>CWD</td></tr><tr><td>x</td><td>LHD</td></tr><tr><td></td><td>AAA</td></tr></table>		CWD	x	LHD		AAA	CWD: LHD: Sub B AAA: UCCE:	<table><tr><td colspan="4">Year 1</td></tr><tr><td>Q1</td><td>Q2</td><td>Q3</td><td>Q4</td></tr><tr><td>x</td><td>x</td><td>x</td><td>x</td></tr></table>	Year 1				Q1	Q2	Q3	Q4	x	x	x	x	ATF, RTW On file: Agenda, sign-in sheet, flyers, pictures,																																
	CED																																																													
x	CEI																																																													
x	MPR																																																													
	CWD																																																													
x	LHD																																																													
	AAA																																																													
Year 1																																																														
Q1	Q2	Q3	Q4																																																											
x	x	x	x																																																											

	in year three targeting participating elementary, middle or high school sites.	<table><tr><td>x</td><td>C&C</td></tr><tr><td></td><td>TTA</td></tr></table>	x	C&C		TTA	<table><tr><td>x</td><td>UCCE</td></tr><tr><td></td><td>CCC</td></tr></table>	x	UCCE		CCC	CCC:	<table><tr><td colspan="4">Year 2</td></tr><tr><td>Q1</td><td>Q2</td><td>Q3</td><td>Q4</td></tr><tr><td>x</td><td>x</td><td>x</td><td>x</td></tr><tr><td colspan="4">Year 3</td></tr><tr><td>Q1</td><td>Q2</td><td>Q3</td><td>Q4</td></tr><tr><td>x</td><td>x</td><td>x</td><td>x</td></tr></table>	Year 2				Q1	Q2	Q3	Q4	x	x	x	x	Year 3				Q1	Q2	Q3	Q4	x	x	x	x	media stories *Contributes to objective 1.d, 2.d, 3.d																								
x	C&C																																																													
	TTA																																																													
x	UCCE																																																													
	CCC																																																													
Year 2																																																														
Q1	Q2	Q3	Q4																																																											
x	x	x	x																																																											
Year 3																																																														
Q1	Q2	Q3	Q4																																																											
x	x	x	x																																																											
4.15	LHD-Sub B and UCCE staff will provide trainings for teachers, preschool staff, afterschool staff and other school personnel who are conducting nutrition education/obesity prevention intervention activities with SNAP-Ed eligible population and environmental support in qualified locations. LHD-Sub B provides training in qualified schools in the communities of Kerman, Parlier, Reedley and Sanger. UCCE provides training at various qualified schools throughout Fresno County.	<table><tr><td></td><td>CED</td></tr><tr><td></td><td>CEI</td></tr><tr><td></td><td>MPR</td></tr><tr><td></td><td>C&C</td></tr><tr><td>x</td><td>TTA</td></tr></table>		CED		CEI		MPR		C&C	x	TTA	<table><tr><td></td><td>CWD</td></tr><tr><td>x</td><td>LHD</td></tr><tr><td></td><td>AAA</td></tr><tr><td>x</td><td>UCCE</td></tr><tr><td></td><td>CCC</td></tr></table>		CWD	x	LHD		AAA	x	UCCE		CCC	CWD: LHD: Sub D AAA: UCCE: CCC:	<table><tr><td colspan="4">Year 1</td></tr><tr><td>Q1</td><td>Q2</td><td>Q3</td><td>Q4</td></tr><tr><td>x</td><td>x</td><td>x</td><td>x</td></tr><tr><td colspan="4">Year 2</td></tr><tr><td>Q1</td><td>Q2</td><td>Q3</td><td>Q4</td></tr><tr><td>x</td><td>x</td><td>x</td><td>x</td></tr><tr><td colspan="4">Year 3</td></tr><tr><td>Q1</td><td>Q2</td><td>Q3</td><td>Q4</td></tr><tr><td>x</td><td>x</td><td>x</td><td>x</td></tr></table>	Year 1				Q1	Q2	Q3	Q4	x	x	x	x	Year 2				Q1	Q2	Q3	Q4	x	x	x	x	Year 3				Q1	Q2	Q3	Q4	x	x	x	x	ATF, RTW, UCCE teacher enrollment forms On file: Sign-in sheets, agendas, extender enrollment paperwork *Contributes to annual objective 1.c, 2.c, 3.c
	CED																																																													
	CEI																																																													
	MPR																																																													
	C&C																																																													
x	TTA																																																													
	CWD																																																													
x	LHD																																																													
	AAA																																																													
x	UCCE																																																													
	CCC																																																													
Year 1																																																														
Q1	Q2	Q3	Q4																																																											
x	x	x	x																																																											
Year 2																																																														
Q1	Q2	Q3	Q4																																																											
x	x	x	x																																																											
Year 3																																																														
Q1	Q2	Q3	Q4																																																											
x	x	x	x																																																											
4.16	In partnership with the California Department of Education, support Prevention First school wellness events in Fresno County.	<table><tr><td></td><td>CED</td></tr><tr><td></td><td>CEI</td></tr><tr><td></td><td>MPR</td></tr><tr><td>x</td><td>C&C</td></tr><tr><td>x</td><td>TTA</td></tr></table>		CED		CEI		MPR	x	C&C	x	TTA	<table><tr><td></td><td>CWD</td></tr><tr><td>x</td><td>LHD</td></tr><tr><td></td><td>AAA</td></tr><tr><td>x</td><td>UCCE</td></tr><tr><td></td><td>CCC</td></tr></table>		CWD	x	LHD		AAA	x	UCCE		CCC	CWD: LHD: Sub D AAA: UCCE: CCC:	<table><tr><td colspan="4">Year 1</td></tr><tr><td>Q1</td><td>Q2</td><td>Q3</td><td>Q4</td></tr><tr><td>x</td><td>x</td><td>x</td><td>x</td></tr><tr><td colspan="4">Year 2</td></tr><tr><td>Q1</td><td>Q2</td><td>Q3</td><td>Q4</td></tr><tr><td>x</td><td>x</td><td>x</td><td>x</td></tr><tr><td colspan="4">Year 3</td></tr><tr><td>Q1</td><td>Q2</td><td>Q3</td><td>Q4</td></tr><tr><td>x</td><td>x</td><td>x</td><td>x</td></tr></table>	Year 1				Q1	Q2	Q3	Q4	x	x	x	x	Year 2				Q1	Q2	Q3	Q4	x	x	x	x	Year 3				Q1	Q2	Q3	Q4	x	x	x	x	ATF, RTW *Contributes to annual objective 1.c, 2.c, 3.c
	CED																																																													
	CEI																																																													
	MPR																																																													
x	C&C																																																													
x	TTA																																																													
	CWD																																																													
x	LHD																																																													
	AAA																																																													
x	UCCE																																																													
	CCC																																																													
Year 1																																																														
Q1	Q2	Q3	Q4																																																											
x	x	x	x																																																											
Year 2																																																														
Q1	Q2	Q3	Q4																																																											
x	x	x	x																																																											
Year 3																																																														
Q1	Q2	Q3	Q4																																																											
x	x	x	x																																																											

***Intervention Categories Legend**

CED = Community/Nutrition and Physical Activity Education Direct; **CEI** = Community/Nutrition and Physical Activity Education Indirect; **MPR** = Media, Social Media, Public Relations and Messaging; **C&C** = Coordination and Collaboration; **TTA** = Training and Technical Assistance

****Time Frame: Year & Quarter:**

Year 1 (FFY 2017); Year 2 (FFY 2018); Year 3 (FFY 2019)

Qtr. 1 (Oct. 1-Dec. 31); Qtr. 2 (Jan. 1-March 31); Qtr. 3 (Apr. 1-Jun. 30); Qtr. 4 (Jul. 1-Sept.30)

Educational Materials, Resources, and Curriculum

Activity Number	Curriculum, Toolkit, Resource Name	SNAP-Ed Agency(ies)		Level of Evidence Base	
4.2 4.4 4.8 4.10 4.11 4.12 4.13	Smarter Lunchrooms Movement Materials - www.smarterlunchrooms.org		CWD	X	Research Tested
		x	LHD		Practice Tested
			AAA		Emerging
		X	UCCE		N/A - Please describe below:
			CCC		
4.2 4.5 4.8 4.12 4.13	Shaping Healthy Choices		CWD	X	Research Tested
		x	LHD		Practice Tested
			AAA		Emerging
		X	UCCE		N/A - Please describe below:
			CCC		
4.5 4.8	Happy Healthy Me		CWD	X	Research Tested
			LHD		Practice Tested
			AAA		Emerging
		X	UCCE		N/A - Please describe below:
			CCC		
4.5	Farm to Fork			X	Research Tested

4.8			CWD		Practice Tested
			LHD		Emerging
			AAA		N/A - Please describe below:
		X	UCCE		
			CCC		
4.5 4.8	It's My Choice		CWD	X	Research Tested
			LHD		Practice Tested
			AAA		Emerging
		X	UCCE		N/A - Please describe below:
			CCC		
4.5 4.8	Nutrition to Grow On		CWD	X	Research Tested
			LHD		Practice Tested
			AAA		Emerging
		X	UCCE		N/A - Please describe below:
			CCC		
4.5 4.8	Power Play		CWD	X	Research Tested
			LHD		Practice Tested
			AAA		Emerging
		X	UCCE		N/A - Please describe below:
			CCC		
4.5 4.8	Eat Fit		CWD	X	Research Tested
			LHD		Practice Tested
			AAA		Emerging
					N/A - Please

		X	UCCE		describe below:
			CCC		
4.5 4.8	CATCH (The University of Texas-School of Public Health)		CWD	X	Research Tested
			LHD		Practice Tested
			AAA		Emerging
		X	UCCE		N/A - Please describe below:
			CCC		
4.5 4.8	Hunger Attacks/Money Talks		CWD	X	Research Tested
			LHD		Practice Tested
			AAA		Emerging
		X	UCCE		N/A - Please describe below:
			CCC		
4.5 4.8	Healthalicious		CWD	X	Research Tested
			LHD		Practice Tested
			AAA		Emerging
		X	UCCE		N/A - Please describe below:
			CCC		
4.13	Constant Contact		CWD		Research Tested
			LHD		Practice Tested
			AAA		Emerging
		X	UCCE		N/A - Please describe below:
			CCC		Newsletter Distribution
4.12	UCCE Fresno Website: http://ucanr.edu/sites/fresnonutrition		CWD		Research Tested
			LHD		Practice Tested
					Emerging

			AAA	X	N/A - Please describe below: Website
		X	UCCE		
			CCC		
4.12	UC CalFresh Nutrition and Physical Activity Resources Website: http://http://ucanr.edu/sites/resourcedirectory/		CWD		Research Tested
			LHD		Practice Tested
			AAA		Emerging
		X	UCCE	X	N/A - Please describe below: UC CalFresh Nutrition and Physical Activity Resources Website
			CCC		
4.6 4.16	Dairy Council of California, Nutrition Pathfinders program for 4th and 5th grades.		CWD		Research Tested
		x	LHD	x	Practice Tested
			AAA		Emerging
			UCCE		N/A - Please describe below:
			CCC		
4.6 4.16	USDA TEAM Nutrition, Serving Up MyPlate: A Yummy Curriculum for grades 1-6		CWD		Research Tested
		x	LHD	x	Practice Tested
			AAA		Emerging
			UCCE		N/A - Please describe below:
			CCC		
4.6 4.7 4.16	CDPH Harvest of the Month Workbooks		CWD		Research Tested
		x	LHD	x	Practice Tested
			AAA		Emerging
			UCCE	x	N/A - Please describe below: Approved SNAP-Ed
			CCC		

				Resource Materials
4.2 4.6 4.14 4.16	CATCH, Coordinated Approach to Child Health Program for preschool through 8 th and afterschool.		CWD	Research Tested
		x	LHD	x Practice Tested
			AAA	Emerging
			UCCE	N/A - Please describe below:
			CCC	
4.6 4.16	Dairy Council of California, Exercise Your Options program for middle school.		CWD	Research Tested
		x	LHD	x Practice Tested
			AAA	Emerging
			UCCE	N/A - Please describe below:
			CCC	
4.3	Project Lean – Parents In Action		CWD	Research Tested
		x	LHD	Practice Tested
			AAA	Emerging
			UCCE	x N/A - Please describe below:
			CCC	Approved SNAP-Ed Resource Materials
4.3 4.8	NEOPB Cookbooks (Flavors of My Kitchen (Eng/Spa), Everyday Healthy Meals (Eng/Spa), Healthy Latino Recipes (Eng/Spa), Soulful Recipes		CWD	Research Tested
		x	LHD	Practice Tested
			AAA	Emerging
			UCCE	x N/A - Please describe below:
			CCC	Approved SNAP-Ed Resource Materials
4.6 4.4 4.16	SPARK, Sports, Play & Active Recreation for Kids Program for Preschool through 12 th and afterschool.		CWD	x Research Tested
		x	LHD	Practice Tested
			AAA	Emerging

			UCCE		N/A - Please describe below:
			CCC		
4.6	My Plate Ten Tips Nutrition Education Series (Hmong, Spanish, English)		CWD		Research Tested
4.3			LHD		Practice Tested
4.8		x	AAA		Emerging
4.14			UCCE	x	N/A - Please describe below: Approved SNAP-Ed Resource Materials
			CCC		
4.2	CDPH Policy Systems and Environmental Change Resource Guide: Strategies for Increased Access to Healthy Tools, Beverages and Physical Activity		CWD		Research Tested
			LHD		Practice Tested
		x	AAA		Emerging
			UCCE	x	N/A - Please describe below: Approved SNAP-Ed Resource Materials
			CCC		

Evaluation Activities (FFY 2017 - FFY 2019)

[(Evaluation Type)]

Activity Number	Evaluation Activity Description	Formative	Process	Outcome or Impact	Responsible SNAP-Ed Agency(ies)	Time Frame: Year & Quarter** Check all that apply	Tool/Documentation																							
E.4.1	On an on-going basis, record SNAP-Ed activities, sites, participants reached, and other required elements for USDA’s SNAP-		x		<table><tr><td></td><td>CWD</td></tr><tr><td>x</td><td>LHD</td></tr><tr><td></td><td>AAA</td></tr></table>		CWD	x	LHD		AAA	<table><tr><td colspan="4">Year 1</td></tr><tr><td>Q1</td><td>Q2</td><td>Q3</td><td>Q4</td></tr><tr><td>x</td><td>x</td><td>x</td><td>x</td></tr></table>	Year 1				Q1	Q2	Q3	Q4	x	x	x	x	<table><tr><td>x</td><td>EARS/ATF</td></tr><tr><td></td><td>PSE RE-AIM Report</td></tr></table>	x	EARS/ATF		PSE RE-AIM Report	
	CWD																													
x	LHD																													
	AAA																													
Year 1																														
Q1	Q2	Q3	Q4																											
x	x	x	x																											
x	EARS/ATF																													
	PSE RE-AIM Report																													

	Ed Education and Administration Reporting System.				<table><tr><td></td><td>UCCE</td></tr><tr><td></td><td>CCC</td></tr></table>		UCCE		CCC	<table><tr><td colspan="4">Year 2</td></tr><tr><td>Q1</td><td>Q2</td><td>Q3</td><td>Q4</td></tr><tr><td>x</td><td>x</td><td>x</td><td>X</td></tr><tr><td colspan="4">Year 3</td></tr><tr><td>Q1</td><td>Q2</td><td>Q3</td><td>Q4</td></tr><tr><td>x</td><td>x</td><td>x</td><td>x</td></tr></table>	Year 2				Q1	Q2	Q3	Q4	x	x	x	X	Year 3				Q1	Q2	Q3	Q4	x	x	x	x	<table><tr><td></td><td>UC CalFresh Workbook</td></tr><tr><td></td><td>Food Behavior Checklist</td></tr><tr><td></td><td>UC Intent to Change</td></tr></table> <div>List other:</div>		UC CalFresh Workbook		Food Behavior Checklist		UC Intent to Change																						
	UCCE																																																														
	CCC																																																														
Year 2																																																															
Q1	Q2	Q3	Q4																																																												
x	x	x	X																																																												
Year 3																																																															
Q1	Q2	Q3	Q4																																																												
x	x	x	x																																																												
	UC CalFresh Workbook																																																														
	Food Behavior Checklist																																																														
	UC Intent to Change																																																														
E.4.2	Use the RE-AIM evaluation framework to report on an annual basis progress for School Wellness Objective with specific indicators of reach, effectiveness, adoption, implementation and maintenance through activity and communication tracking, surveys, interviews, policy review and/or school environmental observations.		X	X	<table><tr><td></td><td>CWD</td></tr><tr><td>x</td><td>LHD</td></tr><tr><td></td><td>AAA</td></tr><tr><td></td><td>UCCE</td></tr><tr><td></td><td>CCC</td></tr></table>		CWD	x	LHD		AAA		UCCE		CCC	<table><tr><td colspan="4">Year 1</td></tr><tr><td>Q1</td><td>Q2</td><td>Q3</td><td>Q4</td></tr><tr><td>x</td><td>x</td><td>x</td><td>x</td></tr><tr><td colspan="4">Year 2</td></tr><tr><td>Q1</td><td>Q2</td><td>Q3</td><td>Q4</td></tr><tr><td>x</td><td>x</td><td>x</td><td>X</td></tr><tr><td colspan="4">Year 3</td></tr><tr><td>Q1</td><td>Q2</td><td>Q3</td><td>Q4</td></tr><tr><td>x</td><td>x</td><td>x</td><td>x</td></tr></table>	Year 1				Q1	Q2	Q3	Q4	x	x	x	x	Year 2				Q1	Q2	Q3	Q4	x	x	x	X	Year 3				Q1	Q2	Q3	Q4	x	x	x	x	<table><tr><td>x</td><td>EARS/ATF</td></tr><tr><td></td><td>PSE RE-AIM Report</td></tr><tr><td></td><td>UC CalFresh Workbook</td></tr><tr><td></td><td>Food Behavior Checklist</td></tr><tr><td></td><td>UC Intent to Change</td></tr></table> <div>List other: Evaluation tools, evaluation reports/summaries</div>	x	EARS/ATF		PSE RE-AIM Report		UC CalFresh Workbook		Food Behavior Checklist		UC Intent to Change
	CWD																																																														
x	LHD																																																														
	AAA																																																														
	UCCE																																																														
	CCC																																																														
Year 1																																																															
Q1	Q2	Q3	Q4																																																												
x	x	x	x																																																												
Year 2																																																															
Q1	Q2	Q3	Q4																																																												
x	x	x	X																																																												
Year 3																																																															
Q1	Q2	Q3	Q4																																																												
x	x	x	x																																																												
x	EARS/ATF																																																														
	PSE RE-AIM Report																																																														
	UC CalFresh Workbook																																																														
	Food Behavior Checklist																																																														
	UC Intent to Change																																																														
E.4.3	Provide Impact outcome Evaluation (IOE) surveys to 100 6 th grade-8 th grade students and achieve at least 100 matched pre and post surveys using the approved Harvest of the Month Workbook survey to measure changes in knowledge and behavior. LHD Sub E will provide data entry analysis support.			x	<table><tr><td></td><td>CWD</td></tr><tr><td>x</td><td>LHD</td></tr><tr><td></td><td>AAA</td></tr><tr><td></td><td>UCCE</td></tr><tr><td></td><td>CCC</td></tr></table>		CWD	x	LHD		AAA		UCCE		CCC	<table><tr><td colspan="4">Year 1</td></tr><tr><td>Q1</td><td>Q2</td><td>Q3</td><td>Q4</td></tr><tr><td>x</td><td>x</td><td>x</td><td>x</td></tr><tr><td colspan="4">Year 2</td></tr><tr><td>Q1</td><td>Q2</td><td>Q3</td><td>Q4</td></tr><tr><td>x</td><td>x</td><td>x</td><td>X</td></tr><tr><td colspan="4">Year 3</td></tr><tr><td>Q1</td><td>Q2</td><td>Q3</td><td>Q4</td></tr><tr><td>x</td><td>x</td><td>x</td><td>x</td></tr></table>	Year 1				Q1	Q2	Q3	Q4	x	x	x	x	Year 2				Q1	Q2	Q3	Q4	x	x	x	X	Year 3				Q1	Q2	Q3	Q4	x	x	x	x	<table><tr><td></td><td>EARS/ATF</td></tr><tr><td></td><td>PSE RE-AIM Report</td></tr><tr><td></td><td>UC CalFresh Workbook</td></tr><tr><td></td><td>Food Behavior Checklist</td></tr><tr><td></td><td>UC Intent to Change</td></tr></table>		EARS/ATF		PSE RE-AIM Report		UC CalFresh Workbook		Food Behavior Checklist		UC Intent to Change
	CWD																																																														
x	LHD																																																														
	AAA																																																														
	UCCE																																																														
	CCC																																																														
Year 1																																																															
Q1	Q2	Q3	Q4																																																												
x	x	x	x																																																												
Year 2																																																															
Q1	Q2	Q3	Q4																																																												
x	x	x	X																																																												
Year 3																																																															
Q1	Q2	Q3	Q4																																																												
x	x	x	x																																																												
	EARS/ATF																																																														
	PSE RE-AIM Report																																																														
	UC CalFresh Workbook																																																														
	Food Behavior Checklist																																																														
	UC Intent to Change																																																														

							List other: Harvest of the Month Workbooks, Survey results																																																								
E.4.4	Teacher Observation Tool: Assess teachers perceived behavior change of students	X			<table><tr><td></td><td>CWD</td></tr><tr><td></td><td>LHD</td></tr><tr><td></td><td>AAA</td></tr><tr><td>X</td><td>UCCE</td></tr><tr><td></td><td>CCC</td></tr></table>		CWD		LHD		AAA	X	UCCE		CCC	<table><tr><th colspan="4">Year 1</th></tr><tr><th>Q1</th><th>Q2</th><th>Q3</th><th>Q4</th></tr><tr><td>X</td><td>X</td><td>X</td><td>X</td></tr></table> <table><tr><th colspan="4">Year 2</th></tr><tr><th>Q1</th><th>Q2</th><th>Q3</th><th>Q4</th></tr><tr><td>X</td><td>X</td><td>X</td><td>X</td></tr></table> <table><tr><th colspan="4">Year 3</th></tr><tr><th>Q1</th><th>Q2</th><th>Q3</th><th>Q4</th></tr><tr><td>X</td><td>X</td><td>X</td><td>X</td></tr></table>	Year 1				Q1	Q2	Q3	Q4	X	X	X	X	Year 2				Q1	Q2	Q3	Q4	X	X	X	X	Year 3				Q1	Q2	Q3	Q4	X	X	X	X	<table><tr><td></td><td>EARS/ATF</td></tr><tr><td></td><td>PSE RE-AIM Report</td></tr><tr><td></td><td>UC CalFresh Workbook</td></tr><tr><td></td><td>Food Behavior Checklist</td></tr><tr><td></td><td>UC Intent to Change</td></tr></table> <p>List other: Teacher Observation Tool, Online Data Entry Portal</p>		EARS/ATF		PSE RE-AIM Report		UC CalFresh Workbook		Food Behavior Checklist		UC Intent to Change
	CWD																																																														
	LHD																																																														
	AAA																																																														
X	UCCE																																																														
	CCC																																																														
Year 1																																																															
Q1	Q2	Q3	Q4																																																												
X	X	X	X																																																												
Year 2																																																															
Q1	Q2	Q3	Q4																																																												
X	X	X	X																																																												
Year 3																																																															
Q1	Q2	Q3	Q4																																																												
X	X	X	X																																																												
	EARS/ATF																																																														
	PSE RE-AIM Report																																																														
	UC CalFresh Workbook																																																														
	Food Behavior Checklist																																																														
	UC Intent to Change																																																														
E.4.5	Teacher Tasting Tool: assesses the teacher’s perception of student’s baseline exposure to various foods and willingness to either try again or ask for these foods in the future	X			<table><tr><td></td><td>CWD</td></tr><tr><td></td><td>LHD</td></tr><tr><td></td><td>AAA</td></tr><tr><td>X</td><td>UCCE</td></tr><tr><td></td><td>CCC</td></tr></table>		CWD		LHD		AAA	X	UCCE		CCC	<table><tr><th colspan="4">Year 1</th></tr><tr><th>Q1</th><th>Q2</th><th>Q3</th><th>Q4</th></tr><tr><td>X</td><td>X</td><td>X</td><td>X</td></tr></table> <table><tr><th colspan="4">Year 2</th></tr><tr><th>Q1</th><th>Q2</th><th>Q3</th><th>Q4</th></tr><tr><td>X</td><td>X</td><td>X</td><td>X</td></tr></table> <table><tr><th colspan="4">Year 3</th></tr><tr><th>Q1</th><th>Q2</th><th>Q3</th><th>Q4</th></tr><tr><td>X</td><td>X</td><td>X</td><td>X</td></tr></table>	Year 1				Q1	Q2	Q3	Q4	X	X	X	X	Year 2				Q1	Q2	Q3	Q4	X	X	X	X	Year 3				Q1	Q2	Q3	Q4	X	X	X	X	<table><tr><td></td><td>EARS/ATF</td></tr><tr><td></td><td>PSE RE-AIM Report</td></tr><tr><td></td><td>UC CalFresh Workbook</td></tr><tr><td></td><td>Food Behavior Checklist</td></tr><tr><td></td><td>UC Intent to Change</td></tr></table> <p>List other: Teacher Tasting Tool, Online Data Entry Portal</p>		EARS/ATF		PSE RE-AIM Report		UC CalFresh Workbook		Food Behavior Checklist		UC Intent to Change
	CWD																																																														
	LHD																																																														
	AAA																																																														
X	UCCE																																																														
	CCC																																																														
Year 1																																																															
Q1	Q2	Q3	Q4																																																												
X	X	X	X																																																												
Year 2																																																															
Q1	Q2	Q3	Q4																																																												
X	X	X	X																																																												
Year 3																																																															
Q1	Q2	Q3	Q4																																																												
X	X	X	X																																																												
	EARS/ATF																																																														
	PSE RE-AIM Report																																																														
	UC CalFresh Workbook																																																														
	Food Behavior Checklist																																																														
	UC Intent to Change																																																														

E.4.6	Reporting Tools Workbooks are completed by each county. Data gathered from counties measures program goals to ensure reach, target audience and intended approaches.		X			<table><tr><td></td><td>CWD</td></tr><tr><td></td><td>LHD</td></tr><tr><td></td><td>AAA</td></tr><tr><td>X</td><td>UCCE</td></tr><tr><td></td><td>CCC</td></tr></table>		CWD		LHD		AAA	X	UCCE		CCC	<table><tr><th colspan="4">Year 1</th></tr><tr><th>Q1</th><th>Q2</th><th>Q3</th><th>Q4</th></tr><tr><td>X</td><td>X</td><td>X</td><td>X</td></tr><tr><th colspan="4">Year 2</th></tr><tr><th>Q1</th><th>Q2</th><th>Q3</th><th>Q4</th></tr><tr><td>X</td><td>X</td><td>X</td><td>X</td></tr><tr><th colspan="4">Year 3</th></tr><tr><th>Q1</th><th>Q2</th><th>Q3</th><th>Q4</th></tr><tr><td>X</td><td>X</td><td>X</td><td>X</td></tr></table>	Year 1				Q1	Q2	Q3	Q4	X	X	X	X	Year 2				Q1	Q2	Q3	Q4	X	X	X	X	Year 3				Q1	Q2	Q3	Q4	X	X	X	X	<table><tr><td></td><td>EARS/ATF</td></tr><tr><td></td><td>PSE RE-AIM Report</td></tr><tr><td>X</td><td>UC CalFresh Workbook</td></tr><tr><td></td><td>Food Behavior Checklist</td></tr><tr><td></td><td>UC Intent to Change</td></tr></table> <div>List other:</div>		EARS/ATF		PSE RE-AIM Report	X	UC CalFresh Workbook		Food Behavior Checklist		UC Intent to Change
	CWD																																																															
	LHD																																																															
	AAA																																																															
X	UCCE																																																															
	CCC																																																															
Year 1																																																																
Q1	Q2	Q3	Q4																																																													
X	X	X	X																																																													
Year 2																																																																
Q1	Q2	Q3	Q4																																																													
X	X	X	X																																																													
Year 3																																																																
Q1	Q2	Q3	Q4																																																													
X	X	X	X																																																													
	EARS/ATF																																																															
	PSE RE-AIM Report																																																															
X	UC CalFresh Workbook																																																															
	Food Behavior Checklist																																																															
	UC Intent to Change																																																															
E.4.7	Policy System and Environment (PSE) Change – Annual reporting on measures of reach, effectiveness, adoption, implementation and maintenance	X		X		<table><tr><td></td><td>CWD</td></tr><tr><td></td><td>LHD</td></tr><tr><td></td><td>AAA</td></tr><tr><td>X</td><td>UCCE</td></tr><tr><td></td><td>CCC</td></tr></table>		CWD		LHD		AAA	X	UCCE		CCC	<table><tr><th colspan="4">Year 1</th></tr><tr><th>Q1</th><th>Q2</th><th>Q3</th><th>Q4</th></tr><tr><td>X</td><td>X</td><td>X</td><td>X</td></tr><tr><th colspan="4">Year 2</th></tr><tr><th>Q1</th><th>Q2</th><th>Q3</th><th>Q4</th></tr><tr><td>X</td><td>X</td><td>X</td><td>X</td></tr><tr><th colspan="4">Year 3</th></tr><tr><th>Q1</th><th>Q2</th><th>Q3</th><th>Q4</th></tr><tr><td>X</td><td>X</td><td>X</td><td>X</td></tr></table>	Year 1				Q1	Q2	Q3	Q4	X	X	X	X	Year 2				Q1	Q2	Q3	Q4	X	X	X	X	Year 3				Q1	Q2	Q3	Q4	X	X	X	X	<table><tr><td></td><td>EARS/ATF</td></tr><tr><td>X</td><td>PSE RE-AIM Report</td></tr><tr><td>X</td><td>UC CalFresh Workbook</td></tr><tr><td></td><td>Food Behavior Checklist</td></tr><tr><td></td><td>UC Intent to Change</td></tr></table> <div>List other:</div>		EARS/ATF	X	PSE RE-AIM Report	X	UC CalFresh Workbook		Food Behavior Checklist		UC Intent to Change
	CWD																																																															
	LHD																																																															
	AAA																																																															
X	UCCE																																																															
	CCC																																																															
Year 1																																																																
Q1	Q2	Q3	Q4																																																													
X	X	X	X																																																													
Year 2																																																																
Q1	Q2	Q3	Q4																																																													
X	X	X	X																																																													
Year 3																																																																
Q1	Q2	Q3	Q4																																																													
X	X	X	X																																																													
	EARS/ATF																																																															
X	PSE RE-AIM Report																																																															
X	UC CalFresh Workbook																																																															
	Food Behavior Checklist																																																															
	UC Intent to Change																																																															
E.4.8	Community Assessment: Smarter Lunchrooms Self-Assessment Scorecard	X				<table><tr><td></td><td>CWD</td></tr><tr><td>x</td><td>LHD</td></tr><tr><td></td><td>AAA</td></tr><tr><td>X</td><td>UCCE</td></tr></table>		CWD	x	LHD		AAA	X	UCCE	<table><tr><th colspan="4">Year 1</th></tr><tr><th>Q1</th><th>Q2</th><th>Q3</th><th>Q4</th></tr><tr><td>X</td><td>X</td><td>X</td><td>X</td></tr><tr><th colspan="4">Year 2</th></tr></table>	Year 1				Q1	Q2	Q3	Q4	X	X	X	X	Year 2				<table><tr><td>x</td><td>EARS/ATF</td></tr><tr><td>x</td><td>PSE RE-AIM Report</td></tr><tr><td>X</td><td>UC CalFresh</td></tr></table>	x	EARS/ATF	x	PSE RE-AIM Report	X	UC CalFresh																										
	CWD																																																															
x	LHD																																																															
	AAA																																																															
X	UCCE																																																															
Year 1																																																																
Q1	Q2	Q3	Q4																																																													
X	X	X	X																																																													
Year 2																																																																
x	EARS/ATF																																																															
x	PSE RE-AIM Report																																																															
X	UC CalFresh																																																															

						<table><tr><td></td><td>CCC</td></tr></table>		CCC	<table><tr><td>Q1</td><td>Q2</td><td>Q3</td><td>Q4</td></tr><tr><td>X</td><td>X</td><td>X</td><td>X</td></tr></table>	Q1	Q2	Q3	Q4	X	X	X	X	<table><tr><td></td><td>Workbook</td></tr><tr><td></td><td>Food Behavior Checklist</td></tr><tr><td></td><td>UC Intent to Change</td></tr></table>		Workbook		Food Behavior Checklist		UC Intent to Change	List other: Smarter Lunchrooms Scorecards, Smarter Lunchrooms Site Plans, Photos, Success Stories
	CCC																								
Q1	Q2	Q3	Q4																						
X	X	X	X																						
	Workbook																								
	Food Behavior Checklist																								
	UC Intent to Change																								
					<table><tr><td colspan="4">Year 3</td></tr><tr><td>Q1</td><td>Q2</td><td>Q3</td><td>Q4</td></tr><tr><td>X</td><td>X</td><td>X</td><td>X</td></tr></table>	Year 3				Q1	Q2	Q3	Q4	X	X	X	X								
Year 3																									
Q1	Q2	Q3	Q4																						
X	X	X	X																						

****Time Frame: Year & Quarter:**
Year 1 (FFY 2017); Year 2 (FFY 2018); Year 3 (FFY 2019)
Qtr. 1 (Oct. 1-Dec. 31); Qtr. 2 (Jan. 1-March 31); Qtr. 3 (Apr. 1-Jun. 30); Qtr. 4 (Jul. 1-Sept.30)

****Time Frame: Year & Quarter:**
Year 1 (FFY 2017); Year 2 (FFY 2018); Year 3 (FFY 2019)
Qtr. 1 (Oct. 1-Dec. 31); Qtr. 2 (Jan. 1-March 31); Qtr. 3 (Apr. 1-Jun. 30); Qtr. 4 (Jul. 1-Sept.30)

SNAP-Ed FFY 2017 Budget

Exhibit A-2

Organization Name:	California Department of Public Health
County/Jurisdiction:	Fresno County
FFY 2017 Total Budget:	\$ 1,999,681.00
Budget Adjustment Request #:	

	Expenses*	Carry-In FFY 2016 Budget****	FFY 2016 Budget	FFY 2017 Budget	% Difference
1	Salaries/Benefits	\$16,243	\$669,756	\$691,677	3.27%
2	Non-Capital Equipment/Supplies	\$48	\$9,926	\$6,483	-34.69%
3	Materials	\$56,400	\$15,275	\$33,050	116.37%
4	Travel & Per Diem	\$922	\$11,797	\$8,483	-28.09%
5	Building/Space	\$0	\$750	\$7,014	835.20%
6	Maintenance	\$177	\$21,918	\$13,885	-36.65%
7	Equipment and Other Capital Expenditures	\$0	\$0	\$0	
8	Contracts/Sub-Grants/Agreements**	\$0	\$1,249,923	\$1,125,000	-9.99%
	Total Direct Costs:	\$73,790	\$1,979,345	\$1,885,592	-4.74%
9	Indirect Costs*** Indirect Cost Rate= %	\$10,829	\$125,419	\$114,089	-9.03%
	Total Federal Funds	\$84,619	\$2,104,764	\$1,999,681	-4.99%

Budget Categories	Justification For Difference Greater Than 5% From FFY 2016 Budget
1 Salaries/Benefits	
2 Non-Capital Equipment/Supplies	decrease in color ink cartridge unit price
3 Materials	funding allowed it and Fresno County continues to prioritize it
4 Travel & Per Diem	decreased to compensate for overall funding reduction
5 Building/Space	space cost previously not claimed
6 Maintenance	to Indirect Costs
7 Equipment and Other Capital Expenditures	
8 Contracts/Sub-Grants/Agreements	decreased to compensate for overall funding reduction
9 Indirect Costs	previous years in order to not double-charge and allow more direct allocation

*Provide narrative describing all expenses.

**Retain copies on site.

***Provide assurances that the indirect cost rate is an approved rate (Financial and Cost Policy Supplement).

****Please note that funds cannot be carried over into the next Federal Fiscal Year if the funds are in the last year of their 2-year period of performance.

SNAP-Ed FFY 2017 Budget

Exhibit A-2

Organization Name: California Department of Public Health
County/Jurisdiction: Fresno County

Budget Adjustment		1. Staffing: Salary/Benefits:											Budget Adjustment	
Position #	Add Delete Reduce Increase	Last Amount Approved	Position Title	Position Name	SNAP-Ed Time Spent		Annual Salary	FTE	Total SNAP- Ed Salary	Benefit Rate	Total SNAP- Ed Benefits	SNAP-Ed Admin Costs	Total SNAP-Ed Funded Salary and Benefits	Budget Justification
					% of SNAP-Ed Time spent on Mgmt/Admin Duties	% of SNAP-Ed Time spent on Direct SNAP- Ed Delivery								
1			Chief Executive Officer	Sara Bosse	100.00%		\$78,117.00	0.2	\$15,623.40	62.94%	\$9,833.37	\$25,457.00	\$25,457	
2			Administrator (Director of Programs)	Rosemarie Amaral	100.00%		\$61,662.00	1	\$61,662.00	79.49%	\$49,015.12	\$110,677.00	\$110,677	
3			Project Coordinator	Vacant	75.00%	25.00%	\$46,195.00	1	\$46,195.00	68.92%	\$31,837.59	\$58,524.75	\$78,033	
4			Nutrition Educator	Brenda Flores	10.00%	90.00%	\$53,615.00	1	\$53,615.00	82.07%	\$44,001.83	\$9,761.70	\$97,617	
5			Nutrition Educator	Neng Moua	10.00%	90.00%	\$53,015.00	1	\$53,015.00	77.31%	\$40,985.90	\$9,400.10	\$94,001	
6			Nutrition Educator	Carmen Escobar	10.00%	90.00%	\$50,505.00	1	\$50,505.00	78.83%	\$39,813.09	\$9,031.80	\$90,318	
7			Nutrition Educator	Tiffany Pelletier	10.00%	90.00%	\$43,867.00	1	\$43,867.00	69.74%	\$30,592.85	\$7,446.00	\$74,460	
8			Administrative Coordinator	Elizabeth Tello	100.00%		\$47,266.00	0.3	\$14,179.80	84.87%	\$12,034.40	\$26,214.00	\$26,214	
9			Research Specialist	Bee Vang	100.00%		\$73,446.00	0.1	\$7,344.60	78.20%	\$5,743.48	\$13,088.00	\$13,088	
10			Administrative Assistant	Leticia Renteria	100.00%		\$33,776.00	0.1	\$3,377.60	90.58%	\$3,059.43	\$6,437.00	\$6,437	
11			Administrative Assistant	Patrick Watson	100.00%		\$37,325.00	1	\$37,325.00	87.08%	\$32,502.61	\$69,828.00	\$69,828	
12			Accountant	Michael Chu	100.00%		\$61,778.00	0.05	\$3,088.90	79.58%	\$2,458.15	\$5,547.00	\$5,547	
13									\$0.00		\$0.00	\$0.00	\$0	
14									\$0.00		\$0.00	\$0.00	\$0	
15									\$0.00		\$0.00	\$0.00	\$0	
Total Staffing: Salaries/Benefits:								7.75	\$389,798		\$301,878	\$351,412	\$691,677	

Definition and basis for calculations of benefit rate(s):

Describe what is covered in the benefit rate for your agency.

Includes payroll taxes, medical/dental benefits, and retirement as a percentage of salaries.

SNAP-Ed FFY 2017 Budget

Exhibit A-2

Organization Name: California Department of Public Health
County/Jurisdiction: Fresno County

Budget Adjustment		2. Non-Capital Equipment/Supplies:							Budget Adjustment
Add Delete Reduce Increase	Last Amount Approved	Budget Item	Description/Justification	FTE	Cost per Item	# of Items	Total	Budget Justification	
		Office Supplies	pens, pencils, paper products, etc.	7.75	\$5.00	120	\$4,650		
		Postage	correspondence to community individuals/organizations	7.75	\$1.00	30	\$233		
		Color ink	for 100% NEOP color printer	1	\$400.00	4	\$1,600		
							\$0		
							\$0		
							\$0		
							\$0		
							\$0		
							\$0		
							\$0		
Theft-sensitive equipment/supplies that are less than \$5,000 (Computers, printers, projectors, etc.)									
							\$0		
							\$0		
							\$0		
Total Materials:							\$6,483		

Budget Adjustment		3. Materials:							Budget Adjustment
Add Delete Reduce Increase	Last Amount Approved	Budget Item	Description/Justification	Cost per Item	# of Items	Total	Budget Justification		
		Nutrition education materials	USDA approved nutrition education and physical activity promotion materials including large-scale duplication for education sessions, community forums and other scope of work activities	\$2.00	3450	\$6,900			
		Small kitchen wares	durable kitchen items for taste testing activities, including but not limited to: electric skillet, spa water dispensers, cooking utensils, storage containers	\$20.00	30	\$600			
		Food for taste testing	Produce (fresh, frozen, canned) and other items for use in USDA approved recipes	\$2.50	2800	\$7,000			
		Garden supplies	community garden supplies including but not limited to: seeds, seedlings, small gardening tools	\$2.50	200	\$500			
		Champion for Change staff training consultant TBD	Staff will learn how to apply community-driven PSE strategies and techniques and how to deliver the training to Champions to build capacity to lead and support community-driven PSE change. Cost includes registration fees and consultant travel expenses.	\$18,050.00	1	\$18,050			
						\$0			
						\$0			
						\$0			
						\$0			
						\$0			
Total Materials:							\$33,050		

SNAP-Ed FFY 2017 Budget

Exhibit A-2

Organization Name: California Department of Public Health
County/Jurisdiction: Fresno County

Budget Adjustment		4. Travel:														Budget Adjustment	
Add Delete Reduce Increase	Last Amount Approved	Position Title/Name	Location	Description/Justification	Trips	FTE	Days	Nights	Per Diem	Lodging	Air	Miles (\$540)	Reg Fee	Other	Total	Budget Justification	
In-State																	
1		Sara Bosse, Rosemarie Amaral, Project Coordinator. Other = hotel parking for 2 nights	Sacramento	LHD Project Directors' Meeting	1	3	2	2	\$46.00	\$125.00	\$0.00	400	\$0.00	\$30.00	\$1,332		
2		Sara Bosse, Rosemarie Amaral, Project Coordinator, Brenda Flores, Neng Moua, Carmen Escobar, Tiffany Pelletier. Other = hotel parking for 2 nights for 2 vehicles	Sacramento	SNAP-Ed LIA Forum	1	7	2.5	2	\$46.00	\$125.00	\$0.00	400	\$0.00	\$60.00	\$3,191		
3		Sara Bosse. Other = hotel parking for 1 night	Sacramento	NEOPB Partnership Summit	1	1	1	1	\$46.00	\$125.00	\$0.00	400	\$0.00	\$15.00	\$402		
4		Sara Bosse, Rosemarie Amaral. Other = hotel parking for 1 night	Sacramento	SNAP-Ed Stakeholder Meeting	1	2	1	1	\$46.00	\$125.00	\$0.00	400	\$0.00	\$15.00	\$588		
5		All LHD NEOP staff	Fresno County	Coalition meetings, Promising Practices, local training events and other local travel to accomplish scope of work activities	1	1	1	1	\$0.00	\$0.00	\$0.00	5500	\$0.00	\$0.00	\$2,970		
6															\$0		
7															\$0		
8															\$0		
Out-of-State																	
1															\$0		
2															\$0		
3															\$0		
Total Travel:															\$8,483		

* Lodging costs include taxes. Reimbursement at CalHR rates.

Budget Adjustment		5. Building/Space:							Budget Adjustment
Add Delete Reduce Increase	Last Amount Approved	Location Name/Address	Calculation Description	FTE	Cost per Month	# of Month(s)	Total	Budget Justification	

SNAP-Ed FFY 2017 Budget

Exhibit A-2

Organization Name: California Department of Public Health

County/Jurisdiction: Fresno County

1			Hamilton Yard warehouse storage, 4551 E. Hamilton 93702	storage in County facility for project supplies and equipment	1	\$50.000	12	\$600	
2			Facility operations	space cost and building maintenance	7.75	\$68.97	12	\$6,414	
3								\$0	
4								\$0	
5								\$0	
Total Building/Space:								\$7,014	

SNAP-Ed FFY 2017 Budget

Exhibit A-2

Organization Name: California Department of Public Health
County/Jurisdiction: Fresno County

Budget Adjustment		6. Maintenance:							Budget Adjustment
Add Delete Reduce Increase	Last Amount Approved	Location Name/Address	Calculation Description	FTE	Cost per Month	# of Month(s)	Total	Budget Justification	
1		Phones	phone system including equipment lease, connectivity fee and internet connection	7.75	\$19.35	12	\$1,800		
2		Network workstations	networked computers and printers and related technical support; 7.75 FTE for computers + 3 NEOP printers	10.75	\$14.43	12	\$1,861		
3		Security services	24-hour on-call County security	7.75	\$18.74	12	\$1,743		
4		Household expense	nightly janitorial service	7.75	\$4.69	12	\$436		
5		Utilities	PG&E cost for NEOP space	7.75	\$61.80	12	\$5,747		
6		County garage fee	expenses for County vehicle for NEOP travel including cost per mile and regular maintenance	1	\$191.50	12	\$2,298		
7							\$0		
8							\$0		
9							\$0		
10							\$0		
Total Maintenance:							\$13,885		

Budget Adjustment		7. Equipment and Other Capital Expenditures (Items that are \$5,000 or more):							Budget Adjustment
Add Delete Reduce Increase	Last Amount Approved	Budget Item	Description/Justification	FTE	Cost per Item	# of Item(s)	Misc	Total	Budget Justification
1								\$0	
2								\$0	
3								\$0	
4								\$0	
Total Equipment and Other Capital Expenditures:								\$0	

SNAP-Ed FFY 2017 Budget

Exhibit A-2

Organization Name: California Department of Public Health
County/Jurisdiction: Fresno County

Budget Adjustment			8. Contracts/Sub-Grants/Agreements:		Budget Adjustment	
Add Delete Reduce Increase	Last Amount Approved	Organization Name	Description of Service(s)	Total Grant	Budget Justification	
Contracts/Sub-Grants/Agreements that are \$25,000 or more						
A		Sub A-TBD	Healthy Communities Subcontractor(s): Leads scope of work activities to engage youth and adult residents to lead nutrition and physical activity education and policy, systems, and environmental changes in target Champions for Change communities, e.g., community forums, peer-to-peer Champion training, and C4C capacity-building curriculum. Coordinates Champions to assist with CX3 data collection	\$325,000		
B		Sub B-TBD	School Wellness Subcontractor(s): Leads scope of work activities to implement nutrition and physical activity interventions in classroom and afterschool settings, as well as policy, systems and environmental changes in schools, e.g., Smarter Lunchrooms. Coordinates staff and parent participation in events targeting Fresno County students that promote youth engagement in nutrition education and physical activity promotion.	\$270,000		
C		Sub C-TBD	Retail, Food Access & Marketing Subcontractor(s): Leads recruitment for and implementation of NEOPB retail program, and policy, systems and environmental changes in retail settings to expand access to healthy foods in target communities. Identifies local best practices to increase access to fruits and vegetables and sustainability models for mobile food demonstration (existing) vehicle.	\$250,000		
D		Sub D-TBD	Worksite Wellness Subcontractor(s): Leads scope of work activities to recruit worksites to implement nutrition education and physical activity promotion through worksite wellness initiatives using the California Fit Business Kit.	\$100,000		
E		Sub E -TBD	Evaluation Subcontractor(s): Leads development and implementation of program evaluation activities, community-driven PSE work, Champion engagement system, evaluation plan and Impact/Outcome Evaluation. Identifies local best practices to increase access to healthy foods and sustainability models.	\$150,000		
F		Sub F -TBD	Registered Dietician Consultant: Provides assistance, expertise, and training to LHD NEOP staff and subcontractors to implement nutrition education on an as-needed basis.	\$30,000		
G				\$0		
H				\$0		
I				\$0		
J				\$0		
Contracts/Sub-Grants/Agreements that are less than \$25,000						
1				\$0		
2				\$0		
3				\$0		
Total Contracts/Sub-Grants/Agreements:				\$1,125,000		
Total Direct Costs:				\$1,885,592		

Budget Adjustment		9. Indirect Costs:					Budget Adjustment	
Add Delete Reduce Increase	Last Amount Approved	Calculation Method	Indirect Cost Rate	Total Admin/ Program Dollars	Total	Budget Justification		
Administration: [Please list the line items that are included in calculation]								
1		Percent of total direct costs (not including subcontracting costs)	15.00%	\$760,592	\$114,088.80			
					Total Indirect Costs:	\$114,089		
				Total Budget:	\$1,999,681			

SNAP-Ed FFY 2017 Budget

Exhibit A-2

Organization Name: California Department of Public Health
County/Jurisdiction: Fresno County

SNAP-Ed FFY 2017 Budget

Exhibit A-2

Organization Name: California Department of Public Health
 County/Jurisdiction: Fresno County
 Contract/Sub-Grant/Agreement:

Budget Adjustment		1. Staffing: Salary/Benefits:											Budget Adjustment	
Position #	Add Delete Reduce Increase	Last Amount Approved	Position Title	Position Name	SNAP-Ed Time Spent		Annual Salary	FTE	Total SNAP- Ed Salary	Benefit Rate	Total SNAP- Ed Benefits	SNAP-Ed Admin Costs	Total SNAP- Ed Funded Salary and Benefits	Budget Justification
					% of SNAP-Ed Time spent on Mgmt/Admin Duties	% of SNAP-Ed Time spent on Direct SNAP-Ed Delivery								
1			TBD						\$0.00		\$0.00	\$0.00	\$0	
2									\$0.00		\$0.00	\$0.00	\$0	
3									\$0.00		\$0.00	\$0.00	\$0	
4									\$0.00		\$0.00	\$0.00	\$0	
5									\$0.00		\$0.00	\$0.00	\$0	
6									\$0.00		\$0.00	\$0.00	\$0	
7									\$0.00		\$0.00	\$0.00	\$0	
8									\$0.00		\$0.00	\$0.00	\$0	
9									\$0.00		\$0.00	\$0.00	\$0	
10									\$0.00		\$0.00	\$0.00	\$0	
11									\$0.00		\$0.00	\$0.00	\$0	
Total Staffing: Salary/Benefits:								0.00	\$0		\$0	\$0	\$0	

Definition and basis for calculations of benefit rate(s):

Describe what is covered in the benefit rate for your agency.

SNAP-Ed FFY 2017 Budget

Exhibit A-2

Organization Name: California Department of Public Health
 County/Jurisdiction: Fresno County
 Contract/Sub-Grant/Agreement: 0

Budget Adjustment		2. Non-Capital Equipment/Supplies:							Budget Adjustment
Add Delete Reduce Increase	Last Amount Approved	Budget Item	Description/Justification	FTE	Cost per Item	# of Items	Total	Budget Justification	
1		TBD		1	\$325,000.00	1	\$325,000		
2							\$0		
3							\$0		
4							\$0		
5							\$0		
6							\$0		
7							\$0		
8							\$0		
9							\$0		
10							\$0		
Total Non-Capital Equipment/Supplies:							\$325,000		

Budget Adjustment		3. Materials:							Budget Adjustment
Delete Reduce Increase	Last Amount Approved	Budget Item	Description/Justification	Cost per Item	# of Items	Total	Budget Justification		
1						\$0			
2						\$0			
3						\$0			
4						\$0			
5						\$0			
Total Materials:						\$0			

SNAP-Ed FFY 2017 Budget

Exhibit A-2

Organization Name: California Department of Public Health
 County/Jurisdiction: Fresno County
 Contract/Sub-Grant/Agreement: 0

Budget Adjustment		4. Travel:														Budget Adjustment	
Add Delete Reduce Increase	Last Amount Approved	Position Title/Name	Location	Description/Justification	Trips	FTE	Days	Nights	Per Diem	Lodging	Air	Miles (\$.540)	Registration Fee	Other	Total	Budget Justification	
In-State																	
1															\$0		
2															\$0		
3															\$0		
4															\$0		
5															\$0		
Out-of-State																	
1															\$0		
															Total Travel:	\$0	

* Lodging costs include taxes. Reimbursement at CalHR rates.

Budget Adjustment		5. Building/Space:							Budget Adjustment	
Add Delete Reduce Increase	Last Amount Approved	Location Name/Address	Calculation Description	FTE	Cost per Month	# of Month(s)	Total	Budget Justification		
1							\$0			
2							\$0			
3							\$0			
4							\$0			
5							\$0			
Total Building/Space:							\$0			

SNAP-Ed FFY 2017 Budget

Exhibit A-2

Budget Adjustment		6. Maintenance:							Budget Adjustment	
Add Delete Reduce Increase	Last Amount Approved	Location Name/Address	Calculation Description	FTE	Cost per Month	# of Month(s)	Total		Budget Justification	
1							\$0			
2							\$0			
3							\$0			
4							\$0			
5							\$0			
Total Maintenance:							\$0			

Organization Name: California Department of Public Health

County/Jurisdiction: Fresno County

Contract/Sub-Grant/Agreement: 0

Budget Adjustment		7. Equipment and Other Capital Expenditures:							Budget Adjustment	
Add Delete Reduce Increase	Last Amount Approved	Budget Item	Description/Justification	FTE	Cost per Item	# of Items	Misc.	Total	Budget Justification	
1								\$0		
2								\$0		
3								\$0		
4								\$0		
5								\$0		
Total Equipment and Other Capital Expenditures:							\$0			

Budget Adjustment		8. Contracts/Sub-Grants/Agreements:				Budget Adjustment	
Add Delete Reduce Increase	Last Amount Approved	Organization Name	Description of Service(s)	Total Grant	Budget Justification		
A				\$0			
B				\$0			
C				\$0			
D				\$0			
E				\$0			
F				\$0			
Total Contracts/Sub-Grants/Agreements:				\$0			

Total Direct Costs:		\$325,000
---------------------	--	-----------

Budget Adjustment		9. Indirect Costs:				Budget Adjustment	
Add Delete Reduce Increase	Last Amount Approved	Calculation Method	Indirect Cost Rate	Total Admin/Program Dollars	Total	Budget Justification	
1					\$0		
Total Indirect Costs:					\$0		

Total Budget:		\$325,000
---------------	--	-----------

SNAP-Ed FFY 2017 Budget

Exhibit A-2

Organization Name: California Department of Public Health
 County/Jurisdiction: Fresno County
 Contract/Sub-Grant/Agreement:

Budget Adjustment		1. Staffing: Salary/Benefits:											Budget Adjustment	
Position #	Add Delete Reduce Increase	Last Amount Approved	Position Title	Position Name	SNAP-Ed Time Spent		Annual Salary	FTE	Total SNAP- Ed Salary	Benefit Rate	Total SNAP- Ed Benefits	SNAP-Ed Admin Costs	Total SNAP-Ed Funded Salary and Benefits	Budget Justification
					% of SNAP-Ed Time spent on Mgmt/Admin Duties	% of SNAP-Ed Time spent on Direct SNAP-Ed Delivery								
1			TBD						\$0.00		\$0.00	\$0.00	\$0	
2									\$0.00		\$0.00	\$0.00	\$0	
3									\$0.00		\$0.00	\$0.00	\$0	
4									\$0.00		\$0.00	\$0.00	\$0	
5									\$0.00		\$0.00	\$0.00	\$0	
6									\$0.00		\$0.00	\$0.00	\$0	
7									\$0.00		\$0.00	\$0.00	\$0	
8									\$0.00		\$0.00	\$0.00	\$0	
9									\$0.00		\$0.00	\$0.00	\$0	
10									\$0.00		\$0.00	\$0.00	\$0	
Total Staffing: Salary/Benefits:								0.00	\$0		\$0	\$0	\$0	

Definition and basis for calculations of benefit rate(s):

Describe what is covered in the benefit rate for your agency.

SNAP-Ed FFY 2017 Budget

Exhibit A-2

Organization Name: California Department of Public Health
 County/Jurisdiction: Fresno County
 Contract/Sub-Grant/Agreement: 0

Budget Adjustment		2. Non-Capital Equipment/Supplies:						Budget Adjustment
Add Delete Reduce Increase	Last Amount Approved	Budget Item	Description/Justification	FTE	Cost per Item	# of Items	Total	Budget Justification
1		TBD		1	\$270,000.00	1	\$270,000	
2							\$0	
3							\$0	
4							\$0	
Total Non-Capital Equipment/Supplies:							\$270,000	

Budget Adjustment		3. Materials:						Budget Adjustment	
Delete Reduce Increase	Last Amount Approved	Budget Item	Description/Justification	Cost per Item	# of Items	Total	Budget Justification		
1						\$0			
2						\$0			
3						\$0			
4						\$0			
Total Materials:						\$0			

SNAP-Ed FFY 2017 Budget

Exhibit A-2

Organization Name: California Department of Public Health
 County/Jurisdiction: Fresno County
 Contract/Sub-Grant/Agreement: 0

Budget Adjustment		4. Travel:															Budget Adjustment	
Add Delete Reduce Increase	Last Amount Approved	Position Title/Name	Location	Description/Justification	Trips	FTE	Days	Nights	Per Diem	Lodging	Air	Miles (\$.540)	Registration Fee	Other	Total	Budget Justification		
In-State																		
1															\$0			
2															\$0			
3															\$0			
4															\$0			
5															\$0			
6															\$0			
Out-of-State																		
1															\$0			
Total Travel:															\$0			

* Lodging costs include taxes. Reimbursement at CalHR rates.

Budget Adjustment		5. Building/Space:							Budget Adjustment	
Add Delete Reduce Increase	Last Amount Approved	Location Name/Address	Calculation Description	FTE	Cost per Month	# of Month(s)	Total	Budget Justification		
1							\$0			
2							\$0			
3							\$0			
4							\$0			
Total Building/Space:							\$0			

Budget Adjustment		6. Maintenance:							Budget Adjustment	
Add Delete Reduce Increase	Last Amount Approved	Location Name/Address	Calculation Description	FTE	Cost per Month	# of Month(s)	Total	Budget Justification		
1							\$0			
2							\$0			
3							\$0			
4							\$0			
Total Maintenance:							\$0			

SNAP-Ed FFY 2017 Budget

Exhibit A-2

Organization Name: California Department of Public Health
 County/Jurisdiction: Fresno County
 Contract/Sub-Grant/Agreement: 0

Budget Adjustment		7. Equipment and Other Capital Expenditures:								Budget Adjustment
Add Delete Reduce Increase	Last Amount Approved	Budget Item	Description/Justification	FTE	Cost per Item	# of Items	Misc.	Total		Budget Justification
1								\$0		
2								\$0		
3								\$0		
Total Equipment and Other Capital Expenditures:									\$0	

Budget Adjustment		8. Contracts/Sub-Grants/Agreements:				Budget Adjustment
Add Delete Reduce Increase	Last Amount Approved	Organization Name	Description of Service(s)	Total Grant		Budget Justification
A				\$0		
B				\$0		
Total Contracts/Sub-Grants/Agreements:					\$0	

Total Direct Costs:		\$270,000
---------------------	--	-----------

Budget Adjustment		9. Indirect Costs:				Budget Adjustment
Add Delete Reduce Increase	Last Amount Approved	Calculation Method	Indirect Cost Rate	Total Admin/Program Dollars	Total	Budget Justification
1					\$0	
Total Indirect Costs:					\$0	

Total Budget:		\$270,000
---------------	--	-----------

SNAP-Ed FFY 2017 Budget

Exhibit A-2

Organization Name: California Department of Public Health
 County/Jurisdiction: Fresno County
 Contract/Sub-Grant/Agreement:

Budget Adjustment		1. Staffing: Salary/Benefits:											Budget Adjustment	
Position #	Add Delete Reduce Increase	Add Delete Reduce Increase	Position Title	Position Name	SNAP-Ed Time Spent		Annual Salary	FTE	Total SNAP-Ed Salary	Benefit Rate	Total SNAP-Ed Benefits	SNAP-Ed Admin Costs	Total SNAP-Ed Funded Salary and Benefits	Budget Justification
					% of SNAP-Ed Time spent on Mgmt/Admin Duties	% of SNAP-Ed Time spent on Direct SNAP-Ed Delivery								
1			TBD						\$0.00		\$0.00	\$0.00	\$0	
2									\$0.00		\$0.00	\$0.00	\$0	
3									\$0.00		\$0.00	\$0.00	\$0	
4									\$0.00		\$0.00	\$0.00	\$0	
5									\$0.00		\$0.00	\$0.00	\$0	
6									\$0.00		\$0.00	\$0.00	\$0	
7									\$0.00		\$0.00	\$0.00	\$0	
8									\$0.00		\$0.00	\$0.00	\$0	
Total Staffing: Salary/Benefits:								0.00	\$0		\$0	\$0	\$0	

Definition and basis for calculations of benefit rate(s):

Describe what is covered in the benefit rate for your agency.

SNAP-Ed FFY 2017 Budget

Exhibit A-2

Organization Name: California Department of Public Health
 County/Jurisdiction: Fresno County
 Contract/Sub-Grant/Agreement: 0

Budget Adjustment		2. Non-Capital Equipment/Supplies:							Budget Adjustment	
Add Delete Reduce Increase	Last Amount Approved	Budget Item	Description/Justification	FTE	Cost per Item	# of Items	Total		Budget Justification	
1		TBD		1	\$250,000.00	1	\$250,000			
2							\$0			
3							\$0			
4							\$0			
5							\$0			
Total Non-Capital Equipment/Supplies:							\$250,000			

Budget Adjustment		3. Materials:							Budget Adjustment	
Delete Reduce Increase	Last Amount Approved	Budget Item	Description/Justification		Cost per Item	# of Items	Total		Budget Justification	
1							\$0			
2							\$0			
3							\$0			
4							\$0			
Total Materials:							\$0			

SNAP-Ed FFY 2017 Budget

Exhibit A-2

Organization Name: California Department of Public Health
 County/Jurisdiction: Fresno County
 Contract/Sub-Grant/Agreement: 0

Budget Adjustment		4. Travel:															Budget Adjustment	
Add Delete Reduce Increase	Last Amount Approved	Position Title/Name	Location	Description/Justification	Trips	FTE	Days	Nights	Per Diem	Lodging	Air	Miles (\$.540)	Registration Fee	Other	Total	Budget Justification		
In-State																		
1															\$0			
2															\$0			
3															\$0			
4															\$0			
5															\$0			
6															\$0			
Out-of-State																		
1															\$0			
															Total Travel:	\$0		

* Lodging costs include taxes. Reimbursement at CalHR rates.

Budget Adjustment		5. Building/Space:							Budget Adjustment	
Add Delete Reduce Increase	Last Amount Approved	Location Name/Address	Calculation Description	FTE	Cost per Month	# of Month(s)	Total	Budget Justification		
1							\$0			
2							\$0			
3							\$0			
4							\$0			
5							\$0			
Total Building/Space:							\$0			

Budget Adjustment		6. Maintenance:							Budget Adjustment
Add Delete Reduce Increase	Last Amount Approved	Location Name/Address	Calculation Description	FTE	Cost per Month	# of Month(s)	Total	Budget Justification	
1							\$0		
2							\$0		
3							\$0		
4							\$0		
5							\$0		
Total Maintenance:							\$0		

Organization Name: California Department of Public Health

County/Jurisdiction: Fresno County

Contract/Sub-Grant/Agreement: 0

Budget Adjustment		7. Equipment and Other Capital Expenditures:							Budget Adjustment
Add Delete Reduce Increase	Last Amount Approved	Budget Item	Description/Justification	FTE	Cost per Item	# of Items	Misc.	Total	Budget Justification
1								\$0	
2								\$0	
3								\$0	
4								\$0	
5								\$0	
Total Equipment and Other Capital Expenditures:								\$0	

8. Contracts/Sub-Grants/Agreements:					Budget Adjustment	
Budget Adjustment		Last Amount Approved	Organization Name	Description of Service(s)	Total Grant	Budget Justification
Add Delete Reduce Increase						
A						
B						
C						
Total Contracts/Sub-Grants/Agreements:					\$0	

Total Direct Costs:	\$250,000
---------------------	-----------

Budget Adjustment		9. Indirect Costs:				Budget Adjustment	
Add Delete Reduce Increase	Last Amount Approved	Calculation Method	Indirect Cost Rate	Total Admin/Program Dollars	Total	Budget Justification	
1					\$0		
Total Indirect Costs:					\$0		

Total Budget:	\$250,000
---------------	-----------

SNAP-Ed FFY 2017 Budget

Exhibit A-2

Organization Name: California Department of Public Health
 County/Jurisdiction: Fresno County
 Contract/Sub-Grant/Agreement:

Budget Adjustment		1. Staffing: Salary/Benefits:											Budget Adjustment	
Position #	Add Delete Reduce Increase	Add Delete Reduce Increase	Position Title	Position Name	SNAP-Ed Time Spent		Annual Salary	FTE	Total SNAP- Ed Salary	Benefit Rate	Total SNAP- Ed Benefits	SNAP-Ed Admin Costs	Total SNAP-Ed Funded Salary and Benefits	Budget Justification
					% of SNAP-Ed Time spent on Mgmt/Admin Duties	% of SNAP-Ed Time spent on Direct SNAP-Ed Delivery								
1			TBD						\$0.00		\$0.00	\$0.00	\$0	
2									\$0.00		\$0.00	\$0.00	\$0	
3									\$0.00		\$0.00	\$0.00	\$0	
4									\$0.00		\$0.00	\$0.00	\$0	
5									\$0.00		\$0.00	\$0.00	\$0	
6									\$0.00		\$0.00	\$0.00	\$0	
7									\$0.00		\$0.00	\$0.00	\$0	
8									\$0.00		\$0.00	\$0.00	\$0	
9									\$0.00		\$0.00	\$0.00	\$0	
Total Staffing: Salary/Benefits:								0.00	\$0		\$0	\$0	\$0	

Definition and basis for calculations of benefit rate(s):

Describe what is covered in the benefit rate for your agency.

SNAP-Ed FFY 2017 Budget

Exhibit A-2

Organization Name: California Department of Public Health
 County/Jurisdiction: Fresno County
 Contract/Sub-Grant/Agreement: 0

Budget Adjustment		2. Non-Capital Equipment/Supplies:							Budget Adjustment
Add Delete Reduce Increase	Last Amount Approved	Budget Item	Description/Justification	FTE	Cost per Item	# of Items	Total	Budget Justification	
1		TBD		1	\$100,000.00	1	\$100,000		
2							\$0		
3							\$0		
4							\$0		
5							\$0		
6							\$0		
7			c				\$0		
Total Non-Capital Equipment/Supplies:							\$100,000		

Budget Adjustment		3. Materials:							Budget Adjustment
Delete Reduce Increase	Last Amount Approved	Budget Item	Description/Justification	Cost per Item	# of Items	Total	Budget Justification		
1						\$0			
2						\$0			
3						\$0			
4						\$0			
5						\$0			
6						\$0			
7						\$0			
Total Materials:						\$0			

SNAP-Ed FFY 2017 Budget

Exhibit A-2

Organization Name: California Department of Public Health

County/Jurisdiction: Fresno County

Contract/Sub-Grant/Agreement: 0

Budget Adjustment		4. Travel:														Budget Adjustment	
Add Delete Reduce Increase	Last Amount Approved	Position Title/Name	Location	Description/Justification	Trips	FTE	Days	Nights	Per Diem	Lodging	Air	Miles (\$.540)	Registration Fee	Other	Total	Budget Justification	
In-State																	
1																\$0	
2																\$0	
3																\$0	
4																\$0	
5																\$0	
6																\$0	
7																\$0	
8																\$0	
Out-of-State																	
1																\$0	
															Total Travel:	\$0	

* Lodging costs include taxes. Reimbursement at CalHR rates.

Budget Adjustment		5. Building/Space:							Budget Adjustment	
Add Delete Reduce Increase	Last Amount Approved	Location Name/Address	Calculation Description	FTE	Cost per Month	# of Month(s)	Total	Budget Justification		
1							\$0			
2							\$0			
3							\$0			
4							\$0			
							Total Building/Space:	\$0		

SNAP-Ed FFY 2017 Budget

Exhibit A-2

Budget Adjustment		6. Maintenance:							Budget Adjustment	
Add Delete Reduce Increase	Last Amount Approved	Location Name/Address	Calculation Description	FTE	Cost per Month	# of Month(s)	Total	Budget Justification		
1							\$0			
2							\$0			
3							\$0			
4							\$0			
5							\$0			
Total Maintenance:							\$0			

Organization Name: California Department of Public Health

County/Jurisdiction: Fresno County

Contract/Sub-Grant/Agreement: 0

Budget Adjustment		7. Equipment and Other Capital Expenditures:							Budget Adjustment	
Add Delete Reduce Increase	Last Amount Approved	Budget Item	Description/Justification	FTE	Cost per Item	# of Items	Misc.	Total	Budget Justification	
1								\$0		
2								\$0		
3								\$0		
4								\$0		
5								\$0		
Total Equipment and Other Capital Expenditures:								\$0		

SNAP-Ed FFY 2017 Budget

Exhibit A-2

Budget Adjustment		8. Contracts/Sub-Grants/Agreements:				Budget Adjustment	
Add Delete Reduce Increase	Last Amount Approved	Organization Name	Description of Service(s)			Total Grant	Budget Justification
A						\$0	
B						\$0	
C						\$0	
Total Contracts/Sub-Grants/Agreements:						\$0	

Total Direct Costs:				\$100,000
---------------------	--	--	--	-----------

Budget Adjustment		9. Indirect Costs:				Budget Adjustment	
Add Delete Reduce Increase	Last Amount Approved	Calculation Method	Indirect Cost Rate	Total Admin/Program Dollars	Total	Budget Justification	
1					\$0		
Total Indirect Costs:					\$0		

Total Budget:				\$100,000
---------------	--	--	--	-----------

SNAP-Ed FFY 2017 Budget

Exhibit A-2

Organization Name: California Department of Public Health
 County/Jurisdiction: Fresno County
 Contract/Sub-Grant/Agreement:

Budget Adjustment		1. Staffing: Salary/Benefits:											Budget Adjustment	
Position #	Add Delete Reduce Increase	Last Amount Approved	Position Title	Position Name	SNAP-Ed Time Spent		Annual Salary	FTE	Total SNAP- Ed Salary	Benefit Rate	Total SNAP- Ed Benefits	SNAP-Ed Admin Costs	Total SNAP-Ed Funded Salary and Benefits	Budget Justification
					% of SNAP-Ed Time spent on Mgmt/Admin Duties	% of SNAP-Ed Time spent on Direct SNAP-Ed Delivery								
1			TBD						\$0.00		\$0.00	\$0.00	\$0	
2									\$0.00		\$0.00	\$0.00	\$0	
3									\$0.00		\$0.00	\$0.00	\$0	
4									\$0.00		\$0.00	\$0.00	\$0	
5									\$0.00		\$0.00	\$0.00	\$0	
6									\$0.00		\$0.00	\$0.00	\$0	
7									\$0.00		\$0.00	\$0.00	\$0	
8									\$0.00		\$0.00	\$0.00	\$0	
Total Staffing: Salary/Benefits:								0.00	\$0		\$0	\$0	\$0	

Definition and basis for calculations of benefit rate(s):

Describe what is covered in the benefit rate for your agency.

SNAP-Ed FFY 2017 Budget

Exhibit A-2

Organization Name: California Department of Public Health
 County/Jurisdiction: Fresno County
 Contract/Sub-Grant/Agreement: 0

Budget Adjustment		2. Non-Capital Equipment/Supplies:							Budget Adjustment
Add Delete Reduce Increase	Last Amount Approved	Budget Item	Description/Justification	FTE	Cost per Item	# of Items	Total	Budget Justification	
1		TBD		1	\$150,000.00	1	\$150,000		
2							\$0		
3							\$0		
4							\$0		
5							\$0		
6							\$0		
7							\$0		
8							\$0		
9							\$0		
10							\$0		
Total Non-Capital Equipment/Supplies:							\$150,000		

Budget Adjustment		3. Materials:							Budget Adjustment
Delete Reduce Increase	Last Amount Approved	Budget Item	Description/Justification	Cost per Item	# of Items	Total	Budget Justification		
1						\$0			
2						\$0			
3						\$0			
4						\$0			
5						\$0			
6						\$0			
7						\$0			
8						\$0			
9						\$0			
10						\$0			
Total Materials:						\$0			

SNAP-Ed FFY 2017 Budget

Exhibit A-2

Organization Name: California Department of Public Health
 County/Jurisdiction: Fresno County
 Contract/Sub-Grant/Agreement: 0

4. Travel:

Budget Adjustment		4. Travel:														Budget Adjustment	
Add Delete Reduce Increase	Last Amount Approved	Position Title/Name	Location	Description/Justification	Trips	FTE	Days	Nights	Per Diem	Lodging	Air	Miles (\$.540)	Registration Fee	Other	Total	Budget Justification	
In-State																	
1															\$0		
2															\$0		
3															\$0		
4															\$0		
5															\$0		
6															\$0		
7															\$0		
8															\$0		
9															\$0		
10															\$0		
11															\$0		
12															\$0		
13															\$0		
14															\$0		
15															\$0		
16															\$0		
17															\$0		
18															\$0		
Out-of-State																	
1															\$0		
Total Travel:															\$0		

* Lodging costs include taxes. Reimbursement at CalHR rates.

5. Building/Space:

Budget Adjustment		5. Building/Space:							Budget Adjustment	
Add Delete Reduce Increase	Last Amount Approved	Location Name/Address	Calculation Description	FTE	Cost per Month	# of Month(s)	Total	Budget Justification		
1							\$0			
2							\$0			
3							\$0			
4							\$0			
5							\$0			
6							\$0			
7							\$0			
8							\$0			
9							\$0			
10							\$0			
Total Building/Space:							\$0			

SNAP-Ed FFY 2017 Budget

Exhibit A-2

Budget Adjustment		6. Maintenance:							Budget Adjustment
Action: Delete Add Reduce Increase	Last Amount Approved	Location Name/Address	Calculation Description	FTE	Cost per Month	# of Month(s)	Total	Budget Justification	
1							\$0		
2							\$0		
3							\$0		
4							\$0		
5							\$0		
6							\$0		
7							\$0		
8							\$0		
9							\$0		
10							\$0		
Total Maintenance:							\$0		

Organization Name: California Department of Public Health
 County/Jurisdiction: Fresno County
 Contract/Sub-Grant/Agreement: 0

Budget Adjustment		7. Equipment and Other Capital Expenditures:							Budget Adjustment
Add Delete Reduce Increase	Last Amount Approved	Budget Item	Description/Justification	FTE	Cost per Item	# of Items	Misc.	Total	Budget Justification
1								\$0	
2								\$0	
3								\$0	
4								\$0	
5								\$0	
6								\$0	
7								\$0	
8								\$0	
9								\$0	
10								\$0	
Total Equipment and Other Capital Expenditures:								\$0	

Budget Adjustment		8. Contracts/Sub-Grants/Agreements:				Budget Adjustment	
Action: Delete Add Reduce Increase	Last Amount Approved	Organization Name	Description of Service(s)	Total Grant	Budget Justification		
A				\$0			
B				\$0			
C				\$0			
D				\$0			
E				\$0			
F				\$0			
Total Contracts/Sub-Grants/Agreements:				\$0			

Total Direct Costs:		\$150,000
---------------------	--	-----------

Budget Adjustment		9. Indirect Costs:					Budget Adjustment	
Add Delete Reduce Increase	Last Amount Approved	Calculation Method	Indirect Cost Rate	Total Admin/Program Dollars	Total	Budget Justification		
1					\$0			
Total Indirect Costs:					\$0			
Total Budget:				\$150,000				

SNAP-Ed FFY 2017 Budget

Exhibit A-2

Organization Name: California Department of Public Health
 County/Jurisdiction: Fresno County
 Contract/Sub-Grant/Agreement:

Budget Adjustment		1. Staffing: Salary/Benefits:											Budget Adjustment	
Position #	Add Delete Reduce Increase	Last Amount Approved	Position Title	Position Name	SNAP-Ed Time Spent		Annual Salary	FTE	Total SNAP- Ed Salary	Benefit Rate	Total SNAP- Ed Benefits	SNAP-Ed Admin Costs	Total SNAP-Ed Funded Salary and Benefits	Budget Justification
					% of SNAP-Ed Time spent on Mgmt/Admin Duties	% of SNAP-Ed Time spent on Direct SNAP-Ed Delivery								
1			TBD						\$0.00		\$0.00	\$0.00	\$0	
2									\$0.00		\$0.00	\$0.00	\$0	
3									\$0.00		\$0.00	\$0.00	\$0	
4									\$0.00		\$0.00	\$0.00	\$0	
5									\$0.00		\$0.00	\$0.00	\$0	
6									\$0.00		\$0.00	\$0.00	\$0	
7									\$0.00		\$0.00	\$0.00	\$0	
Total Staffing: Salary/Benefits:								0.00	\$0		\$0	\$0	\$0	

Definition and basis for calculations of benefit rate(s):

Describe what is covered in the benefit rate for your agency.

SNAP-Ed FFY 2017 Budget

Exhibit A-2

Organization Name: California Department of Public Health
 County/Jurisdiction: Fresno County
 Contract/Sub-Grant/Agreement: 0

Budget Adjustment		2. Non-Capital Equipment/Supplies:							Budget Adjustment
Add Delete Reduce Increase	Last Amount Approved	Budget Item	Description/Justification	FTE	Cost per Item	# of Items	Total	Budget Justification	
1		TBD		1	\$30,000.00	1	\$30,000		
2							\$0		
3							\$0		
4							\$0		
5							\$0		
6							\$0		
Total Non-Capital Equipment/Supplies:							\$30,000		

Budget Adjustment		3. Materials:							Budget Adjustment
Delete Reduce Increase	Last Amount Approved	Budget Item	Description/Justification	Cost per Item	# of Items	Total	Budget Justification		
1						\$0			
2						\$0			
3						\$0			
4						\$0			
5						\$0			
Total Materials:						\$0			

SNAP-Ed FFY 2017 Budget

Exhibit A-2

Organization Name: California Department of Public Health
 County/Jurisdiction: Fresno County
 Contract/Sub-Grant/Agreement: 0

Budget Adjustment		4. Travel:														Budget Adjustment	
Add Delete Reduce Increase	Last Amount Approved	Position Title/Name	Location	Description/Justification	Trips	FTE	Days	Nights	Per Diem	Lodging	Air	Miles (\$.540)	Registration Fee	Other	Total	Budget Justification	
In-State																	
1															\$0		
2															\$0		
3															\$0		
4															\$0		
5															\$0		
6															\$0		
7															\$0		
8															\$0		
Out-of-State																	
1															\$0		
Total Travel:															\$0		

* Lodging costs include taxes. Reimbursement at CalHR rates.

Budget Adjustment		5. Building/Space:							Budget Adjustment	
Add Delete Reduce Increase	Last Amount Approved	Location Name/Address	Calculation Description	FTE	Cost per Month	# of Month(s)	Total	Budget Justification		
1							\$0			
2							\$0			
3							\$0			
4							\$0			
5							\$0			
6							\$0			
Total Building/Space:							\$0			

Budget Adjustment		6. Maintenance:							Budget Adjustment
Add Delete Reduce Increase	Last Amount Approved	Location Name/Address	Calculation Description	FTE	Cost per Month	# of Month(s)	Total	Budget Justification	
1							\$0		
2							\$0		
3							\$0		
4							\$0		
5							\$0		
Total Maintenance:							\$0		

Organization Name: California Department of Public Health

County/Jurisdiction: Fresno County

Contract/Sub-Grant/Agreement: 0

Budget Adjustment		7. Equipment and Other Capital Expenditures:							Budget Adjustment
Add Delete Reduce Increase	Last Amount Approved	Budget Item	Description/Justification	FTE	Cost per Item	# of Items	Misc.	Total	Budget Justification
1								\$0	
2								\$0	
3								\$0	
4								\$0	
5								\$0	
6								\$0	
Total Equipment and Other Capital Expenditures:								\$0	

SNAP-Ed FFY 2017 Budget

Exhibit A-2

Budget Adjustment		8. Contracts/Sub-Grants/Agreements:				Budget Adjustment	
Add Delete Reduce Increase	Last Amount Approved	Organization Name	Description of Service(s)			Total Grant	Budget Justification
A						\$0	
B						\$0	
C						\$0	
D						\$0	
E						\$0	
F						\$0	
Total Contracts/Sub-Grants/Agreements:						\$0	

Total Direct Costs:	\$30,000
---------------------	----------

Budget Adjustment		9. Indirect Costs:				Budget Adjustment	
Add Delete Reduce Increase	Last Amount Approved	Calculation Method	Indirect Cost Rate	Total Admin/Program Dollars	Total	Budget Justification	
1					\$0		
Total Indirect Costs:					\$0		

Total Budget:	\$30,000
---------------	----------

Exhibit B
Budget Detail and Payment Provisions

1. Invoicing and Payment

- A. Upon completion of project activities as provided in Exhibit A Grant Application, and upon receipt and approval of the invoices, the State agrees to reimburse the Grantee for activities performed and expenditures incurred in accordance with the costs specified herein.
- B. Invoices shall include the Grant Number and shall be submitted in triplicate not more frequently than quarterly in arrears to:

Kimmy Casjens, Grant Manager
California Department of Public Health
Nutrition Education and Obesity Prevention Branch
1616 Capitol Avenue, MS 7204
Sacramento, CA 95814

- C. Invoices shall:
 - 1) Be prepared on Grantee letterhead. If invoices are not on produced letterhead invoices must be signed by an authorized official, employee or agent certifying that the expenditures claimed represent activities performed and are in accordance with Exhibit A Grant Application under this Grant.
 - 2) Bear the Grantee's name as shown on the Grant.
 - 3) Identify the billing and/or performance period covered by the invoice.
 - 4) Itemize costs for the billing period in the same or greater level of detail as indicated in this Grant. Subject to the terms of this Grant, reimbursement may only be sought for those costs and/or cost categories expressly identified as allowable and approved by CDPH.

2. Budget Contingency Clause

- A. It is mutually agreed that if the Budget Act of the current year and/or any subsequent years covered under this Agreement does not appropriate sufficient funds for the program, this Agreement shall be of no further force and effect. In this event, the State shall have no liability to pay any funds whatsoever to Grantee or to furnish any other considerations under this Agreement and Grantee shall not be obligated to fulfill any provisions of this Agreement.
- B. If funding for any fiscal year is reduced or deleted by the Budget Act for purposes of this program, the State shall have the option to either cancel this Agreement with no liability occurring to the State, or offer an agreement amendment to Grantee to reflect the reduced amount.

3. Prompt Payment Clause

Payment will be made in accordance with, and within the time specified in, Government Code Chapter 4.5, commencing with Section 927.

Exhibit B
Budget Detail and Payment Provisions

4. Amounts Payable

A. The amounts payable under this Grant shall not exceed:

- 1) \$1,999,681 for the budget period of 10/1/16 through 9/30/17.
- 2) \$1,999,681 for the budget period of 10/1/17 through 9/30/18.
- 3) \$1,999,681 for the budget period of 10/1/18 through 9/30/19.

B. Payment allocations shall be made for allowable expenses up to the amount annually encumbered commensurate with the state fiscal year in which services are fulfilled and/or goods are received.

5. Timely Submission of Final Invoice

A. A final undisputed invoice shall be submitted for payment no more than sixty (60) calendar days following the expiration or termination date of this Grant, unless a later or alternate deadline is agreed to in writing by the program grant manager. Said invoice should be clearly marked "Final Invoice", indicating that all payment obligations of the State under this Grant have ceased and that no further payments are due or outstanding.

B. The State may, at its discretion, choose not to honor any delinquent final invoice if the Grantee fails to obtain prior written State approval of an alternate final invoice submission deadline.

6. Travel and Per Diem Reimbursement

Any reimbursement for necessary travel and per diem shall be at the rates currently in effect as established by the California Department of Human Resources (CalHR).

EXHIBIT C

STANDARD GRANT CONDITIONS

1. **APPROVAL:** This Grant is of no force or effect until signed by both parties and approved by the Department of General Services, if required. The Grantee may not commence performance until such approval has been obtained
2. **AMENDMENT:** No amendment or variation of the terms of this Grant shall be valid unless made in writing, signed by the parties, and approved as required. No oral understanding or Agreement not incorporated in the Grant is binding on any of the parties. In no case shall the Department materially alter the scope of the Project set forth in Exhibit A.
3. **ASSIGNMENT:** This Grant is not assignable by the Grantee, either in whole or in part, without the written consent of the Grant Manager in the form of a written amendment to the Grant.
4. **AUDIT:** Grantee agrees that the Department, the Bureau of State Audits, or their designated representative shall have the right to review and to copy any records and supporting documentation pertaining to this Grant. Grantee agrees to maintain such records for a possible audit for a minimum of three (3) years after final payment or completion of the project funded with this Grant, unless a longer period of records retention is stipulated. Grantee agrees to allow the auditor(s) access to such records during normal business hours and to allow interviews of any employees who might reasonably have information related to such records. Further, Grantee agrees to include a similar right of the State to audit records and interview staff in any subcontract related to the project.
5. **CONFLICT OF INTEREST:** Grantee certifies that it is in compliance with all applicable state and/or federal conflict of interest laws.
6. **INDEMNIFICATION:** Grantee agrees to indemnify, defend and save harmless the State, its officers, agents and employees from any and all claims and losses accruing or resulting to any and all contractors, subcontractors, suppliers, laborers, and any other person, firm or corporation furnishing or supplying work services, materials, or supplies in connection with the project, and from any and all claims and losses accruing or resulting to any person, firm or corporation who may be injured or damaged by Grantee in the performance of any activities related to the Project.

7. FISCAL MANAGEMENT SYSTEMS AND ACCOUNTING STANDARDS:

Grantee agrees that, at a minimum, its fiscal control and accounting procedures will be sufficient to permit tracing of all grant funds to a level of expenditure adequate to establish that such funds have not been used in violation of any applicable state or federal law, or the provisions of this Grant. Grantee further agrees that it will maintain separate Project accounts in accordance with generally accepted accounting principles.

8. GOVERNING LAW: This Grant is governed by and shall be interpreted in accordance with the laws of the State of California.

9. INCOME RESTRICTIONS: Grantee agrees that any refunds, rebates, credits, or other amounts (including any interest thereon) accruing to or received by the Grantee under this Grant shall be paid by the Grantee to the Department, to the extent that they are properly allocable to costs for which the Grantee has been reimbursed by the Department under this Grant.

10. INDEPENDENT GRANTEE: Grantee, and its agents and employees of Grantee, in the performance of the Project, shall act in an independent capacity and not as officers, employees or agents of the Department.

11. MEDIA EVENTS: Grantee shall notify the Department's Grant Manager in writing at least twenty (20) working days before any public or media event publicizing the accomplishments and/or results of the Project and provide the opportunity for attendance and participation by Department's representatives.

12. NO THIRD-PARTY RIGHTS: The Department and Grantee do not intend to create any rights or remedies for any third- party as a beneficiary of this Grant or the project.

13. NOTICE: Grantee shall promptly notify the Department's Grant Manager in writing of any events, developments or changes that could affect the completion of the project or the budget approved for this Grant.

14. PROFESSIONALS: Grantee agrees that only licensed professionals will be used to perform services under this Grant where such services are called for.

15. RECORDS: Grantee certifies that it will maintain Project accounts in accordance with generally accepted accounting principles. Grantee further certifies that it will comply with the following conditions for a grant award as set forth in the Request for Applications (Exhibit D) and the Grant Application (Exhibit A).

- Establish an official file for the Project which shall adequately document all significant actions relative to the Project;
- Establish separate accounts which will adequately and accurately depict all amounts received and expended on this Project, including all grant funds received under this Grant;
- Establish separate accounts which will adequately depict all income received which is attributable to the Project, especially including any income attributable to grant funds disbursed under this Grant;
- Establish an accounting system which will adequately depict final total costs of the Project, including both direct and indirect costs; and,
- Establish such accounts and maintain such records as may be necessary for the state to fulfill federal reporting requirements, including any and all reporting requirements under federal tax statutes or regulations.

16. RELATED LITIGATION: Under no circumstances may Grantee use funds from any disbursement under this Grant to pay for costs associated with any litigation between the Grantee and the Department.

17. RIGHTS IN DATA: Grantee and the Department agree that all data, plans, drawings, specifications, reports, computer programs, operating manuals, notes, and other written or graphic work submitted under Exhibit A in the performance of the Project funded by this Grant shall be in the public domain. Grantee may disclose, disseminate and use in whole or in part, any final form data and information received, collected, and developed under this Project, subject to appropriate acknowledgment of credit to the Department for financial support. Grantee shall not utilize the materials submitted to the Department (except data) for any profit making venture or sell or grant rights to a third-party who intends to do so. The Department has the right to use submitted data for all governmental purposes.

18. VENUE: The Department and Grantee agree that any action arising out of this Grant shall be filed and maintained in the Superior Court, County of Sacramento, California. Grantee waives any existing sovereign immunity for the purposes of this Grant, if applicable.

GTC 610

GENERAL TERMS AND CONDITIONS

1. APPROVAL: This Agreement is of no force or effect until signed by both parties and approved by the Department of General Services, if required. Contractor may not commence performance until such approval has been obtained.
2. AMENDMENT: No amendment or variation of the terms of this Agreement shall be valid unless made in writing, signed by the parties and approved as required. No oral understanding or Agreement not incorporated in the Agreement is binding on any of the parties.
3. ASSIGNMENT: This Agreement is not assignable by the Contractor, either in whole or in part, without the consent of the State in the form of a formal written amendment.
4. AUDIT: Contractor agrees that the awarding department, the Department of General Services, the Bureau of State Audits, or their designated representative shall have the right to review and to copy any records and supporting documentation pertaining to the performance of this Agreement. Contractor agrees to maintain such records for possible audit for a minimum of three (3) years after final payment, unless a longer period of records retention is stipulated. Contractor agrees to allow the auditor(s) access to such records during normal business hours and to allow interviews of any employees who might reasonably have information related to such records. Further, Contractor agrees to include a similar right of the State to audit records and interview staff in any subcontract related to performance of this Agreement. (Gov. Code §8546.7, Pub. Contract Code §10115 et seq., CCR Title 2, Section 1896).
5. INDEMNIFICATION: Contractor agrees to indemnify, defend and save harmless the State, its officers, agents and employees from any and all claims and losses accruing or resulting to any and all contractors, subcontractors, suppliers, laborers, and any other person, firm or corporation furnishing or supplying work services, materials, or supplies in connection with the performance of this Agreement, and from any and all claims and losses accruing or resulting to any person, firm or corporation who may be injured or damaged by Contractor in the performance of this Agreement.
6. DISPUTES: Contractor shall continue with the responsibilities under this Agreement during any dispute.
7. TERMINATION FOR CAUSE: The State may terminate this Agreement and be relieved of any payments should the Contractor fail to perform the requirements of this Agreement at the time and in the manner herein provided. In the event of such termination the State may proceed with the work in any manner deemed proper by the State. All costs to the State shall be deducted from any sum due the Contractor under this Agreement and the balance, if any, shall be paid to the Contractor upon demand.

8. INDEPENDENT CONTRACTOR: Contractor, and the agents and employees of Contractor, in the performance of this Agreement, shall act in an independent capacity and not as officers or employees or agents of the State.

9. RECYCLING CERTIFICATION: The Contractor shall certify in writing under penalty of perjury, the minimum, if not exact, percentage of post consumer material as defined in the Public Contract Code Section 12200, in products, materials, goods, or supplies offered or sold to the State regardless of whether the product meets the requirements of Public Contract Code Section 12209. With respect to printer or duplication cartridges that comply with the requirements of Section 12156(e), the certification required by this subdivision shall specify that the cartridges so comply (Pub. Contract Code §12205).

10. NON-DISCRIMINATION CLAUSE: During the performance of this Agreement, Contractor and its subcontractors shall not unlawfully discriminate, harass, or allow harassment against any employee or applicant for employment because of sex, race, color, ancestry, religious creed, national origin, physical disability (including HIV and AIDS), mental disability, medical condition (e.g., cancer), age (over 40), marital status, and denial of family care leave. Contractor and subcontractors shall insure that the evaluation and treatment of their employees and applicants for employment are free from such discrimination and harassment. Contractor and subcontractors shall comply with the provisions of the Fair Employment and Housing Act (Gov. Code §12990 (a-f) et seq.) and the applicable regulations promulgated thereunder (California Code of Regulations, Title 2, Section 7285 et seq.). The applicable regulations of the Fair Employment and Housing Commission implementing Government Code Section 12990 (a-f), set forth in Chapter 5 of Division 4 of Title 2 of the California Code of Regulations, are incorporated into this Agreement by reference and made a part hereof as if set forth in full. Contractor and its subcontractors shall give written notice of their obligations under this clause to labor organizations with which they have a collective bargaining or other Agreement.

Contractor shall include the nondiscrimination and compliance provisions of this clause in all subcontracts to perform work under the Agreement.

11. CERTIFICATION CLAUSES: The CONTRACTOR CERTIFICATION CLAUSES contained in the document CCC 307 are hereby incorporated by reference and made a part of this Agreement by this reference as if attached hereto.

12. TIMELINESS: Time is of the essence in this Agreement.

13. COMPENSATION: The consideration to be paid Contractor, as provided herein, shall be in compensation for all of Contractor's expenses incurred in the performance hereof, including travel, per diem, and taxes, unless otherwise expressly so provided.

14. GOVERNING LAW: This contract is governed by and shall be interpreted in accordance with the laws of the State of California.

15. ANTITRUST CLAIMS: The Contractor by signing this agreement hereby certifies that if these services or goods are obtained by means of a competitive bid, the Contractor shall comply with the requirements of the Government Codes Sections set out below.

a. The Government Code Chapter on Antitrust claims contains the following definitions:

1) "Public purchase" means a purchase by means of competitive bids of goods, services, or materials by the State or any of its political subdivisions or public agencies on whose behalf the Attorney General may bring an action pursuant to subdivision (c) of Section 16750 of the Business and Professions Code.

2) "Public purchasing body" means the State or the subdivision or agency making a public purchase. Government Code Section 4550.

b. In submitting a bid to a public purchasing body, the bidder offers and agrees that if the bid is accepted, it will assign to the purchasing body all rights, title, and interest in and to all causes of action it may have under Section 4 of the Clayton Act (15 U.S.C. Sec. 15) or under the Cartwright Act (Chapter 2 (commencing with Section 16700) of Part 2 of Division 7 of the Business and Professions Code), arising from purchases of goods, materials, or services by the bidder for sale to the purchasing body pursuant to the bid. Such assignment shall be made and become effective at the time the purchasing body tenders final payment to the bidder. Government Code Section 4552.

c. If an awarding body or public purchasing body receives, either through judgment or settlement, a monetary recovery for a cause of action assigned under this chapter, the assignor shall be entitled to receive reimbursement for actual legal costs incurred and may, upon demand, recover from the public body any portion of the recovery, including treble damages, attributable to overcharges that were paid by the assignor but were not paid by the public body as part of the bid price, less the expenses incurred in obtaining that portion of the recovery. Government Code Section 4553.

d. Upon demand in writing by the assignor, the assignee shall, within one year from such demand, reassign the cause of action assigned under this part if the assignor has been or may have been injured by the violation of law for which the cause of action arose and (a) the assignee has not been injured thereby, or (b) the assignee declines to file a court action for the cause of action. See Government Code Section 4554.

16. CHILD SUPPORT COMPLIANCE ACT: For any Agreement in excess of \$100,000, the contractor acknowledges in accordance with Public Contract Code 7110, that:

a. The contractor recognizes the importance of child and family support obligations and shall fully comply with all applicable state and federal laws relating to child and family support enforcement, including, but not limited to, disclosure of information and compliance with earnings assignment orders, as provided in Chapter 8 (commencing with section 5200) of Part 5 of Division 9 of the Family Code; and

b. The contractor, to the best of its knowledge is fully complying with the earnings assignment orders of all employees and is providing the names of all new employees to the New Hire Registry maintained by the California Employment Development Department.

17. UNENFORCEABLE PROVISION: In the event that any provision of this Agreement is unenforceable or held to be unenforceable, then the parties agree that all other provisions of this Agreement have force and effect and shall not be affected thereby.

18. PRIORITY HIRING CONSIDERATIONS: If this Contract includes services in excess of \$200,000, the Contractor shall give priority consideration in filling vacancies in positions funded by the Contract to qualified recipients of aid under Welfare and Institutions Code Section 11200 in accordance with Pub. Contract Code §10353.

19. SMALL BUSINESS PARTICIPATION AND DVBE PARTICIPATION REPORTING REQUIREMENTS:

a. If for this Contract Contractor made a commitment to achieve small business participation, then Contractor must within 60 days of receiving final payment under this Contract (or within such other time period as may be specified elsewhere in this Contract) report to the awarding department the actual percentage of small business participation that was achieved. (Govt. Code § 14841.)

b. If for this Contract Contractor made a commitment to achieve disabled veteran business enterprise (DVBE) participation, then Contractor must within 60 days of receiving final payment under this Contract (or within such other time period as may be specified elsewhere in this Contract) certify in a report to the awarding department: (1) the total amount the prime Contractor received under the Contract; (2) the name and address of the DVBE(s) that participated in the performance of the Contract; (3) the amount each DVBE received from the prime Contractor; (4) that all payments under the Contract have been made to the DVBE; and (5) the actual percentage of DVBE participation that was achieved. A person or entity that knowingly provides false information shall be subject to a civil penalty for each violation. (Mil. & Vets. Code § 999.5(d); Govt. Code § 14841.)

20. LOSS LEADER:

If this contract involves the furnishing of equipment, materials, or supplies then the following statement is incorporated: It is unlawful for any person engaged in business within this state to sell or use any article or product as a "loss leader" as defined in Section 17030 of the Business and Professions Code. (PCC 10344(e).)

Exhibit E

Additional Provisions

1. Additional Incorporated Documents

- A. The following documents and any subsequent updates are not attached, but are incorporated herein and made a part hereof by this reference. These documents may be updated periodically by CDPH, as required by program directives. CDPH shall provide the Grantee with copies of said documents and any periodic updates thereto, under separate cover. CDPH will maintain on file, all documents referenced herein and any subsequent updates.

1. *Fiscal and Administrative Guidelines Manual*
<http://www.cdph.ca.gov/programs/NEOPB/Pages/FiscalandAdministrativeGuidelinesManual.aspx>
2. *Program Guidelines Manual*
<http://www.cdph.ca.gov/programs/NEOPB/Pages/NEOPBProgramGuidelinesManual.aspx>
3. *Nutrition Education and Obesity Prevention Branch Program Letters*
<http://www.cdph.ca.gov/programs/NEOPB/Pages/ProgramLetters.aspx>

2. Cancellation / Termination

- A. This Grant may be cancelled by CDPH without cause upon thirty (30) calendar days advance written notice to the Grantee.
- B. CDPH reserves the right to cancel or terminate this Grant immediately for cause. The Grantee may submit a written request to terminate this Grant only if CDPH substantially fails to perform its responsibilities as provided herein.
- C. The term “for cause” shall mean that the Grantee fails to meet the terms, conditions, and/or responsibilities of this agreement. Causes for termination include, but are not limited to the following occurrences:
- 1) If the Grantee knowingly furnishes any statement, representation, warranty, or certification in connection with the agreement, which representation is materially false, deceptive, incorrect, or incomplete.
 - 2) If the Grantee fails to perform any material requirement of this Grant or defaults in performance of this agreement.
 - 3) If the Grantee files for bankruptcy, or if CDPH determines that the Grantee becomes financially incapable of completing this agreement.
- D. Grant termination or cancellation shall be effective as of the date indicated in CDPH's notification to the Grantee. The notice shall stipulate any final performance, invoicing or payment requirements.
- E. In the event of early termination or cancellation, the Grantee shall be entitled to compensation for services performed satisfactorily under this agreement and expenses

Exhibit E

Additional Provisions

incurred up to the date of cancellation and any non-cancelable obligations incurred in support of this Grant.

- F. In the event of termination, and at the request of CDPH, the Grantee shall furnish copies of all proposals, specifications, designs, procedures, layouts, copy, and other materials related to the services or deliverables provided under this Grant, whether finished or in progress on the termination date.
- G. The Grantee will not be entitled to reimbursement for any expenses incurred for services and deliverables pursuant to this agreement after the effective date of termination.
- H. Upon receipt of notification of termination of this Grant, and except as otherwise specified by CDPH, the Grantee shall:
 - 1) Place no further order or subgrants for materials, services, or facilities.
 - 2) Settle all outstanding liabilities and all claims arising out of such termination of orders and subgrants.
 - 3) Upon the effective date of termination of the Grant and the payment by CDPH of all items properly changeable to CDPH hereunder, Grantee shall transfer, assign and make available to CDPH all property and materials belonging to CDPH, all rights and claims to any and all reservations, grants, and arrangements with owners of media/PR materials, or others, and shall make available to CDPH all written information regarding CDPH's media/PR materials, and no extra compensation is to be paid to Grantee for its services.
 - 4) Take such action as may be necessary, or as CDPH may specify, to protect and preserve any property related to this agreement which is in the possession of the Grantee and in which CDPH has or may acquire an interest.
- I. CDPH may, at its discretion, require the Grantee to cease performance of certain components of the Scope of Work as designated by CDPH and complete performance of other components prior to the termination date of the Grant.

3. Avoidance of Conflicts of Interest by Grantee

- A. CDPH intends to avoid any real or apparent conflict of interest on the part of the Grantee, subgrants, or employees, officers and directors of the Grantee or subgrants. Thus, CDPH reserves the right to determine, at its sole discretion, whether any information, assertion or claim received from any source indicates the existence of a real or apparent conflict of interest; and, if a conflict is found to exist, to require the Grantee to submit additional information or a plan for resolving the conflict, subject to CDPH review and prior approval.
- B. Conflicts of interest include, but are not limited to:
 - 1) An instance where the Grantee or any of its subgrants, or any employee, officer, or director of the Grantee or any subgrant or has an interest, financial or otherwise,

Exhibit E

Additional Provisions

- whereby the use or disclosure of information obtained while performing services under the grant would allow for private or personal benefit or for any purpose that is contrary to the goals and objectives of the grant.
- 2) An instance where the Grantee's or any subgrant's employees, officers, or directors use their positions for purposes that are, or give the appearance of being, motivated by a desire for private gain for themselves or others, such as those with whom they have family, business or other ties.
- C. If CDPH is or becomes aware of a known or suspected conflict of interest, the Grantee will be given an opportunity to submit additional information or to resolve the conflict. A Grantee with a suspected conflict of interest will have five (5) working days from the date of notification of the conflict by CDPH to provide complete information regarding the suspected conflict. If a conflict of interest is determined to exist by CDPH and cannot be resolved to the satisfaction of CDPH, the conflict will be grounds for terminating the grant. CDPH may, at its discretion upon receipt of a written request from the Grantee, authorize an extension of the timeline indicated herein.

Exhibit F
Federal Terms and Conditions

(For Federally Funded Grant Agreements)

The use of headings or titles throughout this exhibit is for convenience only and shall not be used to interpret or to govern the meaning of any specific term or condition.

The terms "Grantee" and "SubGrantee" shall also mean, "agreement", "grant", "grant agreement", "Grantee" and "Subgrantee" respectively.

The terms "California Department of Public Health" and "CDPH" shall have the same meaning and refer to the California State agency that is a party to this Agreement.

This exhibit contains provisions that require strict adherence to various contracting laws and policies.

Index of Special Terms and Conditions

1. Federal Funds
2. Federal Equal Employment Opportunity Requirements
3. Debarment and Suspension Certification
4. Covenant Against Contingent Fees
5. Air or Water Pollution Requirements
6. Lobbying Restrictions and Disclosure Certification
7. Additional Restrictions
8. Human Subjects Use Requirements
9. Financial and Compliance Audit Requirements
10. Audit and Record Retention
11. Federal Requirements

1. Federal Funds

(Applicable only to that portion of an agreement funded in part or whole with federal funds.)

- a. It is mutually understood between the parties that this Grant may have been written before ascertaining the availability of congressional appropriation of funds, for the mutual benefit of both parties, in order to avoid program and fiscal delays which would occur if the Grant were executed after that determination was made.
- b. This Grant is valid and enforceable only if sufficient funds are made available to the State by the United States Government for the fiscal years covered by the term of this Grant. In addition, this Grant is subject to any additional restrictions, limitations, or conditions enacted by the Congress or any statute enacted by the Congress which may affect the provisions, terms or funding of this Grant in any manner.
- c. It is mutually agreed that if the Congress does not appropriate sufficient funds for the program, this Grant shall be amended to reflect any reduction in funds.
- d. CDPH has the option to invalidate or cancel the Grant with 30-days advance written notice or to amend the Grant to reflect any reduction in funds.

2. Federal Equal Opportunity Requirements

(Applicable to all federally funded grants entered into by the California Department of Public Health (CDPH) formerly known as California Department of Health Services (CDHS).)

- a. The Grantee will not discriminate against any employee or applicant for employment because of race, color, religion, sex, national origin, physical or mental handicap, disability, age or status as a disabled veteran or veteran of the Vietnam era. The Grantee will take affirmative action to ensure that qualified applicants are employed, and that employees are treated during employment, without regard to their race, color, religion, sex, national origin, physical or mental handicap, disability, age or status as a disabled veteran or veteran of the Vietnam era. Such action shall include, but not be limited to the following: employment, upgrading, demotion or transfer; recruitment or recruitment advertising; layoff or termination; rates of pay or other forms of compensation; and career development opportunities and selection for training, including apprenticeship. The Grantee agrees to post in conspicuous places, available to employees and applicants for employment, notices to be provided by the Federal Government or CDPH, setting forth the provisions of the Equal Opportunity clause, Section 503 of the Rehabilitation Act of 1973 and the affirmative action clause required by the Vietnam Era Veterans' Readjustment Assistance Act of 1974 (38 U.S.C. 4212). Such notices shall state the Grantee's obligation under the law to take affirmative action to employ and advance in employment qualified applicants without discrimination based on their race, color, religion, sex, national origin physical or mental handicap, disability, age or status as a disabled veteran or veteran of the Vietnam era and the rights of applicants and employees.
- b. The Grantee will, in all solicitations or advancements for employees placed by or on behalf of the Grantee, state that all qualified applicants will receive consideration for employment without regard to race, color, religion, sex, national origin physical or mental handicap, disability, age or status as a disabled veteran or veteran of the Vietnam era.
- c. The Grantee will send to each labor union or representative of workers with which it has a collective bargaining agreement or other contract or understanding a notice, to be provided by the Federal Government or the State, advising the labor union or workers' representative of the Grantee's commitments under the provisions herein and shall post copies of the notice in conspicuous places available to employees and applicants for employment.
- d. The Grantee will comply with all provisions of and furnish all information and reports required by Section 503 of the Rehabilitation Act of 1973, as amended, the Vietnam Era Veterans' Readjustment Assistance Act of 1974 (38 U.S.C. 4212) and of the Federal Executive Order No. 11246 as amended, including by Executive Order 11375, 'Amending Executive Order 11246 Relating to Equal Employment Opportunity,' and as supplemented by regulation at 41 CFR part 60, "Office of the Federal Contract Compliance

Programs, Equal Employment Opportunity, Department of Labor,” and of the rules, regulations, and relevant orders of the Secretary of Labor.

- e. The Grantee will furnish all information and reports required by Federal Executive Order No. 11246 as amended, including by Executive Order 11375, ‘Amending Executive Order 11246 Relating to Equal Employment Opportunity,’ and as supplemented by regulation at 41 CFR part 60, “Office of the Federal Contract Compliance Programs, Equal Employment Opportunity, Department of Labor,” and the Rehabilitation Act of 1973, and by the rules, regulations, and orders of the Secretary of Labor, or pursuant thereto, and will permit access to its books, records, and accounts by the State and its designated representatives and the Secretary of Labor for purposes of investigation to ascertain compliance with such rules, regulations, and orders.
- f. In the event of the Grantee's noncompliance with the requirements of the provisions herein or with any federal rules, regulations, or orders which are referenced herein, this Agreement may be cancelled, terminated, or suspended in whole or in part and the Grantee may be declared ineligible for further federal and state contracts in accordance with procedures authorized in Federal Executive Order No. 11246 as amended and such other sanctions may be imposed and remedies invoked as provided in Federal Executive Order No. 11246 as amended, including by Executive Order 11375, ‘Amending Executive Order 11246 Relating to Equal Employment Opportunity,’ and as supplemented by regulation at 41 CFR part 60, “Office of the Federal Contract Compliance Programs, Equal Employment Opportunity, Department of Labor,” or by rule, regulation, or order of the Secretary of Labor, or as otherwise provided by law.
- g. The Grantee will include the provisions of Paragraphs a through g in every subcontract or purchase order unless exempted by rules, regulations, or orders of the Secretary of Labor issued pursuant to Federal Executive Order No. 11246 as amended, including by Executive Order 11375, ‘Amending Executive Order 11246 Relating to Equal Employment Opportunity,’ and as supplemented by regulation at 41 CFR part 60, “Office of the Federal Contract Compliance Programs, Equal Employment Opportunity, Department of Labor,” or Section 503 of the Rehabilitation Act of 1973 or (38 U.S.C. 4212) of the Vietnam Era Veteran's Readjustment Assistance Act, so that such provisions will be binding upon each subGrantee or vendor. The Grantee will take such action with respect to any subcontract or purchase order as the Director of the Office of Federal Contract Compliance Programs or CDPH may direct as a means of enforcing such provisions including sanctions for noncompliance provided, however, that in the event the Grantee becomes involved in, or is threatened with litigation by a subGrantee or vendor as a result of such direction by CDPH, the Grantee may request in writing to CDPH, who, in turn, may request the United States to enter into such litigation to protect the interests of the State and of the United States.

3. Debarment and Suspension Certification

- a. By signing this Grant, the Grantee/Grantee agrees to comply with applicable federal suspension and debarment regulations including, but not limited to 7 CFR Part 3017, 45 CFR 76, 40 CFR 32 or 34 CFR 85.
- b. By signing this Grant, the Grantee certifies to the best of its knowledge and belief, that it and its principals:
 - (1) Are not presently debarred, suspended, proposed for debarment, declared ineligible, or voluntarily excluded by any federal department or agency;
 - (2) Have not within a three-year period preceding this application/proposal/agreement been convicted of or had a civil judgment rendered against them for commission of fraud or a criminal offense in connection with obtaining, attempting to obtain, or performing a public (Federal, State or local) transaction or contract under a public transaction; violation of Federal or State antitrust statutes or commission of embezzlement, theft, forgery, bribery, falsification or destruction of records, making false statements, or receiving stolen property;
 - (3) Are not presently indicted for or otherwise criminally or civilly charged by a governmental entity (Federal, State or local) with commission of any of the offenses enumerated in Paragraph b(2) herein; and

- (4) Have not within a three-year period preceding this application/proposal/agreement had one or more public transactions (Federal, State or local) terminated for cause or default.
 - (5) Shall not knowingly enter into any lower tier covered transaction with a person who is proposed for debarment under federal regulations (i.e., 48 CFR part 9, subpart 9.4), debarred, suspended, declared ineligible, or voluntarily excluded from participation in such transaction, unless authorized by the State.
 - (6) Will include a clause entitled, "Debarment and Suspension Certification" that essentially sets forth the provisions herein, in all lower tier covered transactions and in all solicitations for lower tier covered transactions.
- c. If the Grantee is unable to certify to any of the statements in this certification, the Grantee shall submit an explanation to the CDPH Program Contract Manager.
 - d. The terms and definitions herein have the meanings set out in the Definitions and Coverage sections of the rules implementing Federal Executive Order 12549.
 - e. If the Grantee knowingly violates this certification, in addition to other remedies available to the Federal Government, the CDPH may terminate this Agreement for cause or default.

4. Covenant Against Contingent Fees

The Grantee warrants that no person or selling agency has been employed or retained to solicit/secure this Grant upon an agreement of understanding for a commission, percentage, brokerage, or contingent fee, except *bona fide* employees or *bona fide* established commercial or selling agencies retained by the Grantee for the purpose of securing business. For breach or violation of this warranty, CDPH shall have the right to annul this Grant without liability or in its discretion to deduct from the Grant price or consideration, or otherwise recover, the full amount of such commission, percentage, and brokerage or contingent fee.

5. Air or Water Pollution Requirements

Any federally funded grant and/or subgrants in excess of \$100,000 must comply with the following provisions unless said grant is exempt under 40 CFR 15.5.

- a. Government Grantees agree to comply with all applicable standards, orders, or requirements issued under section 306 of the Clean Air Act [42 U.S.C. 1857(h)], section 508 of the Clean Water Act (33 U.S.C. 1368), Executive Order 11738, and Environmental Protection Agency regulations (40 CFR part 15).
- b. Institutions of higher education, hospitals, nonprofit organizations and commercial businesses agree to comply with all applicable standards, orders, or requirements issued under the Clean Air Act (42 U.S.C. 7401 et seq.), as amended, and the Federal Water Pollution Control Act (33 U.S.C. 1251 et seq.), as amended.

6. Lobbying Restrictions and Disclosure Certification

(Applicable to federally funded grants in excess of \$100,000 per Section 1352 of the 31, U.S.C.)

a. Certification and Disclosure Requirements

- (1) Each person (or recipient) who requests or receives a grant, subgrant, which is subject to Section 1352 of the 31, U.S.C., and which exceeds \$100,000 at any tier, shall file a certification (in the form set forth in Attachment 1, consisting of one page, entitled "Certification Regarding Lobbying") that the recipient has not made, and will not make, any payment prohibited by Paragraph b of this provision.
- (2) Each recipient shall file a disclosure (in the form set forth in Attachment 2, entitled "Standard Form-LLL 'disclosure of Lobbying Activities'") if such recipient has made or has agreed to make any payment using nonappropriated funds (to include profits from any covered federal action) in connection with a grant or any extension or amendment of that grant, which would be prohibited under Paragraph b of this provision if paid for with appropriated funds.

- (3) Each recipient shall file a disclosure form at the end of each calendar quarter in which there occurs any event that requires disclosure or that materially affect the accuracy of the information contained in any disclosure form previously filed by such person under Paragraph a(2) herein. An event that materially affects the accuracy of the information reported includes:
- (a) A cumulative increase of \$25,000 or more in the amount paid or expected to be paid for influencing or attempting to influence a covered federal action;
 - (b) A change in the person(s) or individuals(s) influencing or attempting to influence a covered federal action; or
 - (c) A change in the officer(s), employee(s), or member(s) contacted for the purpose of influencing or attempting to influence a covered federal action.
- (4) Each person (or recipient) who requests or receives from a person referred to in Paragraph a(1) of this provision a grant or subgrant exceeding \$100,000 at any tier under a grant shall file a certification, and a disclosure form, if required, to the next tier above.
- (5) All disclosure forms (but not certifications) shall be forwarded from tier to tier until received by the person referred to in Paragraph a(1) of this provision. That person shall forward all disclosure forms to CDPH Program Contract Manager.

b. Prohibition

Section 1352 of Title 31, U.S.C., provides in part that no appropriated funds may be expended by the recipient of a federal contract or agreement, grant, loan, or cooperative agreement to pay any person for influencing or attempting to influence an officer or employee of any agency, a Member of Congress, an officer or employee of Congress, or an employee of a Member of Congress in connection with any of the following covered federal actions: the awarding of any federal contract or agreement, the making of any federal grant, the making of any federal loan, entering into of any cooperative agreement, and the extension, continuation, renewal, amendment, or modification of any federal contract or agreement, grant, loan, or cooperative agreement.

7. Additional Restrictions

Grantee shall comply with the restrictions under Division F, Title V, Section 503 of the Consolidated Appropriations Act, 2012 (H.R. 2055), which provides that:

“SEC. 503.(a) No part of any appropriation contained in this Act or transferred pursuant to section 4002 of Public Law 111–148 shall be used, other than for normal and recognized executive-legislative relationships, for publicity or propaganda purposes, for the preparation, distribution, or use of any kit, pamphlet, booklet, publication, electronic communication, radio, television, or video presentation designed to support or defeat the enactment of legislation before the Congress or any State or local legislature or legislative body, except in presentation to the Congress or any State or local legislature itself, or designed to support or defeat any proposed or pending regulation, administrative action, or order issued by the executive branch of any State or local government, except in presentation to the executive branch of any State or local government itself.

(b) No part of any appropriation contained in this Act or transferred pursuant to section 4002 of Public Law 111–148 shall be used to pay the salary or expenses of any grant or contract recipient, or agent acting for such recipient, related to any activity designed to influence the enactment of legislation, appropriations, regulation, administrative action, or Executive order proposed or pending before the Congress or any State government, State legislature or local legislature or legislative body, other than for normal and recognized executive-legislative relationships or participation by an agency or officer of a State, local or tribal government in policymaking and administrative processes within the executive branch of that government.

(c) The prohibitions in subsections (a) and (b) shall include any activity to advocate or promote any

proposed, pending or future Federal, State or local tax increase, or any proposed, pending, or future requirement or restriction on any legal consumer product, including its sale or marketing, including but not limited to the advocacy or promotion of gun control.”

8. Human Subjects Use Requirements

(Applicable only to federally funded agreements in which performance, directly or through a subcontract/subaward, includes any tests or examination of materials derived from the human body.)

By signing this Agreement, Contractor agrees that if any performance under this Agreement or any subcontract or subagreement includes any tests or examination of materials derived from the human body for the purpose of providing information, diagnosis, prevention, treatment or assessment of disease, impairment, or health of a human being, all locations at which such examinations are performed shall meet the requirements of 42 U.S.C. Section 263a (CLIA) and the regulations thereunder.

9. Financial and Compliance Audit Requirements

By signing this Agreement, the Contractor/Subcontractor agrees to abide by all requirements specified in 2 CFR 200 *et seq.*, 2 CFR *et seq.*, as applicable, including but not limited to obtaining an annual audit, and any subsequent federal regulatory additions or revisions.

- a. The definitions used in this provision are contained in Section 38040 of the Health and Safety Code, which by this reference is made a part hereof.
- b. Direct service contract means a contract or agreement for services contained in local assistance or subvention programs or both (see Health and Safety [H&S] Code section 38020). Direct service contracts shall not include contracts, agreements, grants, or subventions to other governmental agencies or units of government nor contracts or agreements with regional centers or area agencies on aging (H&S Code section 38030).
- c. The Contractor, as indicated below, agrees to obtain one of the following audits:
 - (1) If the Contractor is a nonprofit organization (as defined in H&S Code section 38040) and receives \$25,000 or more from any State agency under a direct service contract or agreement; the Contractor agrees to obtain an annual single, organization wide, financial and compliance audit. Said audit shall be conducted according to Generally Accepted Auditing Standards. This audit does not fulfill the audit requirements of Paragraph c(3) below. The audit shall be completed by the 15th day of the fifth month following the end of the Contractor's fiscal year, **and/or**
 - (2) If the Contractor is a nonprofit organization (as defined in H&S Code section 38040) and receives less than \$25,000 per year from any State agency under a direct service contract or agreement; the Contractor agrees to obtain a biennial single, organization wide financial and compliance audit, unless there is evidence of fraud or other violation of state law in connection with this Agreement. This audit does not fulfill the audit requirements of Paragraph c(3) below. The audit shall be completed by the 15th day of the fifth month following the end of the Contractor's fiscal year, **and/or**
 - (3) If the Contractor is a State or Local Government entity or Nonprofit organization (as defined in 2CFR Part 200) and expends \$750,000 or more in Federal awards; the Contractor agrees to obtain an annual single, organization wide, financial and compliance audit according to the requirements specified in 2CFR Part 200. An audit conducted pursuant to this provision will fulfill the audit requirements outlined in Paragraphs c(1) and c(2) above. The audit shall be completed by the end of the ninth month following the end of the audit period. The requirements of this provision apply if:
 - (a) The Contractor is a recipient expending Federal awards received directly from Federal awarding agencies, or
 - (b) The Contractor is a subrecipient expending Federal awards received from a pass-through entity such as the State, County or community based organization.

- (4) If the Contractor submits to CDPH a report of an audit other than a single audit, the Contractor must also submit a certification indicating the Contractor has not expended \$750,000 or more in federal funds for the year covered by the audit report.
- d. Two copies of the audit report shall be delivered to the CDPH program funding this Agreement. The audit report must identify the Contractor's legal name and the number assigned to this Agreement. The audit report shall be due within 30 days after the completion of the audit. Upon receipt of said audit report, the CDPH Program Contract Manager shall forward the audit report to CDPH's Audits and Investigations Unit if the audit report was submitted under Section 16.c(3), unless the audit report is from a City, County, or Special District within the State of California whereby the report will be retained by the funding program.
 - e. The cost of the audits described herein may be included in the funding for this Agreement up to the proportionate amount this Agreement represents of the Contractor's total revenue. The CDPH program funding this Agreement must provide advance written approval of the specific amount allowed for said audit expenses.
 - f. The State or its authorized designee, including the Bureau of State Audits, is responsible for conducting agreement performance audits which are not financial and compliance audits. Performance audits are defined by Generally Accepted Government Auditing Standards.
 - g. Nothing in this Agreement limits the State's responsibility or authority to enforce State law or regulations, procedures, or reporting requirements arising thereto.
 - h. Nothing in this provision limits the authority of the State to make audits of this Agreement, provided however, that if independent audits arranged for by the Contractor meet Generally Accepted Governmental Auditing Standards, the State shall rely on those audits and any additional audit work and shall build upon the work already done.
 - i. The State may, at its option, direct its own auditors to perform either of the audits described above. The Contractor will be given advance written notification, if the State chooses to exercise its option to perform said audits.
 - j. The Contractor shall include a clause in any agreement the Contractor enters into with the audit firm doing the single organization wide audit to provide access by the State or Federal Government to the working papers of the independent auditor who prepares the single organization wide audit for the Contractor.
 - k. Federal or state auditors shall have "expanded scope auditing" authority to conduct specific program audits during the same period in which a single organization wide audit is being performed, but the audit report has not been issued. The federal or state auditors shall review and have access to the current audit work being conducted and will not apply any testing or review procedures which have not been satisfied by previous audit work that has been completed.

The term "expanded scope auditing" is applied and defined in the U.S. General Accounting Office (GAO) issued Standards for *Audit of Government Organizations, Programs, Activities and Functions*, better known as the "yellow book".

10. Audit and Record Retention

(Applicable to agreements in excess of \$10,000.)

- a. The Contractor shall maintain books, records, documents, and other evidence, accounting procedures and practices, sufficient to properly reflect all direct and indirect costs of whatever nature claimed to have been incurred in the performance of this Agreement, including any matching costs and expenses. The foregoing constitutes "records" for the purpose of this provision.
- b. The Contractor's facility or office or such part thereof as may be engaged in the performance of this Agreement and his/her records shall be subject at all reasonable times to inspection, audit, and reproduction.

- c. Contractor agrees that CDPH, the Department of General Services, the Bureau of State Audits, or their designated representatives including the Comptroller General of the United States shall have the right to review and to copy any records and supporting documentation pertaining to the performance of this Agreement. Contractor agrees to allow the auditor(s) access to such records during normal business hours and to allow interviews of any employees who might reasonably have information related to such records. Further, the Contractor agrees to include a similar right of the State to audit records and interview staff in any subcontract related to performance of this Agreement. (GC 8546.7, CCR Title 2, Section 1896).
- d. The Contractor shall preserve and make available his/her records (1) for a period of three years from the date of final payment under this Agreement, and (2) for such longer period, if any, as is required by applicable statute, by any other provision of this Agreement, or by subparagraphs (1) or (2) below.
 - (1) If this Agreement is completely or partially terminated, the records relating to the work terminated shall be preserved and made available for a period of three years from the date of any resulting final settlement.
 - (2) If any litigation, claim, negotiation, audit, or other action involving the records has been started before the expiration of the three-year period, the records shall be retained until completion of the action and resolution of all issues which arise from it, or until the end of the regular three-year period, whichever is later.
- e. The Contractor shall comply with the above requirements and be aware of the penalties for violations of fraud and for obstruction of investigation as set forth in Public Contract Code § 10115.10, if applicable.
- f. The Contractor may, at its discretion, following receipt of final payment under this Agreement, reduce its accounts, books and records related to this Agreement to microfilm, computer disk, CD ROM, or other data storage medium. Upon request by an authorized representative to inspect, audit or obtain copies of said records, the Contractor and/or Subcontractor must supply or make available applicable devices, hardware, and/or software necessary to view, copy and/or print said records. Applicable devices may include, but are not limited to, microfilm readers and microfilm printers, etc.
- g. The Contractor shall, if applicable, comply with the Single Audit Act and the audit reporting requirements set forth in Title 2 of the Code of Federal Regulations, Part 200 (2CFR Part 200).

11. Federal Requirements

Grantor agrees to comply with and shall require all subgrantees, if any, to comply with all applicable Federal requirements including but not limited to the United States Code, the Code of Federal Regulations, the Funding Opportunity Announcement, the Notice of Award, the funding agreement, and any memoranda or letter regarding the applicable Federal requirements.

STATE OF CALIFORNIA
CALIFORNIA DEPARTMENT OF PUBLIC HEALTH
CERTIFICATION REGARDING LOBBYING

The undersigned certifies, to the best of his or her knowledge and belief, that:

(1) No Federal appropriated funds have been paid or will be paid, by or on behalf of the undersigned, to any person for influencing or attempting to influence an officer or employee of an agency, a Member of Congress, an officer or employee of Congress, or an employee of a Member of Congress in connection with the making, awarding or entering into of this Federal contract, Federal grant, or cooperative agreement, and the extension, continuation, renewal, amendment, or modification of this Federal contract, grant, or cooperative agreement.

(2) If any funds other than Federal appropriated funds have been paid or will be paid to any person for influencing or attempting to influence an officer or employee of any agency of the United States Government, a Member of Congress, an officer or employee of Congress, or an employee of a Member of Congress in connection with this Federal contract, grant, or cooperative agreement, the undersigned shall complete and submit Standard Form LLL, "Disclosure of Lobbying Activities" in accordance with its instructions.

(3) The undersigned shall require that the language of this certification be included in the award documents for all subawards at all tiers (including subGrantees, subgrants, and contracts under grants and cooperative agreements) of \$100,000 or more, and that all subrecipients shall certify and disclose accordingly.

This certification is a material representation of fact upon which reliance was placed when this transaction was made or entered into. Submission of this certification is a prerequisite for making or entering into this transaction imposed by Section 1352, Title 31, U.S.C., any person who fails to file the required certification shall be subject to a civil penalty of not less than \$10,000 and not more than \$100,000 for each such failure.

County of Fresno


Name of Grantee

Ernest Buddy Mendes

Printed Name of Person Signing for Grantee

16-10139

Contract / Grant Number



Signature of Person Signing for Grantee

September 27, 2016

Date

Chairman, Board of Supervisors

Title

After execution by or on behalf of Grantee, please return to:

California Department of Public Health
Program
Nutrition Education and Obesity Prevention Branch
P.O. Box 997377, MS 7204
Sacramento, CA 95899-7377
Attention: Kimmy Casjens

ATTEST:

BERNICE E. SEIDEL, Clerk
Board of Supervisors

By 

Deputy

CDPH reserves the right to notify the Grantee in writing of an alternate submission address.

Attachment 2

CERTIFICATION REGARDING LOBBYING

Complete this form to disclose lobbying activities pursuant to 31 U.S.C. 1352
(See reverse for public burden disclosure)

Approved by OMB

0348-0046

1. Type of Federal Action: [] a. contract b. grant c. cooperative agreement d. loan e. loan guarantee f. loan insurance	2. Status of Federal Action: [] a. bid/offer/application b. initial award c. post-award	3. Report Type: [] a. initial filing b. material change For Material Change Only: Year ____ quarter ____ date of last report ____	
4. Name and Address of Reporting Entity: <input type="checkbox"/> Prime <input type="checkbox"/> Subawardee Tier ____, if known: Congressional District, If known:	5. If Reporting Entity in No. 4 is Subawardee, Enter Name and Address of Prime: Congressional District, If known:		
6. Federal Department/Agency	7. Federal Program Name/Description: CDFA Number, if applicable: ____		
8. Federal Action Number, if known:	9. Award Amount, if known: \$		
10.a. Name and Address of Lobbying Registrant <i>(If individual, last name, first name, MI):</i>	b. Individuals Performing Services <i>(including address if different from 10a. (Last name, First name, MI):</i>		
11. Information requested through this form is authorized by title 31 U.S.C. section 1352. This disclosure of lobbying activities is a material representation of fact upon which reliance was placed by the tier above when this transaction was made or entered into. This disclosure is required pursuant to 31 U.S.C. 1352. This information will be available for public inspection. required disclosure shall be subject to a not more than \$100,000 for each such failure.	Signature: _____		
	Print Name: _____		
	Title: _____		
	Telephone No.: _____ Date: _____		
Federal Use Only		Authorized for Local Reproduction Standard Form-LLL (Rev. 7-97)	

INSTRUCTIONS FOR COMPLETION OF SF-LLL, DISCLOSURE OF LOBBYING ACTIVITIES

This disclosure form shall be completed by the reporting entity, whether subawardee or prime Federal recipient, at the initiation or receipt of a covered Federal action, or a material change to a previous filing, pursuant to title 31 U.S.C. section 1352. The filing of a form is required for each payment or agreement to make payment to any lobbying entity for influencing or attempting to influence an officer or employee of any agency, a Member of Congress, an officer or employee of Congress, or an employee of a Member of Congress in connection with a covered Federal action. Complete all items that apply for both the initial filing and material change report. Refer to the implementing guidance published by the Office of Management and Budget for additional information.

1. Identify the type of covered Federal action for which lobbying activity is and/or has been secured to influence the outcome of a covered Federal action.
2. Identify the status of the covered Federal action.
3. Identify the appropriate classification of this report. If this is a follow-up report caused by a material change to the information previously reported, enter the year and quarter in which the change occurred. Enter the date of the last previously submitted report by this reporting entity for this covered Federal action.
4. Enter the full name, address, city, State and zip code of the reporting entity. Include Congressional District, if known. Check the appropriate classification of the reporting entity that designates if it is, or expects to be a prime or subaward recipient. Identify the tier of the subawardee, e.g., the first subawardee of the prime is the 1st tier. Subawards include but are not limited to subcontracts, subgrants and contract awards under grants.
5. If the organization filing the report in item 4 checks "Subawardee," then enter the full name, address, city, State and zip code of the prime Federal recipient. Include Congressional District, if known.
6. Enter the name of the Federal agency making the award or loan commitment. Include at least one organizational level below agency name, if known. For example, Department of Transportation, United States Coast Guard.
7. Enter the Federal program name or description for the covered Federal action (item 1). If known, enter the full Catalog of Federal Domestic Assistance (CFDA) number for grants, cooperative agreements, loans, and loan commitments.
8. Enter the most appropriate Federal identifying number available for the Federal action identified in item 1 (e.g., Request for Proposal (RFP) number; Invitation for Bid (IFB) number; grant announcement number; the contract, grant, or loan award number; the application/proposal control number assigned by the Federal agency). Include prefixes, e.g., "RFP-DE-90-001."
9. For a covered Federal action where there has been an award or loan commitment by the Federal agency, enter the Federal amount of the award/loan commitment for the prime entity identified in item 4 or 5.
10. (a) Enter the full name, address, city, State and zip code of the lobbying registrant under the Lobbying Disclosure Act of 1995 engaged by the reporting entity identified in item 4 to influence the covered Federal action.

(b) Enter the full names of the individual(s) performing services, and include full address if different from 10 (a). Enter Last Name, First Name, and Middle Initial (MI).
11. The certifying official shall sign and date the form, print his/her name, title, and telephone number.


According to the Paperwork Reduction Act, as amended, no persons are required to respond to a collection of information unless it displays a valid OMB Control Number. The valid OMB control number for this information collection is OMB No. 0348-0046. Public reporting burden for this collection of information is estimated to average 10 minutes per response, including time for reviewing instructions, searching existing data sources, gathering and maintaining the data needed, and completing and reviewing the collection of information. Send comments regarding the burden estimate or any other aspect of this collection of information, including suggestions for reducing this burden, to the Office of Management and Budget, Paperwork Reduction Project (0348-0046), Washington, DC 20503.

AGREEMENT BETWEEN THE COUNTY OF FRESNO AND THE STATE OF CALIFORNIA

No.: CA Dept. of Public Health
Nutrition Education and Obesity Prevention
Grant # 16-10139

Term: Oct. 1, 2016 – Sept.30, 2019


APPROVED AS TO LEGAL FORM:
DANIEL C. CEDERBORG,
COUNTY COUNSEL

By _____

APPROVED AS TO ACCOUNTING FORM:
VICKI CROW, C.P.A., AUDITOR-CONTROLLER/
TREASURER -TAX COLLECTOR

By _____

REVIEWED AND RECOMMENDED FOR APPROVAL:

By _____
David Pomaville
Director
Department of Public Health

Fund/Subclass:	0001/10000
Organization #:	56201662
Revenue:	4380

ks