

1 **BEFORE THE BOARD OF SUPERVISORS**
2 **OF THE COUNTY OF FRESNO**
3 **STATE OF CALIFORNIA**
4 **ORDINANCE NUMBER 17-008**
5

6 **AN ORDINANCE AMENDING THE MASTER SCHEDULE OF FEES, CHARGES AND**
7 **RECOVERED COSTS FOR THE COUNTY OF FRESNO, WHICH AMENDS SECTION 4300-**
8 **INFORMATION TECHNOLOGY SERVICES, WHERE SUBSECTIONS 4316 AND 4318 ARE**
9 **DELETED, AND SUBSECTIONS 4301, 4302, 4303, 4304, 4305, 4306, 4307, 4308, 4309, 4310,**
10 **4311, 4312, 4313, 4314, 4315, 4317, 4319, 4320, 4321, 4322, 4323, 4324, 4325, 4326, 4327,**
11 **4328, and 4329 ARE UPDATED.**
12


13 The Board of Supervisors of the County of Fresno ordains as follows:

14 SECTION 1: The Master Schedule of Fees, Charges and Recovered Costs for the
15 County of Fresno, Section 4300 – Information Technology Services, is hereby amended with
16 the various subsections reading as set forth in Exhibit 1, attached hereto and incorporated
17 herein by reference.

18 SECTION 2: This ordinance shall take effect 30 days from the date of final passage.
19
20
21
22
23
24
25
26
27
28

1 PROPOSED ORDINANCE IS TO AMEND THE MASTER SCHEDULE OF FEES, CHARGES
2 AND RECOVERED COSTS BY AMENDING SECTION 4300—INFORMATION TECHNOLOGY
3 SERVICES, (First Hearing June 6, 2017).


4
5
6
7 REVIEWED AND RECOMMENDED FOR APPROVAL:

8 
9

10 Robert W. Bash

11 Director of Internal Services/Chief Information Officer
12
13
14

15 APPROVED AS TO LEGAL FORM:

16
17 
18

19 Daniel C. Cederborg

20 County Counsel
21
22

23 APPROVED AS TO ACCOUNTING FORM:

24
25 
26

27 Oscar J. Garcia, CPA


28 Auditor-Controller/Treasurer-Tax Collector

1 THE FOREGOING was passed and adopted by the following vote of the Board of Supervisors of
2 the County of Fresno this 20th day of June, 2017, to wit:

3
4 AYES: Supervisors Borgeas, Magsig, Mendes, Pacheco, Quintero

5 NOES: None


6 ABSENT: None

7
8 

9 Brian Pacheco, Chairman

10 Board of Supervisors

11
12
13
14 ATTEST:

15 

16 Bernice E. Seidel

17 Clerk to the Board of Supervisors

MASTER SCHEDULE OF FEES, CHARGES, AND RECOVERED COSTS

SECTION 4300 - INFORMATION TECHNOLOGY SERVICES

FEE DESCRIPTION	FEE AMOUNT	FEE SETTING AUTHORITY	YEAR ADOPTED	EFFECTIVE DATE	% OF COST	REFERENCE
4301. Telecommunication SIP Trunking, recovers the cost of using the commercial telephone system except for international calls.	\$6.2800 per telephone per month	Board of Supervisors	2017-18	July 1, 2017	100%	
4302. Telecommunications Network Connection, recovers the costs associated with managing and operating the County telephone system.	\$5.8458 per telephone per month	Board of Supervisors	2017-18	July 1, 2017	100%	
4303. Telecommunications IVR Seat Charges, recovers the costs of maintaining the licenses and equipment for this service.	\$14.3394 per service subscription per month	Board of Supervisors	2017-18	July 1, 2017	100%	
4304. Financial Transaction Rate, recovers the costs associated with operating PeopleSoft Financials.	\$2.1989 per financial transaction per month	Board of Supervisors	2017-18	July 1, 2017	100%	
4305. HR Transaction Rate, recovers costs associated with operating the Human Resources part of PeopleSoft.	\$16.2377 per employee paid per month	Board of Supervisors	2017-18	July 1, 2017	100%	
4306. LAN Admin Rate, recovers costs associated with the construction and maintenance of the countywide LAN.	\$47.6516 per active LAN port per month	Board of Supervisors	2017-18	July 1, 2017	100%	
4307. Device Admin Rate, recovers costs associated with the maintenance and upkeep of each device connected to the network.	\$29.9924 per device per month	Board of Supervisors	2017-18	July 1, 2017	100%	
4308. Application Hosting Rate, recovers the costs associated with the hardware, operating systems, software configuration management, and trouble shooting required for the operations of unique applications.	\$301.0064 per EPU per month	Board of Supervisors	2017-18	July 1, 2017	100%	
4309. GIS Support Rate, recovers costs associated with the use of the GIS software and the expense of maintaining the licenses.	\$67.4876 per user per month	Board of Supervisors	2017-18	July 1, 2017	100%	
4310. Information Storage and Admin Rate, recovers the costs associated with storing data on high speed electronic media.	\$2.5867 per gigabyte of storage per month	Board of Supervisors	2017-18	July 1, 2017	100%	
4311. I-Net Line, recovers the costs associated with the hardware, maintenance, and configuration management of the institutional network infrastructure.	\$19.9048 per active network connection per month	Board of Supervisors	2017-18	July 1, 2017	100%	

Exhibit 1

FEE DESCRIPTION	FEE AMOUNT	FEE SETTING AUTHORITY	YEAR ADOPTED	EFFECTIVE DATE	% OF COST	REFERENCE
4312. I-Net Logon Rate, recovers the costs associated with establishing and maintaining authentic security model Logon IDs.	\$4.4178 per active Logon ID per month	Board of Supervisors	2017-18	July 1, 2017	100%	
4313. Enterprise Base Rate, recovers the costs associated with managing enterprise wide applications such as email and Internet access.	\$35.7521 per Enterprise enabled Logon ID per month	Board of Supervisors	2017-18	July 1, 2017	100%	
4314. IT Labor Rate, recovers the costs associated with direct IT Labor.	\$79.4731 per man hour	Board of Supervisors	2017-18	July 1, 2017	100%	
4315. Pager Rate, recovers the costs associated with using a pager on the Radio System.	\$2.4981 per pager per month	Board of Supervisors	2017-18	July 1, 2017	100%	
4317. Radio Access, recovers the costs associated with radios accessing the radio network.	\$83.7019 per radio per month	Board of Supervisors	2017-18	July 1, 2017	100%	
4319. Virtual Desktop Infrastructure (VDI) Rate, recovers the costs associated with desktop mobility.	\$28.3663 per user per month	Board of Supervisors	2017-18	July 1, 2017	100%	
4320. SQL Database Rate, recovers the costs associated with SQL database licensing and support.	\$28.2649 per core per month	Board of Supervisors	2017-18	July 1, 2017	100%	
4321. Oracle Database Rate, recovers the costs associated with Oracle database licensing and support.	\$687.1726 per core per month	Board of Supervisors	2017-18	July 1, 2017	100%	
4322. Static Storage Rate, recovers the costs associated with archive data storage (low transaction rate).	\$0.5060 per GB per month	Board of Supervisors	2017-18	July 1, 2017	100%	
4323. Host on Demand Rate, recovers the costs associated with terminal emulation to Mainframe systems.	\$2.0942 per user per month	Board of Supervisors	2017-18	July 1, 2017	100%	
4324. Telephone Desktop Hardware Rate, recovers the costs of regular telephones.	\$11.7220 per device per month	Board of Supervisors	2017-18	July 1, 2017	100%	
4325. Conference Phone Rate, recovers the costs of conference phones.	\$28.1459 per device per month	Board of Supervisors	2017-18	July 1, 2017	100%	
4326. Graphics Labor Rate, recovers the costs associated with direct Graphics labor.	\$65.5280 per man hour	Board of Supervisors	2017-18	July 1, 2017	100%	
4327. Messenger Service Rate, recovers the costs associated with Stop Mail delivery.	\$280.0009 per Stop per month	Board of Supervisors	2017-18	July 1, 2017	100%	
4328. Black & White Copy Rate, recovers the costs associated with printing services.	\$0.0267 per page	Board of Supervisors	2017-18	July 1, 2017	100%	
4329. Color Copy Rate, recovers the costs	\$0.3617	Board of Supervisors	2017-18	July 1, 2017	100%	

Exhibit 1

associated with color printing services.	per page	-					
------------------------------------------	----------	---	--	--	--	--	--