

Fresno County Department of Public Health

COVID 19 RESPONSE UPDATE – JULY 28, 2020

1. CURRENT SITUATION
 2. RESPONSE FRAMEWORK
 3. BUILDING CAPACITY
-

Current Situation

County	Avg # tests per day (per 100,000 population) (7 day average with a 7 day lag)	Case rate per 100,000 (14 days)	Testing positivity (%) (7 day average with a 7 day lag)	% Change in 3-day avg COVID+ hospitalized patients	% ICU beds currently available	% Ventilators currently available
Fresno	217.2	223.6	11.1	14.1	7.1	N/A

<https://www.cdph.ca.gov/Programs/CID/DCDC/Pages/COVID-19/COVID19CountyDataTable.aspx>

Fresno Statistics

Total Population: 1,032,227

Note: HHS significantly changed reporting requirements resulting in historical data from 15 non-reporting facilities not being part of today's update. This data will be added back in as soon as it is available. **Click for more details.**

4,780

New Cases (Last 14 Days)

463.1 Per 100K

12,866 Total Cases

24

New Deaths (Last 14 Days)

2.3 Per 100K

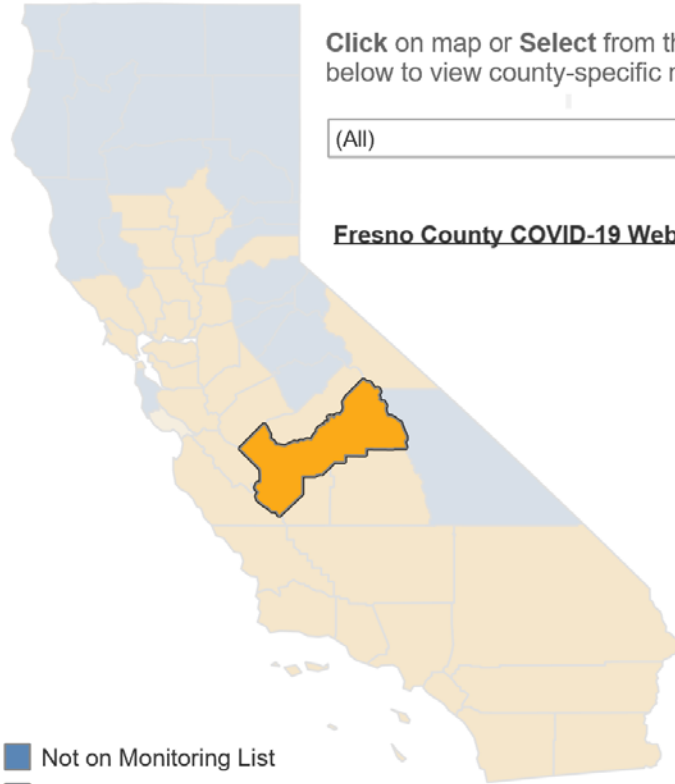
112 Total Deaths

38,615

Tests Reported (Last 14 Days)

12.4% Test Positivity

2.7 Daily per 1,000 Residents



Click on map or **Select** from the menu below to view county-specific metrics.

(All) ▼

Fresno County COVID-19 Website

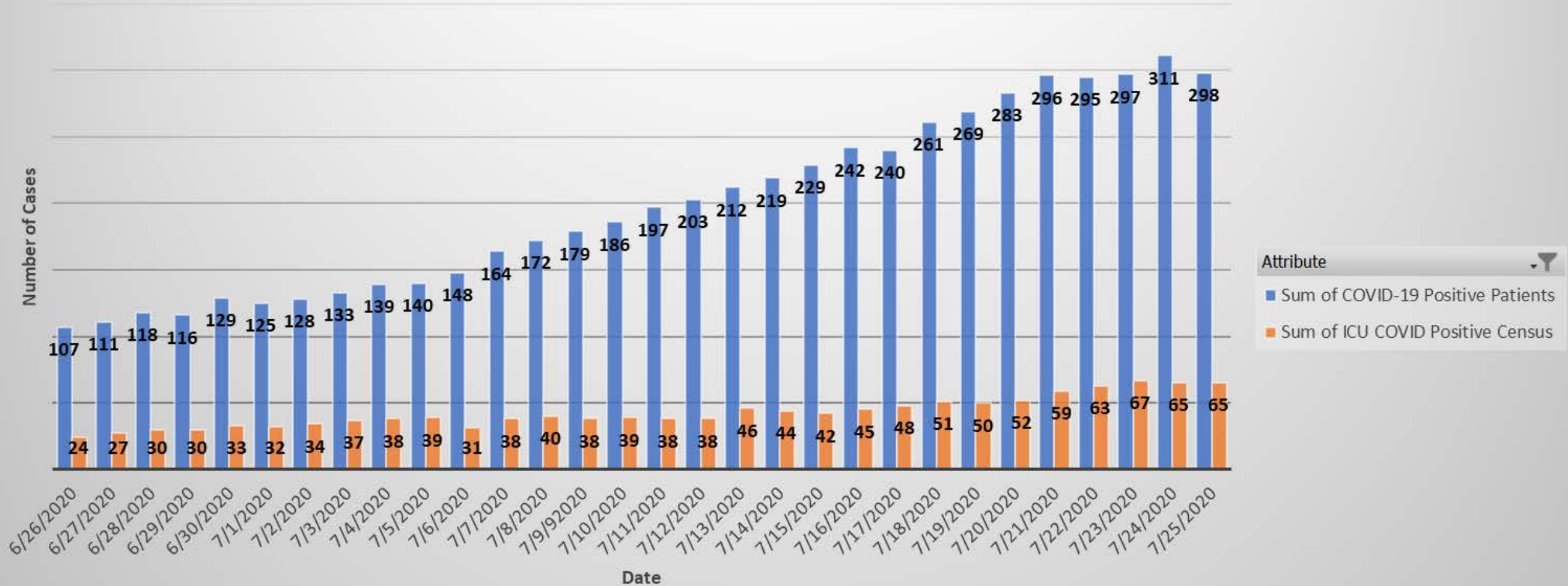
- Not on Monitoring List
- On Monitoring List for <3 days
- On Monitoring List for 3+ days, new restrictions in place

<https://covid19.ca.gov/roadmap-counties/#track-data>

County Hospital

Sum of Value

Total COVID+ Hospitalized Patients and COVID+ ICU Census



Attribute

- Sum of COVID-19 Positive Patients
- Sum of ICU COVID Positive Census

Day

Response Framework

Department of Public Health Incident Command Structure

- Coordinate planning, logistics, finance, and communications in response to COVID-19
- Coordinate response with partners
- Part of a larger County response focusing on essential workforce

Hospital/Health Care Section

- Tracking hospital capacity and coordinating resources
- Development of an Alternate Care Site
 - ✓ Operating Criteria
 - ✓ Admission/Discharge protocols
 - ✓ Staffing
- Coordination/resource requests with hospitals
 - ✓ Medical Health Operational Area Coordinator processing resource requests for staffing/PPE
- Coordination with CDPH – Licensing and Certification on Skilled Nursing and other clinic operations

Response Framework (continued)

Schools and Universities

- Food distribution
- Distribution of education outreach materials
- Coordination on case investigation

Medical Investigation – 180 staff currently working

- Congregate Setting Team
- Medical Investigation
- Contact Tracing
- Closure/ Plasma Donation
- Provider phone line
- Training Team

Response Framework (continued)

Public Health Liaison

- Medical Provider Updates – weekly call with several hundred medical providers
- Local Government Updates – Local Governments and Tribes Weekly Call
 - ✓ Teams assigned to each rural city for coordination
 - ✓ Employer visits
 - ✓ Communication resources
- Emergency Responder Updates – Bimonthly call
 - ✓ Medical consultation and testing program
- Schools and Colleges – started by DPH and now run through FCSOS

Response Framework (continued)

Public Health Liaison (continued)

- Senior Living Facilities and Skilled Nursing Facilities – coordinated with CDPH, Licensing and Certification
- Faith Based Organizations
- Homelessness Task Force – run by Department of Behavior Health and CAO's Office
- Business Resiliency – run by Fresno County Economic Development Corporation
- Ag Industry Liaison
- Food Service Industry – Coordinated with the California Restaurant Association

Response Framework (continued)

Personal Protective Equipment



If you are a hospital, please utilize the established MHOAC procedures and email MHOAC@fresnocountyca.gov

The County of Fresno is currently procuring stocks of personal protective equipment (PPE) which will be available for distribution by request via the online form below.

Cost of items supplied will be provided prior to pick up. Billing will occur via a mailed invoice. Supplies may not be available when requested.

1. PPE Requested – Prices are estimates and subject to change

	Quantity
Gloves Small (Box of 100) -- \$5.58/box	<input type="text" value="0"/>
Gloves Medium (Box of 100) -- \$5.38/box	<input type="text" value="0"/>
Gloves Large (Box of 100) -- \$5.38/box	<input type="text" value="0"/>
Gloves XL (Box of 100) -- \$5.38/box	<input type="text" value="0"/>
Isolation Gown -- \$6.76/ea	<input type="text" value="0"/>
Cloth Mask (Bag of 5) -- \$11.05/bag	<input type="text" value="0"/>
Surgical Mask (Box of 50) -- \$27.92/box	<input type="text" value="0"/>
Mask N95 NIOSH (Box of 20) -- \$109.50/box	<input type="text" value="0"/>
Mask KN95 (Bag of 5) -- \$15.00/bag	<input type="text" value="0"/>
Face Shield -- \$4.50/ea	<input type="text" value="0"/>
Shoe Covers (Bag of 100) -- \$45.00/bag	<input type="text" value="0"/>
Bouffant Cap (Bag of 100) -- \$23.69/bag	<input type="text" value="0"/>
Infrared Thermometer -- \$77.25/ea	<input type="text" value="0"/>
Goggles -- \$0.63/ea	<input type="text" value="0"/>

Order total: \$0.00

Response Framework (continued)

Testing

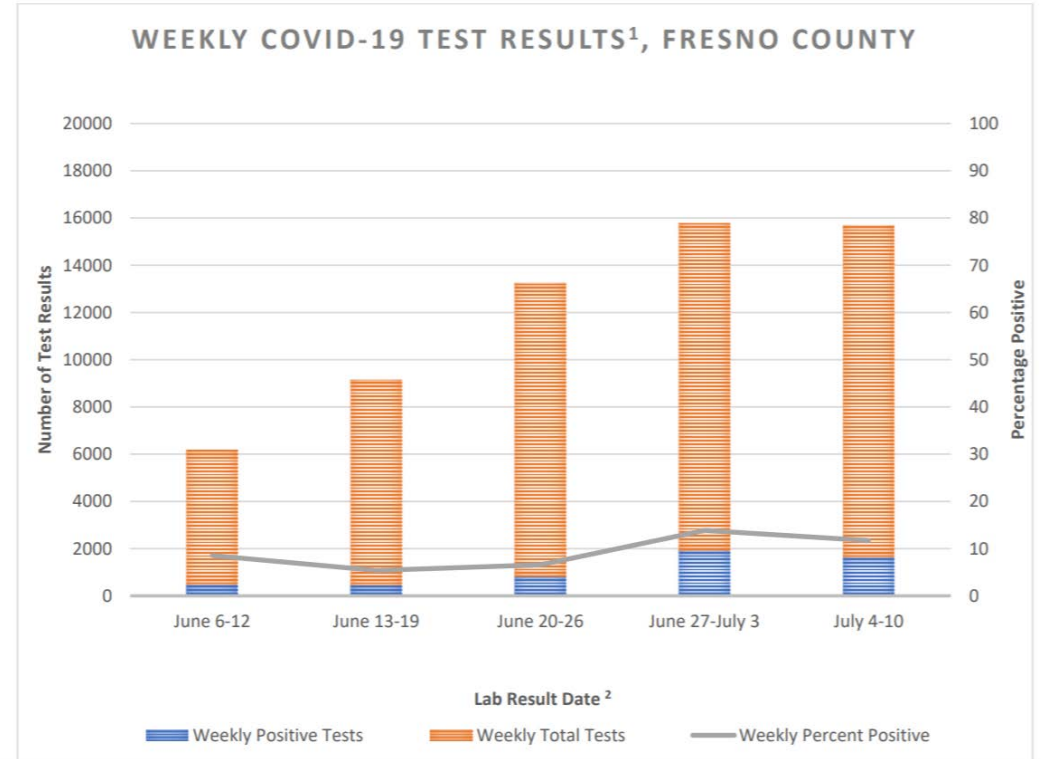
- Current volume 2,100 to 2,400 tests per day
- Challenges
 - Specimen collection and transport media shortages
 - Laboratory testing capacity
 - Timely resulting
- Focus of future activities
 - Building capacity in the primary care system – FQHC's and Rural Health Clinics
 - Mobile testing operated out of FQHC's and Rural Health Centers

COVID-19 Fresno County Confirmed cases and Testing by Zipcode

**Please note there are a significant amount of tests where the zipcode is unknown. Just because a zipcode is not represented on this list, does not mean that it does not have persons being tested.*

Community	Zipcode Population Estimate ¹	ZipCode ²	Total Confirmed Positive ³	COVID-19 Incidence per 100,000 persons ⁴	Estimate Number of Persons Tested ^{1,5}	Testing Proportion per 100,000 population
Coalinga	18025	93210	119	660	1322	7334
Huron	7260	93234	126	1736	604	8320
Laton	3541	93242	47	1327	260	7343
Auberry	3967	93602	<11	-	143	3605
Biola	949	93606	26	2740	119	12540
Cantua Creek	940	93608	<11	-	80	8511
Caruthers	5586	93609	120	2148	566	10132
Clovis	48473	93611	203	419	2662	5492
Clovis	35450	93612	146	412	2108	5946
Clovis	-	93613	<11	-	88	-
Del Rey	2664	93616	37	1389	230	8634
Dinuba	31230	93618	<11	-	58	186
Clovis	37463	93619	154	411	2583	6895
Dunlap	-	93621	<11	-	38	-
Firebaugh	10395	93622	88	847	692	6657
Five Points	1041	93624	<11	-	46	4419
Fowler	7862	93625	74	941	962	12236
Friant	1983	93626	<11	-	102	5144
Helm	-	93627	<11	-	21	-
Kerman	20195	93630	202	1000	1602	7933
Kingsburg	16349	93631	152	930	1470	8991
Mendota	12727	93640	414	3253	1968	15463
Squaw Valley & Orange Cove	10873	93646	232	2134	1150	10577
Parlier	16194	93648	399	2464	2049	12653
Pinedale & Fresno	3477	93650	14	*	273	7852
Prather	1915	93651	<11	-	73	3812
Raisin City	426	93652	<11	-	38	8920
Reedley	30935	93654	430	1390	3260	10538
Riverdale	6323	93656	71	1123	511	8082
Sanger	34723	93657	530	1526	4195	12081
San Joaquin	4228	93660	86	2034	606	14333
Selma	30922	93662	599	1937	3771	12195
Tollhouse	2415	93667	<11	-	134	5549
Tranquility	1173	93668	14	*	95	8099
Squaw Valley & Orange Cove	3759	93675	<11	-	161	4283
Fresno	10274	93701	105	1022	705	6862
Fresno	44139	93702	424	961	2812	6371
Fresno	33000	93703	288	873	2103	6373
Fresno	29294	93704	105	358	1935	6605
Fresno	37707	93705	286	758	2377	6304
Easton & Fresno	40936	93706	421	1028	2743	6701
Fresno	32625	93710	175	536	1941	5949
Fresno	38349	93711	161	420	2400	6258
Fresno	47270	93720	242	512	3356	7100
Fresno	7611	93721	963	12653	2177	28603
Fresno	83179	93722	539	648	5483	6592
Fresno & Barstow	13189	93723	86	652	737	5588
Fresno	26980	93725	258	956	1795	6653
Fresno	43209	93726	308	713	2733	6325
Fresno	82920	93727	550	663	5400	6512

COVID-19 Case & Testing Trends for Fresno County



Building Capacity

Education and Prevention

- Contracts with Economic Opportunities Commission and Building Healthy Communities
 - Health Education and Outreach
 - Medical Investigation and Contact Tracing
 - Quarantine Supports
 - Connected with 17 community-based organization throughout Fresno County

Technical assistance and funding for testing with Primary Care Clinics

- Template contract is being developed
- Health Officer Order being developed

Building Capacity

Medical Investigation and Contact Tracing

- Additional staff being hired by Fresno County
 - Licensed Vocational Nurses
 - Communicable Disease Investigators
 - Disaster Service Workers
- Contracts/MOU's with Primary Care Clinics and other partners

Building Capacity

Central Valley Unified Support Teams

- State and local government partnership
- State agencies working with local agencies to address multitude of issues and determine the needed resources
- Build action plans to control infections in essential workforce