

DEPARTMENT OF PUBLIC HEALTH

COVID-19 Response Update

January 12, 2021

1. Status of COVID infections testing, investigation, interventions
2. Healthcare System Update
3. Vaccination Role Out Update



County: Fresno

Cases




76,581

Deaths

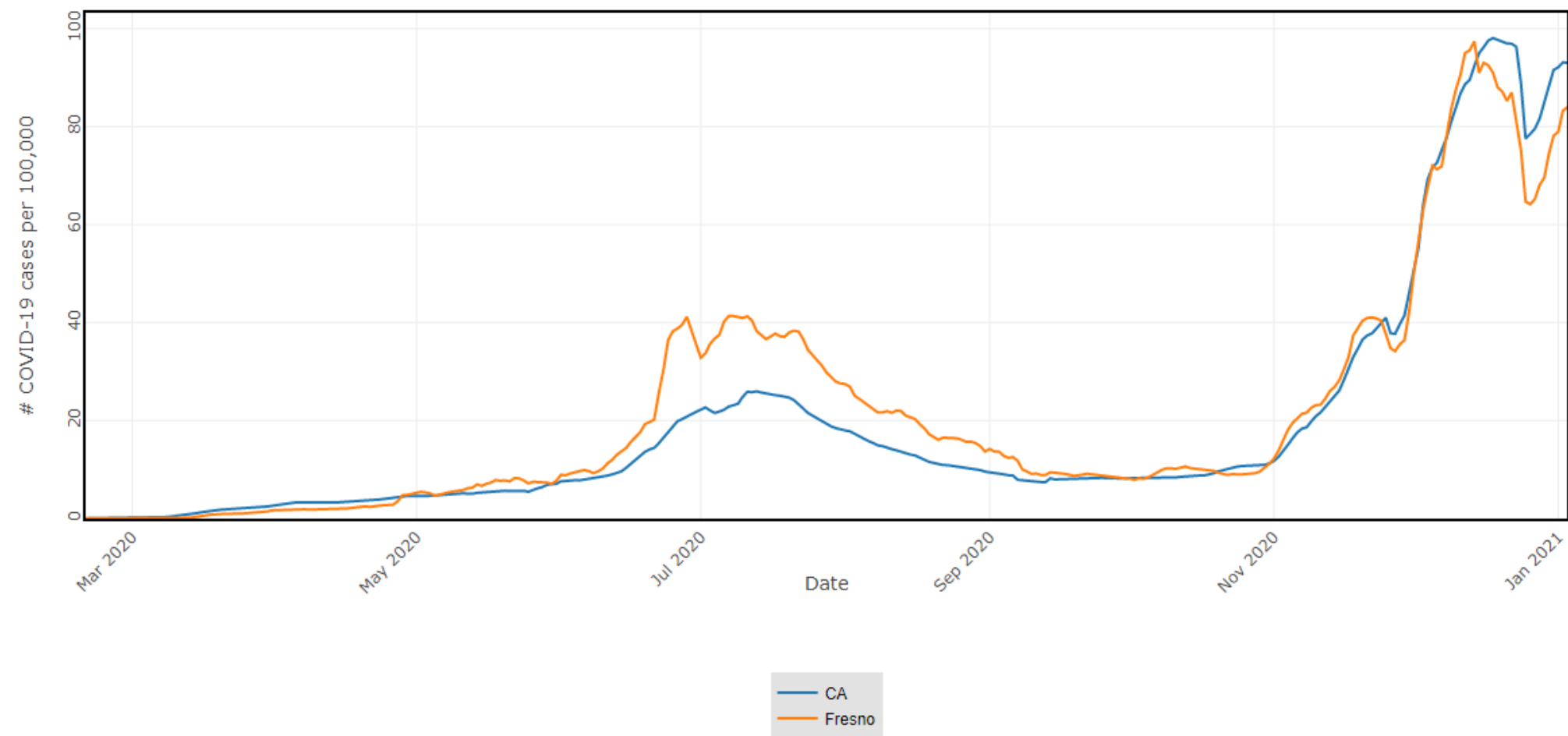
775

Doubling Time

60.9 days

Domain	Classification Cutpoints	Classification	Value	Average Daily Change Over the Last 7 Days	Trend Bars
Metric Tier (Daily)					
Tier: Based on Most Recent Data Available	N/A	Tier 1	1.0		
Linear adjusted case rate per 100,000 per day, excl. prisoners (7 day avg w/ 7 day lag)	Tier 1 (Widespread): > 7; Tier 2 (Substantial): 4-7; Tier 3 (Moderate): 1-3.9; Tier 4 (Minimal): <1	Tier 1	77.1	2.04 ↑	
Overall testing positivity, excl prisoners over 7 days (PCR only, 7 day lag)	Tier 1 (Widespread): > 8%; Tier 2 (Substantial): 5-8%; Tier 3 (Moderate): 2-4.9%; Tier 4 (Minimal): < 2%	Tier 1	19.4%	0.31% ↑	
Equity (Daily)					
Testing positivity in HPI quartile 1, excl prisoners over 7 days (PCR only, 7 day lag)	Tier 1 (Widespread): >8%; Tier 2 (Substantial): 5.3-8%; Tier 3 (Moderate): 2.2-5.2%; Tier 4 (Minimal): <2.2%	Tier 1	21.7%	0.44% ↑	

Case rate per 100,000 per day (7 day avg w/ 7 day lag) for Multiple Locations



COVID 19 Status

- ▶ 500 tests/day/100,000 population
 - ▶ (State Median is 447 tests/day/100,000 population)
- ▶ Migrating to Cal-Connect for case investigation and exposure tracking
- ▶ Medical Investigation and contact tracing is focused on high-risk populations

Fresno County Hospital Status 1/10/21

626

COVID Positive Patients

116

ICU COVID Patients

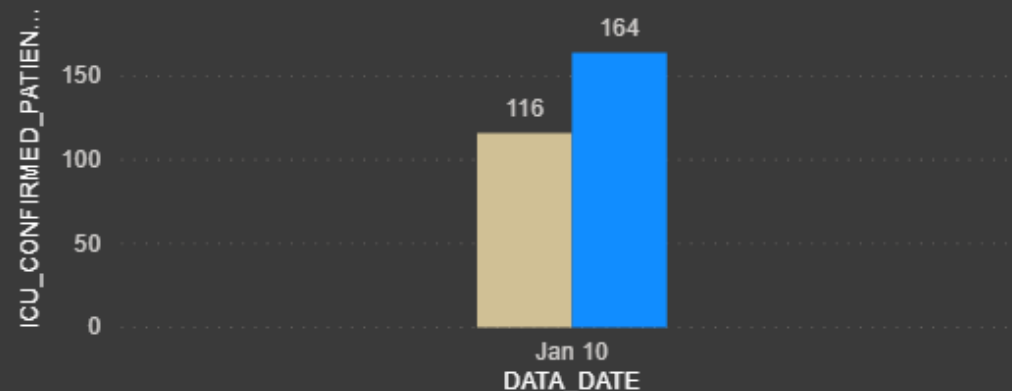
346

Recent COVID Positive Staff

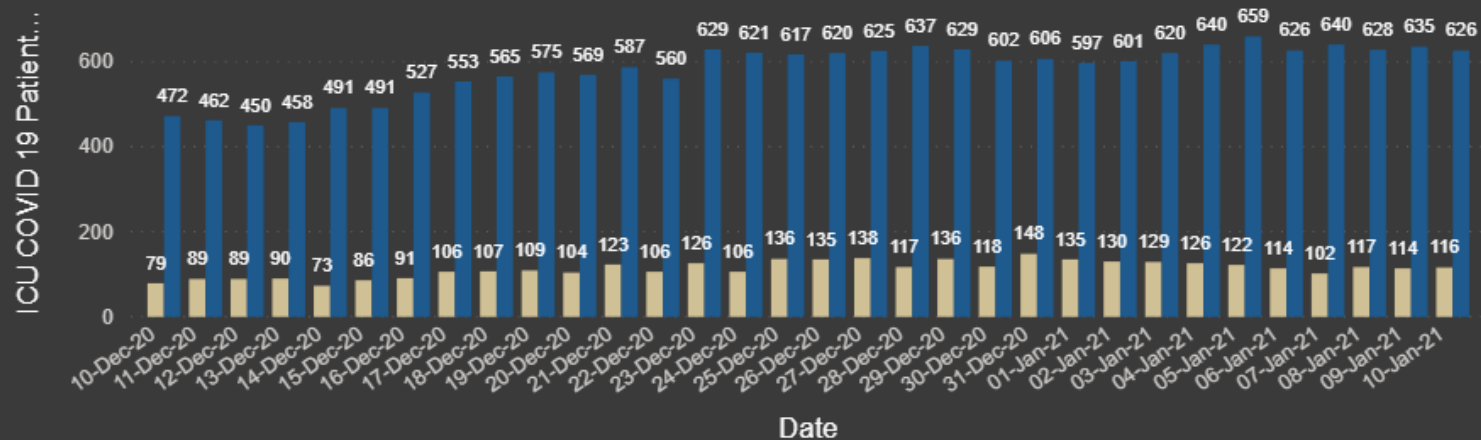
HOSPITAL_NAME	ICU Beds	ICU Occupied	ICU COVID
SAN JOAQUIN VALLEY REHABILITATION HOSPITAL	0	0	0
Saint Agnes Medical Center	40	40	37
Kaiser Foundation Hospital - Fresno	12	12	11
Fresno Surgical Hospital	0	0	0
Fresno Heart and Surgical Hospital	9	8	0
Community Regional Medical Center	87	83	43
Clovis Community Medical Center	24	16	24
Adventist Health Selma	5	5	1
Adventist Health Reedley	0	0	0
Total	177	164	116

ICU_CONFIRMED_PATIENTS and
ICU_NONSURGE_OCCUPIED_BEDS_ADULT by
DATA_DATE

● ICU_CONFIRMED_PATIENTS ● ICU_NONSURGE_OCCUPIED_BEDS_ADULT

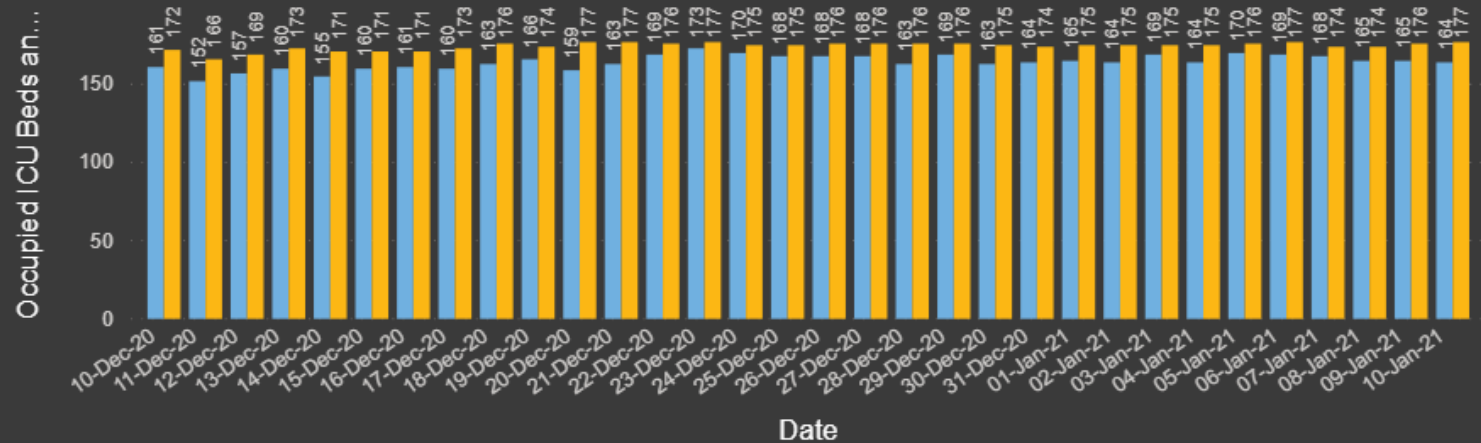


● ICU COVID 19 Patients ● Hospitalized COVID 19 Patients



Occupied ICU Beds and Total Adult ICU Beds by Date

● Occupied ICU Beds ● Total Adult ICU Beds



Fresno County has Received Approximately 44,000 Vaccine Doses to Date

- ▶ 50% of doses have been redistributed

Federal/State guidelines on Phases

- ▶ Phase 1a - Tiers 1,2,3 (Mid-December - February)
- ▶ Phase 1b - Tiers 1,2 (February - March)
- ▶ Phase 1c - Tier 1 (April)
- ▶ General Population (May-July)

What occupations are in the Phases?

DISTRIBUTION OF VACCINES



Fresno County COVID-19 Vaccine Schedule



Vaccinate Fresno

Together we can end the pandemic.

PHASE 1A

Vaccinating NOW

Tier 1 - January

- ☒ Acute care, psychiatric and correctional facility hospitals
- ☐ Skilled nursing facilities, assisted living facilities, and similar settings for older or medically vulnerable individuals
- ☒ Paramedics, EMTs and others providing emergency medical services
- ☐ Dialysis Centers
- ☐ Long term care facilities

Vaccinating NOW

Tier 2 - January

- ☐ Intermediate care facilities for persons who need continuous nursing supervision and supportive care
- ☐ Public health field staff
- ☐ Primary care clinics, including Federally Qualified Health Centers, Rural Health Centers, correctional facility clinics, and urgent care clinics
- ☐ Home health care and in-home supportive services
- ☐ Community health workers, including promotoras

Vaccinating NEXT

Tier 3 - January

- ☐ Specialty clinics
- ☐ Laboratory workers
- ☐ Dental and other oral health clinics
- ☐ Pharmacy staff not working in settings at higher tiers

PHASE 1B

Tier 1 - February

- ☐ Individuals 75 +
- ☐ Food and Agriculture
- ☐ Education and Childcare
- ☐ Emergency Services
- ☐ Homeless/unhoused

Tier 2 - March

- ☐ Individuals 65 + (with underlying medical conditions)
- ☐ Incarcerated individuals-jails/prisons
- ☐ Transportation and logistics
- ☐ Critical manufacturing
- ☐ Industrial, commercial, residential and sheltering facilities

PHASE 1C

April

- ☐ Individuals 50-74 years of age
- ☐ 16-49 years with underlying medical conditions/disabilities that place them at high risk for severe COVID-19 illness and death
- ☐ Water and waste management, defense, energy, chemical and hazardous, communication and IT, financial services
- ☐ Government operations/community services



Key: ☒ First Dose Received ☐ In progress ☐ Not yet started

FOR INFORMATION ON COVID-19 VACCINES VISIT:

www.fcdph.org/covid19vax

Updated 1/12/2021

DISTRIBUTION OF VACCINES

Phase 1a approximately 58,000 Healthcare Workers (Mid-December - February 2021)

- ▶ Tier 1 - Hospital Staff, Skilled Nursing Facilities, Paramedics, EMTs, Jail Medical Staff, Inpatient Psychiatric, Dialysis Centers
- ▶ Tier 2 - Home Health Care, In-Home Supportive Services, Community Health Workers, Public Health Field Staff, Primary Care clinics, FQHCs, Rural Health Centers, Urgent care
- ▶ Tier 3 - Specialty clinics, Laboratory Workers, Pharmacy, Dental clinics

Phase 1b approximately 262,000 Essential Workers & Medically Vulnerable (February-March 2021)

- ▶ Tier 1 - Food and Ag, Education & Childcare, Emergency Services, 75+
- ▶ Tier 2 - 65-74 w/chronic disease, Incarcerated individuals, Homeless, Transportation & Logistics, Industrial, Residential, Commercial, Critical Manufacturing

Phase 1c - Essential Workers & Medically Vulnerable (April 2021)

- ▶ 65-74, 16-64 w/chronic disease, Water and Waste Management, Defense, Energy, Chemical and Hazardous, Communication and IT, Financial Services, Government Operations, Community Services

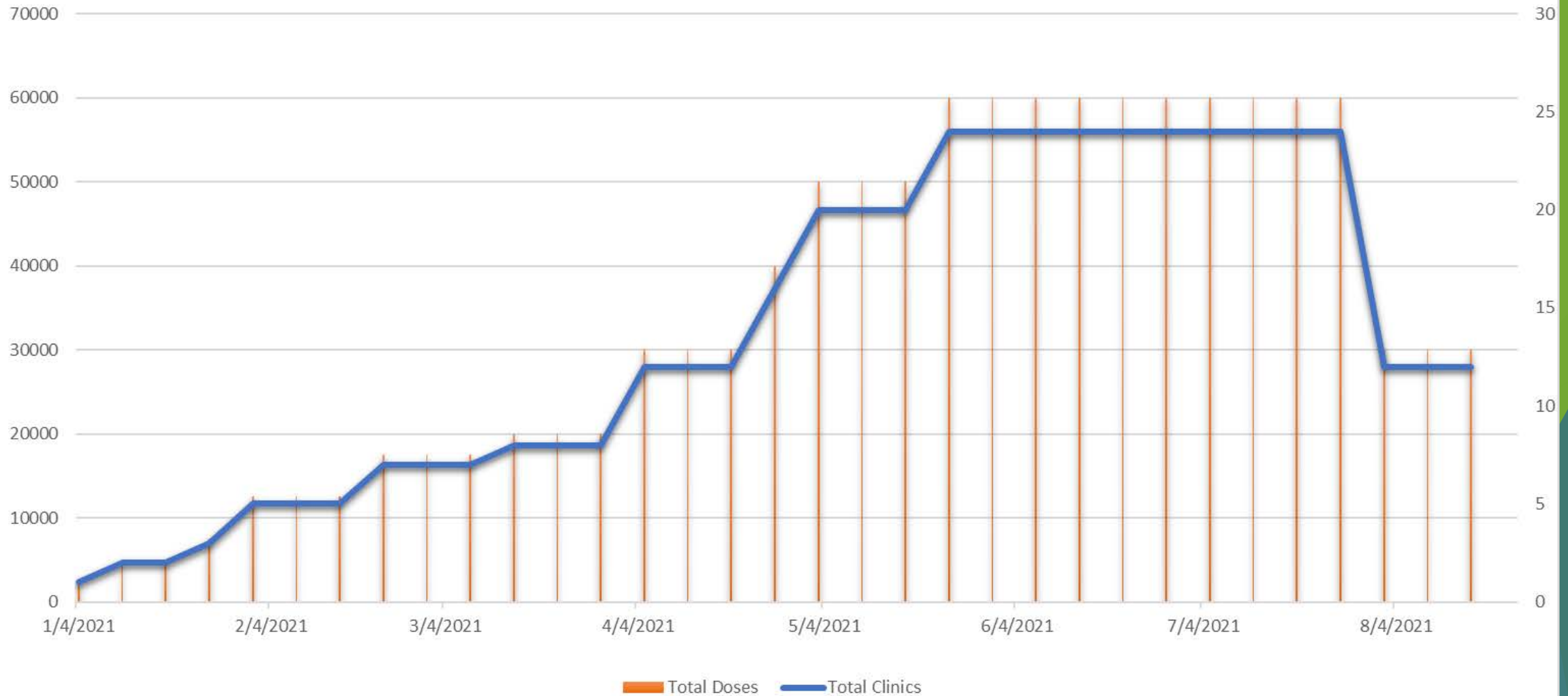
General Population - May through July 2021



Distribution Partners

- ▶ Fresno County
 - ▶ Public Health - Big Fresno Fair
 - ▶ Behavioral Health
 - ▶ Social Services
- ▶ Hospital System
- ▶ Primary Care System
 - ▶ FQHC's and Rural Health Systems
 - ▶ Large throughput clinics
 - ▶ Medical Offices
- ▶ Additional High-Volume Clinics
 - ▶ School Site Partners

Example of Distribution Plan for 570,000 2 Dose Vaccines



Needs

- ▶ Balanced funding model for vaccine providers – Fee for Service doesn't cover all costs
- ▶ Success of the Federal Pharmacy Partnership for SNF's and Adult Living Facilities



Thank you!

1-12-21
Item # 3.1

From: Leslie Martinez <lmartinez@leadershipcounsel.org>
Sent: Tuesday, January 12, 2021 11:05 AM
To: BOSComments
Subject: COVID update

CAUTION!!! - EXTERNAL EMAIL - THINK BEFORE YOU CLICK

Hi Brandi,

Can you ask what the vaccine plan is for rural hard times reach communities and farm workers?

--

Leslie Martinez (she/her)
Policy Advocate
Leadership Counsel for Justice and Accountability
2210 San Joaquin Street, Fresno, CA 93721
Office: (559) 369-2790 | Cell: (559) 920-0558